



Cameroon National Shippers' Council

The **CNSC** Book of Statistics

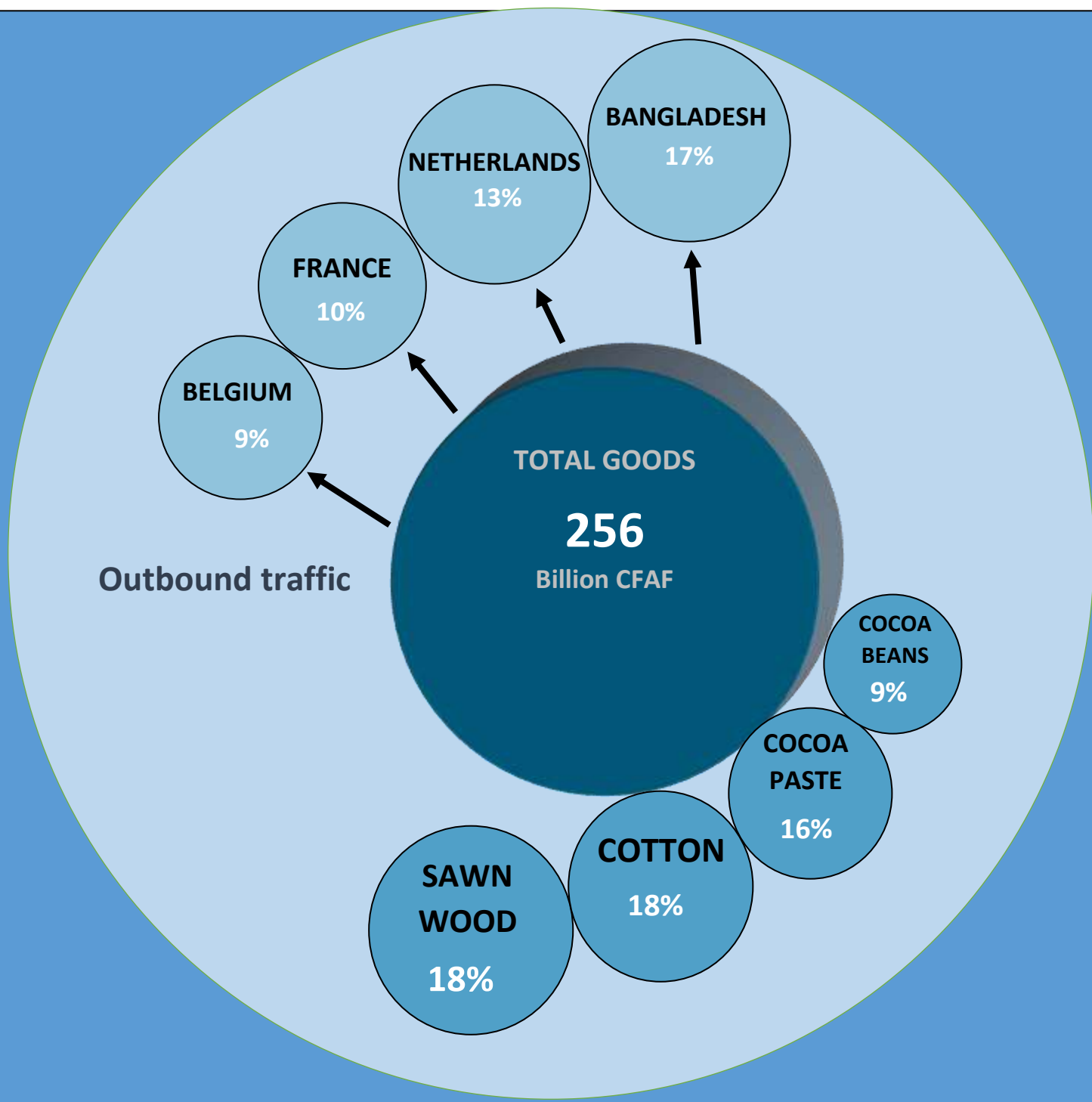


Table of contents

DATA PRESENTATION 4

1. Evolution of trade at the Douala and Kribi Ports.....	5
1.1. Overall traffic	5
1.2. Outbound traffic	5
1.3. Inbound traffic	6
2. Main partners	6
2.1. Export partners	6
2.2. Import partners.....	8
3. Main products transported	10
3.1. Export products	10
3.2. Import products	11

TABLES 14

1. Traffic per country	15
1.1. Outbound traffic per country	15
1.2. Inbound traffic per country	17
2. Tonnage per Port.....	19
3. Traffic per product.....	28
3.1. Outbound traffic per product	28
3.2. Inbound traffic per product	39
4. Average import freight rates for refrigerated or dry 20-foot and 40-foot containers in Q3 2024	63

Dear shippers,
Dear business persons,
Dear transport service users,

The Cameroon National Shippers' Council (CNSC) is pleased to put at your disposal the 67th issue of the "*CNSC Book of Statistics*".

This quarterly publication contains information sourced from the Electronic Cargo Tracking Note (ECTN) covering goods from or bound for the ports of Douala and Kribi.

In the third quarter of 2024, overall maritime traffic, except crude oil, registered a 5.32% year-on-year increase. With an FOB value of 1,307 billion CFAF, the volume of traffic stood at 3,158 million tonnes against 2,942 million tonnes with an FOB value of 1,241 billion CFAF in the third quarter of 2023.

Outbound traffic over the study period was up by 40% year-on-year. Statistics reveal that 487 million tonnes of goods were loaded in the third quarter of 2024 for a total of 277 billion CFAF, against 438 million tonnes for a total of 198 billion CFAF in the third quarter of 2023.

On the other hand, inbound traffic recorded a 1.25% year-on-year decrease with a value of 1,029 billion CFAF in the third quarter of 2024. Volume-wise, trade through these ports went from 2,504 million tonnes in the third quarter of 2023 to 2,670 million tonnes in the third quarter of 2024.

The main ports that shipped goods to and received shipments from the Douala and Kribi Ports in the **third quarter of 2024** were:

- **Export:** Zhangjiagang, Haiphong, Chittagong, Hamburg, Rouen, Antwerp, Valencia, Livorno, Dakar, Nansha, New York;
- **Import:** Lome, Antwerp, Rouen, Le Havre, Qingdao, Nansha, Hamburg, Ningbo, Nhava Sheva, Jebel Ali, Rotterdam and Shanghai.



Auguste Mbappe Penda
CNSC General Manager



This issue of the “CNSC Book of Statistics,” contains statistics of the **3rd quarter of 2024**. It is subdivided into two parts.

The first part (**Part A**) contains analysis of the evolution of traffic handled at the Douala and Kribi sea ports. This data is presented in terms of overall traffic, inbound traffic (imports) and outbound traffic (exports). It also relates to the evolution of trade with Cameroon's main trading partners. This refers to the countries of loading and discharge of goods. To conclude, it equally focuses on the evolution of trade in main products.

In the second part (**Part B**), statistics on trade flows (tonnage and FOB value) by country, by port and by product are presented in detail. Data on the average freight rate for imported containers (20-foot and 40-foot refrigerated or dry containers) are presented at the end of this document.

The data used for the different analysis was sourced from the Electronic Cargo Tracking Note (**ECTN**) and based on the date the ECTN request was validated.

The unit used is the **tonne** for weights and the **CFA Franc** for **FOB value** and **freight rates**.



A

DATA PRESENTATION



1. Evolution of trade at the Douala and Kribi Ports

1.1. Overall traffic

In the third quarter of 2024, a total of 3,158 million tonnes of goods (*excluding crude oil*) loaded or discharged at the ports of Douala and Kribi were covered by an ECTN. This corresponds to a total value of 1,307 billion CFAF compared to 1,241 billion CFAF in the third quarter of 2024, and represents a year-on-year value increase of 5.32%.

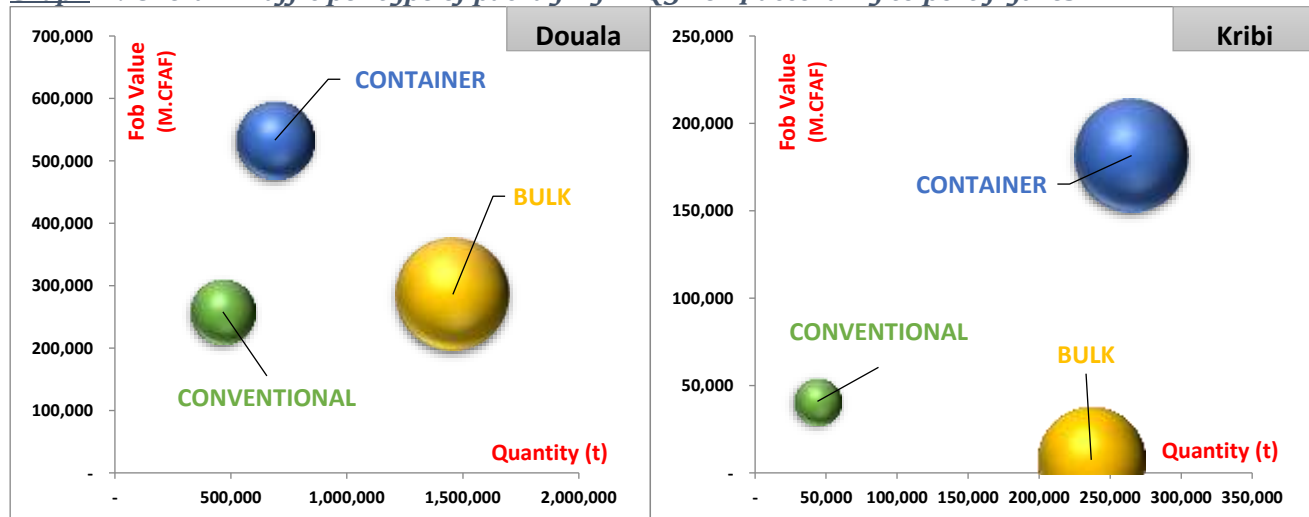
Table 1: Distribution and evolution of overall traffic per type of packaging

Packaging	July - Sept 2023				July - Sept 2024				Variation weight	Variation value
	Quantity (t)	Share Qty	Fob Value (M.CFAF)	Share Value	Quantity (t)	Share Qty	Fob Value (M.CFAF)	Share value		
DOUALA	2,469,300	84%	1,092,225	88%	2,612,348	83%	1,077,125	82%	6%	-1%
Container	678,100	27%	490,179	45%	689,808	26%	533,110	49%	2%	9%
Conventional	322,980	13%	190,978	17%	465,544	18%	258,004	24%	44%	35%
Bulk	1,468,220	59%	411,069	38%	1,456,996	56%	286,011	27%	-1%	-30%
KRIBI	473,382	16%	148,876	12%	545,709	17%	229,957	18%	15%	54%
Container	334,047	71%	137,028	92%	265,103	49%	181,595	79%	-21%	33%
Conventional	45,344	10%	9,041	6%	43,899	8%	40,916	18%	-3%	353%
Bulk	93,990	20%	2,807	2%	236,706	43%	7,445	3%	152%	165%
Grand total	2,942,682	100%	1,241,101	100%	3,158,057	100%	1,307,081	100%	7%	5.32%

Source: CNSC

Traffic at the port of Douala accounted for 82% of the overall value of traffic in the 3rd quarter of 2024, and fell by 1% year-on-year value-wise. In contrast, traffic at the port of Kribi increased year-on-year by 53% in value and 8% in volume, during the period under review.

Graph 1 : Overall Traffic per type of packaging in Q3 2024 according to port figures



Source: CNSC

1.2. Outbound traffic

During the period under review, 487 thousand tonnes of goods destined for export were recorded for a value of 277 billion CFAF, corresponding to an increase in value of 40% year-on-



year. This increase in the value of traffic is the result of a cumulative year-on-year increase in traffic at the ports of Douala and Kribi of 27% and 120% respectively.

Table 2: Distribution and evolution of outbound traffic per type of packaging according to the port of loading

Packaging	July - Sept 2023				July - Sept 2024				Variation weight	Variation value
	Quantity (t)	Share Qty	Fob Value (M.CFAF)	Share Value	Quantity (t)	Share Qty	Fob Value (M.CFAF)	Share Value		
DOUALA	367,586	84%	171,543	86%	415,139	85%	217,629	78%	13%	27%
Container	219,913	60%	137,705	80%	234,705	57%	187,131	86%	7%	36%
Conventional	147,673	40%	33,838	20%	180,434	43%	30,497	14%	22%	-10%
KRIBI	70,711	16%	27,416	14%	71,965	15%	60,322	22%	2%	120%
Container	35,074	50%	24,804	90%	38,092	53%	58,053	96%	9%	134%
Conventional	35,637	50%	2,613	10%	33,873	47%	2,269	4%	-5%	-13%
Grand total	438,297	100%	198,959	100%	487,104	100%	277,951	100%	11%	40%

Source: CNSC

1.3. Inbound traffic

The volume of goods landed at the ports of Douala and Kribi in the third quarter of 2024 was 2,670 thousand tonnes, with a corresponding value of 1,029 billion CFAF, compared with 2,504 thousand tonnes for a total value of 1,042 billion CFAF over the same period in 2023. This represents a 1.25% year-on-year drop in value. This drop in traffic value is explained by the 7% year-on-year drop in traffic value at the port of Douala.

Table 3: Distribution and evolution of inbound traffic per type of packaging according to the port of discharge

Packaging	July - Sept 2023				July - Sept 2024				Variation weight	Variation value
	Quantity (t)	Share Qty	Fob Value (M.CFAF)	Share Value	Quantity (t)	Share Qty	Fob Value (M.CFAF)	Share Value		
DOUALA	2,101,714	84%	920,683	88%	2,197,209	82%	859,496	84%	5%	-7%
Container	458,187	22%	352,474	38%	455,103	21%	345,979	40%	-1%	-2%
Conventional	175,307	8%	157,140	17%	285,110	13%	227,507	26%	63%	45%
Bulk	1,468,220	70%	411,069	45%	1,456,996	66%	286,011	33%	-1%	-30%
KRIBI	402,671	16%	121,459	12%	473,744	18%	169,634	16%	18%	40%
Container	298,973	74%	112,224	92%	227,011	48%	123,543	73%	-24%	10%
Conventional	9,708	2%	6,429	5%	10,027	2%	38,647	23%	3%	501%
Bulk	93,990	23%	2,807	2%	236,706	50%	7,445	4%	152%	165%
Grand total	2,504,385	100%	1,042,142	100%	2,670,953	100%	1,029,131	100%	7%	-1.25%

Source: CNSC

2. Main partners

2.1. Export partners

During the period under review, 81% of the total value of goods loaded at the ports of Douala and Kribi was destined for eleven countries, led by **Bangladesh** (17%), followed by the **Netherlands** (13%), **France** (10%) and **Belgium** (9%).

Table 4 : Main destination countries

Country	July - Sept 2023				July - Sept 2024				Variation weight	Variation value
	Quantity (t)	Share Qty	Fob Value (M.CFAF)	Share Value	Quantity (t)	Share Qty	Fob Value (M.CFAF)	Share Value		
Bangladesh	21,960	5%	25,048	13%	50,315	10%	46,684	17%	129%	86%
Netherlands	20,696	5%	32,920	17%	9791	2%	35,211	13%	-53%	7%
France	16,819	4%	15,156	8%	29295	6%	27,017	10%	74%	78%
Belgium	49,938	11%	20,037	10%	83,745	17%	24,988	9%	68%	25%
Cambodia	-	0%	-	0%	351	0%	19,766	7%		
USA	5,636	1%	4024	2%	8759	2%	16,537	6%	55%	311%
Italy	13,119	3%	9364	5%	15,262	3%	12,616	5%	16%	35%
Spain	14,499	3%	8140	4%	16,297	3%	12,279	4%	12%	51%
China	128,281	29%	17,998	9%	96,738	20%	12,223	4%	-25%	-32%
Germany	4,578	1%	7,163	4%	6,354	1%	11,091	4%	39%	55%
North Vietnam	67,386	15%	7,737	4%	74,006	15%	8,111	3%	10%	5%
Other countries	95,385	22%	51,371	26%	96,192	20%	51,428	19%	1%	0.1%
Grand total	438,297	100%	198,959	100%	487,104	100%	277,951	100%	11%	40%

Source: CNSC

Following an increase in the value of **Cotton** exports from 25 billion CFAF in the third quarter of 2023 to 45.7 billion CFAF in the third quarter of 2024, traffic to **Bangladesh** witnessed an 86% year-on-year increase.

In the third quarter of 2024, the value of outbound traffic destined for the **Netherlands** rose by 7% year-on-year and mainly comprised of the following products:

- ✓ **Cocoa paste:** 18.6 billion CFAF in the third quarter of 2024 against 4.7 billion CFAF in the third quarter of 2023;
- ✓ **Cocoa beans:** 10.5 billion CFAF in the third quarter of 2024 against 18.6 billion CFAF in the third quarter of 2023;
- ✓ **Cocoa butter, fats and oil:** 3.9 billion CFAF in the third quarter of 2024 against 1.4 billion CFAF in the fourth third of 2023;
- ✓ **Sawn wood:** 1.2 billion CFAF in the third quarter of 2024 against 1.5 billion CFAF in the third quarter of 2023;

Exports to **France** recorded a 78% year-on-year increase in the third quarter of 2024 and were dominated by the following products:

- ✓ **Cocoa butter, fats and oil:** 16.2 billion CFAF in the third quarter of 2024 against 1.9 billion CFAF in the third quarter of 2023;
- ✓ **Cocoa paste:** 5.3 billion CFAF in the third quarter of 2024 against 2.5 billion CFAF in the third quarter of 2023;
- ✓ **Banana:** 2.1 billion CFAF in the third quarter of 2024 against 0.04 billion CFAF in the third quarter of 2023;
- ✓ **Sawn wood:** 1.4 billion CFAF in the third quarter of 2024 against 2.5 billion CFAF in the third quarter of 2023;

Traffic to **Belgium** witnessed a 25% year-on-year increase in value for the third quarter of 2024 thanks to exports which mainly comprised of:

- ✓ **Sawn wood:** 14 billion CFAF in the third quarter of 2024 against 15 billion CFAF in the third quarter of 2023;
- ✓ **Banana:** 7.4 billion CFAF in the third quarter of 2024 against 1.8 billion CFAF in the third quarter of 2023;
- ✓ **Rubber:** 2.1 billion CFAF in the third quarter of 2024 against 1 billion CFAF in the third quarter of 2023;



Traffic to the **USA** witnessed a 311% year-on-year increase in the 3rd quarter of 2024, with exports comprised of the following products:

- ✓ **Cocoa paste:** 13.7 billion CFAF in the third quarter of 2024 against 0.7 billion CFAF in the third quarter of 2023;
- ✓ **Sawn wood:** 1.1 billion CFAF in the third quarter of 2024 against 1.6 billion CFAF in the third quarter of 2023;
- ✓ **Rubber:** 1.1 billion CFAF in the third quarter of 2024 against 1.2 billion CFAF in the third quarter of 2023;

In the third quarter of 2024, the value of outbound traffic destined for **Italy** rose by 35% year-on-year and mainly comprised of the following products:

- ✓ **Sawn wood:** 4.8 billion CFAF in the third quarter of 2024 against 4.2 billion CFAF in the third quarter of 2023;
- ✓ **Plywood:** 3.07 billion CFAF in the third quarter of 2024 against 3.6 billion CFAF in the third quarter of 2023;
- ✓ **Coffee:** 2.4 billion CFAF in the third quarter of 2024 against 0.6 billion CFAF in the third quarter of 2023;

Traffic to **Spain** witnessed a 51% year-on-year increase in value for the 3rd quarter of 2024 thanks to exports which mainly comprised of:

- ✓ **Cocoa beans:** 5 billion CFAF in the third quarter of 2024 against 1.1 billion CFAF in the third quarter of 2023;

- ✓ **Sawn wood:** 3.4 billion CFAF in the third quarter of 2024 against 4.3 billion CFAF in the third quarter of 2023;

- ✓ **Cocoa paste:** 2.6 billion CFAF in the third quarter of 2024 against 1.3 billion CFAF in the third quarter of 2023;

The value of exports destined to **China** recorded a 32% year-on-year increase in the third quarter of 2024 and mainly comprised of the following products:

- ✓ **Sawn wood:** 5.1 billion CFAF in the third quarter of 2024 against 4.4 billion CFAF in the third quarter of 2023;
- ✓ **Wood logs:** 3.5 billion CFAF in the third quarter of 2024 against 8.5 billion CFAF in the third quarter of 2023;
- ✓ **Cotton:** 1.8 billion CFAF in the third quarter of 2024 against 3.1 billion CFAF in the third quarter of 2023;

Following an increase in the value of **Cocoa paste** exports (CFAF 3.8 bn in Q3 2024 against CFAF 1.1 bn in Q3 2023), **Cocoa butter, fats and oils** (CFAF 3,663 bn in Q3 2024 against CFAF 3, 667 bn in Q3 2024), **Rubber** (CFAF 1.6 bn in Q3 2024 compared with CFAF 0.7 bn in Q3 2024), traffic to **Germany** rose by 55% year-on-year in Q3 2024.

Similarly, an increase in the value of **Sawn wood** exports which went from CFAF 3.5 billion in Q3 2023 to CFAF 4.2 billion in Q3 2024, caused traffic to **North Vietnam** to rise by 5% year-on-year in Q3 2024.

2.2. Import partners

In the third quarter of 2024, 74% of the total value of goods that landed at the Ports of Douala and Kribi came from thirteen countries, amongst which **China** with a share of 18%, followed by **Belgium** (11%), **Togo** (9%), **Singapore** (8%) and **France** (7%).

Table 5 : Main countries of origin

Country	July - Sept 2023				July - Sept 2024				Variation weight	Variation value
	Quantity (t)	Share Qty	Fob Value (M.CFAF)	Share Value	Quantity (t)	Share Qty	Fob Value (M.CFAF)	Share Value		
China	325,624	13%	160,236	15%	319,630	12%	189,934	18%	-2%	19%
Belgium	138,557	6%	120,791	12%	158,774	6%	117,488	11%	15%	-3%
Togo	385,624	15%	247,605	24%	184,863	7%	94,627	9%	-52%	-62%
Singapore	4,446	0.178%	9,735	0.93%	11,315	0.4%	85,417	8%	154%	777%



Country	July - Sept 2023				July - Sept 2024				Variation weight	Variation value
	Quantity (t)	Share Qty	Fob Value (M.CFAF)	Share Value	Quantity (t)	Share Qty	Fob Value (M.CFAF)	Share Value		
France	141,901	6%	83,921	8%	75,620	3%	73,486	7%	-47%	-12%
Thailand	18,028	1%	6,383	1%	137,537	5%	48,485	5%	663%	660%
India	84,947	3.39%	51,054	4.90%	31,790	1%	30,020	3%	-63%	-41%
Turkey	144,279	6%	15,037	1%	59,840	2%	26,096	3%	-59%	74%
Brazil	105,765	4%	36,760	4%	85,969	3%	24,995	2%	-19%	-32%
Nigeria	26,676	1%	3,650	0%	171,755	6%	18,567	2%	544%	409%
Germany	25,007	1%	16,418	2%	8,846	0%	17,420	2%	-65%	6%
USA	19,722	1%	20,948	2%	45,782	2%	16,808	2%	132%	-20%
United Arab Emirates	24,097	1%	14,293	1%	91,405	3%	16,100	2%	279%	13%
Other countries	1,059,720	42%	255,356	25%	1,287,827	48%	269,689	26%	22%	6%
Grand total	2,504,394	100%	1,042,188	100%	2,670,953	100%	1,029,131	100%	7%	-1%

Source: CNSC

Imports from China recorded a 19% year-on-year increase in the third quarter of 2024 and mainly comprised:

- ✓ **Cast iron, iron or steel:** 15.8 billion CFAF in the third quarter of 2024 against 13.2 billion CFAF in the third quarter of 2023;
- ✓ **Plastics and articles thereof** 12.5 billion CFAF in the third quarter of 2024 against 4.9 billion CFAF in the third quarter of 2023;
- ✓ **Rice:** 9.2 billion CFAF in the third quarter of 2024 against 0 billion CFAF in the third quarter of 2023;
- ✓ **Vehicles:** 9.7 billion CFAF in the third quarter of 2024 against 14.5 billion CFAF in the third quarter of 2023;
- ✓ **Insecticides/fungicides/herbicides:** 8.5 billion CFAF in the third quarter of 2024 against 5.7 billion CFAF in the third quarter of 2023;

Imports from **Belgium** recorded a 3% year-on-year decline in the third quarter of 2024 and mainly comprised the following products:

- ✓ **Mineral fuels and mineral oils:** 45.5 billion CFAF in the third quarter of 2024 against 35 billion CFAF in the third quarter of 2023;
- ✓ **Vehicles:** 16.8 billion CFAF in the third quarter of 2024 against 22.5 billion CFAF in the third quarter of 2023;
- ✓ **Petroleum materials and equipment:** 3.4 billion CFAF in the third quarter of 2024 against 5.8 billion CFAF in the third quarter of 2023;

Imports from **Togo** decreased by 62% year-on-year in Q3 2024, following a drop in the value of imports of **Mineral Fuels and Mineral Oils** from this country which went from 247.4 billion CFAF in Q3 2023 to 94.5 billion CFAF in Q3 2024.

Thanks to the entry of **lightships, pumpboats, dredgers, crane pontoons and other vessels** (84.26 billion CFAF in Q3 2024 compared with 0 CFAF in Q3 2023), year-on-year traffic from Singapore increased eightfold in value in Q3 2024.

In the third quarter of 2024, imports from **France** were down by 12% year-on-year. The main products imported were:

- ✓ **Pharmaceutical products:** 25.5 billion CFAF in the third quarter of 2024 against 21.8 billion CFAF in the third quarter of 2023;
- ✓ **Malt:** 5.1 billion CFAF in the third quarter of 2024 against 9.2 billion CFAF in the third quarter of 2023;
- ✓ **Wheat:** 4.8 billion CFAF in the third quarter of 2024 against 14.9 billion CFAF in the third quarter of 2023;

The year-on-year value of traffic from Thailand increased sevenfold in Q3 2024, following a strong inflow of **Rice** imports (46.5 bn CFAF in Q3 2024 compared with 5.6 bn CFAF in Q3 2023).

Imports from **India** recorded a 41% year-on-year decline in the third quarter of 2024 and mainly comprised the following products:



- ✓ **Pharmaceutical products:** 3.3 billion CFAF in the third quarter of 2024 against 5.1 billion CFAF in the third quarter of 2023;
- ✓ **Books, brochures and similar printed materials:** 2.9 billion CFAF in the third quarter of 2024 against 1.4 billion CFAF in the third quarter of 2023;
- ✓ **Vehicles:** 2.8 billion CFAF in the third quarter of 2024 against 2.3 billion CFAF in the third quarter of 2023;
- ✓ **Frozen fish:** 2.03 billion CFAF in the third quarter of 2024 against 1.1 billion CFAF in the third quarter of 2023;

Imports from **Turkey** recorded a 74% year-on-year increase in the third quarter of 2024 and mainly comprised of the following products:

- ✓ **Dried leguminous vegetables, whether or not shelled or broken** 2.04 billion CFAF in the third quarter of 2024 against 0.2 billion CFAF in the third quarter of 2023;
- ✓ **Wires, cables and other conductors insulated for electricity** 2.01 billion CFAF in the third quarter of 2024 against 0.158 billion CFAF in the third quarter of 2023;

- ✓ **Electrical transformers, static converters:** 1.9 billion CFAF in the third quarter of 2024 against 0.013 billion CFAF in the third quarter of 2023;
- ✓ **Cigars, cigarillos and cigarettes:** 1.8 billion CFAF in the third quarter of 2024 against 1.7 billion CFAF in the third quarter of 2023;

Owing to a fall in the value of **Sugar** imports (21.2 billion CFAF in Q3 2024 compared with 28.3 billion CFAF in Q3 2023), year-on-year traffic from **Brazil** fell by 32% in Q3 2024.

Imports from **Nigeria** increased by 409% year-on-year in Q3 2024, thanks to a high influx of **Mineral fuels and oils** (13.4 billion CFAF in Q3 2024 compared with 0 billion CFAF in Q3 2023) and **Clinkers** (4.09 billion CFAF in Q3 2024 compared with 0.863 billion CFAF in Q3 2023).

Following an increase in the value of imports of **Dishwashers; machines and appliances for cleaning or drying bottles or other containers; machines and appliances for filling, closing, capping or labelling** (3.8 bn CFAF in Q3 2024 compared with 0.983 bn CFAF in Q3 2023), traffic from **Germany** rose by 6% year-on-year in Q3 2024.

3. Main products transported

3.1. Export products

Exports via the Ports of Douala and Kribi in the third quarter of 2024 were dominated by eleven key products, accounting for 96% of the overall value of exports.

Table 6 : Main products shipped

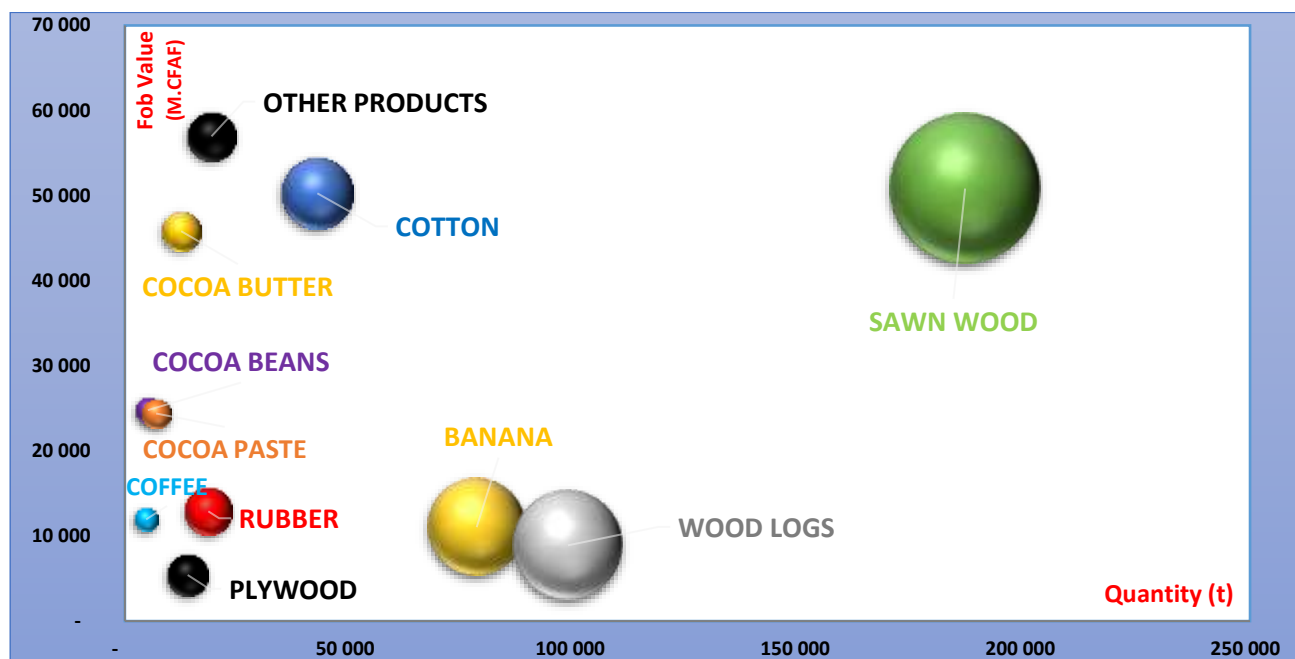
Products	July - Sept 2023				July - Sept 2024				Variation weight	Variation value
	Quantity (t)	Share Qty	Fob Value (M.CFAF)	Share Value	Quantity (t)	Share Qty	Fob Value (M.CFAF)	Share Value		
Sawn wood	188,920	43%	55,104	28%	186,690	38%	50,836	18%	-1%	-8%
Cotton	26,269	6%	31,152	16%	42,766	9%	50,274	18%	63%	61%
Cocoa paste	6,361	1%	11,939	6%	12,500	3%	45,826	16%	97%	284%
Cocoa beans	14,410	3%	28,342	14%	5,106	1%	24,793	9%	-65%	-13%
Cocoa butter	3,172	1%	7,516	4%	6,951	1%	24,397	9%	119%	225%
Cocoa husks	165	0%	81	0%	375	0%	19,776	7%	127%	24,296%
Rubber	13,061	3%	8,753	4%	18,544	4%	12,899	5%	42%	47%
Coffee	6,198	1%	9,356	5%	4,730	1%	11,951	4%	-24%	28%
Banana	18,371	4%	2,556	1%	78,165	16%	11,039	4%	325%	332%
Wood logs	125,018	29%	14,475	7%	98,441	20%	8,905	3%	-21%	-38%
Plywood	13,618	3%	5,516	3%	13,966	3%	5,416	2%	3%	-2%
Other products	22,735	5%	24,168	12%	18,872	4%	11,839	4%	-17%	-51%

Products	July - Sept 2023				July - Sept 2024				Variation weight	Variation value
	Quantity (t)	Share Qty	Fob Value (M.CFAF)	Share Value	Quantity (t)	Share Qty	Fob Value (M.CFAF)	Share Value		
Grand total	438,297	100%	198,959	100%	487,104	100%	277,951	100%	11%	40%

Source: CNSC

This traffic was dominated by **Sawn wood**, representing 18% of the overall value of goods shipped, followed by **Cotton** (18%) and **Cocoa paste** (16%). We also observe a considerable year-on-year increase in **Cocoa butter** and **Cocoa paste** exports, reaching 225% and 284%, respectively.

Graph 2 : Main products shipped in Q3 2024



Source: CNSC

3.2. Import products

Mineral fuels and mineral oils constituted the main products shipped in the third quarter of the year 2024 with a volume of 411 thousand tonnes for an estimated 159 billion CFAF and accounting for 18.5% of the total value of imports for the period. These were closely followed by **lightships, pumpboats, dredgers, crane pontoons and other vessels** (8.1%), **Rice** (5.7%), **Wheat** (4.9%) and **Cars and spare parts thereof** (4.2%)

Table 7 : Main products offloaded

Products	July - Sept 2023				July - Sept 2024				Variation weight	Variation value
	Quantity (t)	Share Qty	Fob Value (M.CFAF)	Share Value	Quantity (t)	Share Qty	Fob Value (M.CFAF)	Share Value		
Mineral fuels, mineral oils and products of their distillation; bituminous materials...	511,233	20.41%	301,026	28.89%	411,307	15.40%	190,716	18.53%	-20%	-37%
Lighthouse boats, pump boats, dredgers, crane pontoons and other boats	243	0.01%	327	0.03%	10,011	0.37%	84,271	8.19%	4016%	25,670%
Rice	61,016	2.44%	17,956	1.72%	169,605	6.35%	58,629	5.70%	178%	227%
Wheat	289,351	11.55%	48,187	4.62%	369,223	13.82%	51,213	4.98%	28%	6%

Products	July - Sept 2023				July - Sept 2024				Variation weight	Variation value
	Quantity (t)	Share Qty	Fob Value (M.CFAF)	Share Value	Quantity (t)	Share Qty	Fob Value (M.CFAF)	Share Value		
Vehicles other than railway or tramway rolling stock, and parts and accessories thereof	22,525	0.90%	51,586	4.95%	30,369	1.14%	43,766	4.25%	35%	-15%
Bigues; cranes and blondes; overhead cranes, unloading or handling gantries, crane bridges etc.	198	0.01%	483	0.05%	9,959	0.37%	38,387	3.73%	4940%	7841%
Pharmaceutical products	7,270	0.29%	33,573	3.22%	4,702	0.18%	33,799	3.28%	-35%	1%
Frozen fish	34,672	1.38%	22,871	2.19%	47,139	1.76%	32,322	3.14%	36%	41%
Sugar	71,982	2.87%	28,593	2.74%	83,508	3.13%	29,954	2.91%	16%	5%
Cast iron, iron and steel	86,533	3.46%	36,641	3.52%	60,416	2.26%	24,981	2.43%	-30%	-32%
Clinkers	548,901	21.92%	14,758	1.42%	723,062	27.07%	16,031	1.56%	32%	9%
Palm oil and its fractions	26,530	1.06%	19,543	1.88%	16,680	0.62%	15,092	1.47%	-37%	-23%
Fertilisers	15,077	0.60%	5,105	0.49%	54,193	2.03%	13,209	1.28%	259%	159%
Insecticides/fungicides/herbicides	4,134	0.17%	7,738	0.74%	5,852	0.22%	12,184	1.18%	42%	57%
Beverages, spirits and vinegar	21,817	0.87%	16,130	1.55%	20,867	0.78%	11,994	1.17%	-4%	-26%
Artificial corundum; aluminium oxide; aluminium hydroxide	37,122	1.48%	8,908	0.85%	33,918	1.27%	11,651	1.13%	-9%	31%
Malt	30,689	1.23%	13,462	1.29%	24,022	0.90%	9019	0.88%	-22%	-33%
Petroleum gases and other gaseous hydrocarbons	18,892	0.75%	5398	0.52%	15,265	0.57%	8342	0.81%	-19%	55%
Dozers, bias dozers, graders, scrapers	3,325	0.13%	7495	0.72%	4881	0.18%	7617	0.74%	47%	2%
Milk and cream	5,117	0.20%	10,146	0.97%	3851	0.14%	7312	0.71%	-25%	-28%
Other products	707758	28%	392,215	38%	572,123	21%	328,641	32%	-19%	-16%
Grand total	2,504,385	100%	1,042,142	100%	2670953	100%	1,029,131	100%	7%	-1%

Source: CNSC



The second part (**Part B**) of this publication contains **Statistical Tables** showing the main cargo flows covered by ECTNs loaded or offloaded at the Douala and Kribi ports from **July to September 2024**. These tables indicate the tonnage and value of traffic per country, port and product. Statistics on average import freight rates for refrigerated or dry 20-foot and 40-foot containers are equally presented.



B

TABLES



1. Traffic per country

1.1. Outbound traffic per country

COUNTRY - AFRICA	July - Sept 2023		July - Sept 2024		Variation weight	Variation value
	Quantity (t)	Fob Value (M.CFAF)	Quantity (t)	Fob Value (M.CFAF)		
South Africa	679	431	812	618	19%	44%
Algeria	2,807	3089	2004	4270	-29%	38%
Angola	123	528	1,266	654	928%	24%
Benin	32	11	26	20	-19%	82%
Cape Verde	43	22	-	-	-100%	-100%
Congo - Brazzaville	2,111	2,641	1,046	1,535	-50%	-42%
Côte d'Ivoire	147	375	866	444	488%	19%
Djibouti	21	39	25	77	18%	99%
Egypt	348	105	1,080	748	210%	611%
Gabon	304	1,141	191	494	-37%	-57%
Ghana	-	-	633	385		
Guinea	27	22	189	128	598%	491%
Guinea Bissau	442	250	421	216	-5%	-14%
Equatorial Guinea	340	628	376	781	11%	24%
Réunion Island	641	322	583	581	-9%	80%
Mauritius Island	201	85	204	108	2%	27%
Kenya	4	4	1,127	248	32,096%	6983%
Liberia	16	75	-	-	-100%	-100%
Libya	-	-	10	9		
Madagascar	-	-	4	2		
Mali	16	43	13	41	-23%	-4%
Morocco	1,933	1,391	1,009	980	-48%	-30%
Mauritania	-	-	34	32		
Mozambique	35	20	4	2	-90%	-90%
Nigeria	230	149	29	12	-87%	-92%
Democratic Republic of Congo	615	1,098	145	282	-76%	-74%
Senegal	22,256	6,715	16,319	4,020	-27%	-40%
Tanzania	30	47	-	-	-100%	-100%
Togo	82	110	57	170	-31%	55%
Tunisia	520	459	506	81	-3%	-82%
Zambia	3	2	15	31	454%	1512%
Total AFRICA	34,007	19,800	28,992	16,971	-15%	-14%

Source: CNSC

COUNTRY - AMERICA	July - Sept 2023		July - Sept 2024		Variation weight	Variation value
	Quantity (t)	Fob Value (M.CFAF)	Quantity (t)	Fob Value (M.CFAF)		
Brazil	277	154	585	810	111%	427%
Canada	1,317	506	1,823	754	38%	49%
Colombia	-	-	168	123		
USA	5,636	4,024	8,759	16,537	55%	311%
Mexico	148	99	130	127	-12%	28%
Nicaragua	5	87	11	185	109%	112%
Porto Rico	22	15	-	-	-100%	-100%
Dominican Republic	192	98	236	144	23%	48%
Trinidad and Tobago	-	-	3	2		
Uruguay	265	390	-	-	-100%	-100%
Total AMERICA	7,861	5,373	11,713	18,682	49%	248%

Source: CNSC

COUNTRY - OCEANIA	July - Sept 2023		July - Sept 2024		Variation weight	Variation value
	Quantity (t)	Fob Value (M.CFAF)	Quantity (t)	Fob Value (M.CFAF)		
Australia	16	7	-	-	-100%	-100%
Tahiti	24	3	-	-	-100%	-100%
Total OCEANIA	40	10	-	-	-100%	-100%

Source: CNSC

COUNTRY - ASIA	July - Sept 2023		July - Sept 2024		Variation weight	Variation value
	Quantity (t)	Fob Value (M.CFAF)	Quantity (t)	Fob Value (M.CFAF)		
Saudi Arabia	606	298	1,647	626	172%	110%
Bangladesh	21,960	25,048	50,315	46,684	129%	86%
Cambodia	-	-	351	19,766		
China	128,281	17,998	96,738	12,223	-25%	-32%
South Korea	3	2	7	20	113%	1217%
United Arab Emirates	2,590	532	6,947	1,893	168%	256%
Hong Kong SAR China	45	65	-	-	-100%	-100%
India	2,645	1,234	3,126	1,563	18%	27%
Indonesia	2,818	2,999	1,657	5,391	-41%	80%
Iraq	-	-	94	16		
Israel	88	10	-	-	-100%	-100%
Japan	581	290	1,224	410	110%	42%
Jordan	179	63	221	104	23%	66%
Kuwait	17	2	-	-	-100%	-100%
Lebanon	121	35	210	110	74%	214%
Malaysia	6,748	4,629	8,328	3,819	23%	-17%
Oman	-	-	23	13		
Pakistan	2,178	953	925	585	-58%	-39%
Qatar	17	2	21	6	21%	231%
Singapore	-	-	3	3		
Sri Lanka	-	-	4	62		
Taiwan	3,749	537	2,689	563	-28%	5%
Thailand	129	99	-	-	-100%	-100%
North Vietnam	67,386	7,737	74,006	8,111	10%	5%
South Vietnam	4,173	1,748	2,832	822	-32%	-53%
Total ASIA	244,316	64,280	251,366	102,791	3%	60%

Source: CNSC

COUNTRY - EUROPE	July - Sept 2023		July - Sept 2024		Variation weight	Variation value
	Quantity (t)	Fob Value (M.CFAF)	Quantity (t)	Fob Value (M.CFAF)		
Albania	202	265	125	57	-38%	-78%
Germany	4,578	7,163	6,354	11,091	39%	55%
Austria	102	79	41	41	-60%	-48%
Belgium	49,938	20,037	83,745	24,988	68%	25%
Bulgaria	23	3	-	-	-100%	-100%
Cyprus	204	116	215	124	5%	7%
Croatia	131	169	22	15	-83%	-91%
Denmark	157	151	65	41	-58%	-73%
Spain	14,499	8,140	16,297	12,279	12%	51%
Estonia	20	51	114	69	459%	37%
Finland	104	88	172	350	65%	298%
France	16,819	15,156	29,295	27,017	74%	78%
Georgia	6	4	37	96	483%	2420%
Greece	2,270	794	2,381	941	5%	18%
Guadeloupe	2	2	-	-	-100%	-100%
Ireland	2,390	1,466	1,410	787	-41%	-46%
Italy	13,119	9,364	15,262	12,616	16%	35%
Lithuania	163	106	213	301	31%	184%
Malta	24	10	89	55	269%	425%
Netherlands	20,696	32,920	9,791	35,211	-53%	7%
Poland	758	677	623	516	-18%	-24%
Portugal	2,866	2,374	2,589	3,746	-10%	58%
Romania	101	57	197	108	95%	90%
United Kingdom	8,161	3,048	15,412	4,125	89%	35%
Russia	74	36	-	-	-100%	-100%
Slovenia	241	118	127	95	-48%	-20%
Switzerland	-	-	11	1		
Turkey	14,424	7,102	10,447	4,835	-28%	-32%
Total EUROPE	152,074	109,496	195,032	139,507	28%	27%

Source: CNSC

1.2. Inbound traffic per country

COUNTRY - AFRICA	July - Sept 2023		July - Sept 2024		Variation weight	Variation value
	Quantity (t)	Fob Value (M.CFAF)	Quantity (t)	Fob Value (M.CFAF)		
South Africa	6620	4509	5304	3659	-20%	-19%
Algeria	57,306	1718	29387	680	-49%	-60%
Angola	112	72	86	14	-24%	-81%
Bahamas	-	-	2	1		
Benin	1814	1366	3	5	-100%	-100%
Congo - Brazzaville	84,126	3530	57683	2462	-31%	-30%
Côte d'Ivoire	17478	15689	28670	12693	64%	-19%
Djibouti	-	-	6	5		
Egypt	116,977	6544	261,590	7957	124%	22%
Gabon	3557	5400	5554	7651	56%	42%
Gambia	6	10	-	-	-100%	-100%
Ghana	10,891	4,383	13,653	6,811	25%	55%
Guinea	13,136	3,136	37	18	-100%	-99%
Equatorial Guinea	1	2	12	17	1142%	630%
Réunion Island	-	-	12	34		
Mauritius Island	-	-	354	334		
Kenya	33	45	892	804	2642%	1705%
Liberia	6,943	4,373	7,658	6,768	10%	55%
Libya	7,751	1,696	-	-	-100%	-100%
Madagascar	90	182	-	-	-100%	-100%
Morocco	31,445	6,551	21,891	10,170	-30%	55%
Mauritania	6,517	5,068	18,609	12,680	186%	150%
Mozambique	9	46	-	-	-100%	-100%
Namibia	5,740	3,046	22,939	396	300%	-87%
Nigeria	26,676	3,650	171,755	18,567	544%	409%
Democratic Republic of Congo	3	5	27	80	861%	1437%
Senegal	4,253	2,391	2,427	1,736	-43%	-27%
Sierra Leone	41	20	33	19	-18%	-1%
Tanzania	-	-	19	147		
Togo	385,624	247,605	184,863	94,627	-52%	-62%
Tunisia	19,882	3,907	33,549	2,698	69%	-31%
Total AFRICA	807,030	324,943	867,018	191,034	7%	-41%

Source: CNSC

COUNTRY - AMERICA	July - Sept 2023		July - Sept 2024		Variation weight	Variation value
	Quantity (t)	Fob Value (M.CFAF)	Quantity (t)	Fob Value (M.CFAF)		
Argentina	38,583	14,729	43,093	15,090	12%	2%
Brazil	105,765	36,760	85,969	24,995	-19%	-32%
Canada	12,945	5,906	30,596	7,951	136%	35%
Chile	720	367	965	439	34%	20%
Colombia	982	675	1,663	1,061	69%	57%
Costa Rica	1	11	21	125	2231%	1040%
USA	19,722	20,948	45,782	16,808	132%	-20%
Mexico	378	1,284	240	1,935	-36%	51%
Paraguay	79	182	-	-	-100%	-100%
Peru	-	-	272	156		
Uruguay	4,578	4,285	4,614	4,059	1%	-5%
Total AMERICA	183,753	85,147	213,214	72,618	16%	-15%

Source: CNSC

COUNTRY - OCEANIA	July - Sept 2023		July - Sept 2024		Variation weight	Variation value
	Quantity (t)	Fob Value (M.CFAF)	Quantity (t)	Fob Value (M.CFAF)		
Australia	174	193	60	11	-65%	-94%
New-Zealand	2,026	1,986	2,158	1,868	7%	-6%
Total OCEANIA	2,200	2,179	2,219	1,879	1%	-14%

Source: CNSC

COUNTRY - ASIA	July - Sept 2023		July - Sept 2024		Variation weight	Variation value
	Quantity (t)	Fob Value (M.CFAF)	Quantity (t)	Fob Value (M.CFAF)		
Saudi Arabia	62,468	2,412	2,083	1,359	-97%	-44%
Bahrain	224	161	29	13	-87%	-92%
Bangladesh	180	158	198	111	10%	-30%
China	325,624	160,236	319,630	189,934	-2%	19%
South Korea	4,021	3,181	26,574	3,366	561%	6%
United Arab Emirates	24,097	14,293	91,405	16,100	279%	13%
Hong Kong SAR China	177	89	238	199	35%	124%
India	84,947	51,054	31,790	30,020	-63%	-41%
Indonesia	58,441	24,832	25,799	10,361	-56%	-58%
Israel	114	71	99	29	-13%	-60%
Japan	4,288	4,863	26,360	3,450	515%	-29%
Jordan	614	458	821	470	34%	3%
Kuwait	886	322	494	317	-44%	-2%
Lebanon	1,065	1,615	678	1,305	-36%	-19%
Malaysia	11,598	7,168	2,109	2,216	-82%	-69%
Maldives	-	-	15	39		
Myanmar	-	-	5,364	2,269		
Oman	556	503	1,151	685	107%	36%
Pakistan	30,088	1,741	58,775	4,823	95%	177%
Qatar	1,832	984	2,787	1,426	52%	45%
Singapore	4,446	9,735	11,315	85,417	154%	777%
Sri Lanka	87	100	18	35	-80%	-65%
Taiwan	848	927	450	1546	-47%	67%
Thailand	18,028	6383	137,537	48,485	663%	660%
North Vietnam	1499	878	3213	1901	114%	116%
South Vietnam	797	311	1044	294	31%	-5%
Total ASIA	636,927	292,477	749975	406,168	18%	39%

Source: CNSC

COUNTRY - EUROPE	July - Sept 2023		July - Sept 2024		Variation weight	Variation value
	Quantity (t)	Fob Value (M.CFAF)	Quantity (t)	Fob Value (M.CFAF)		
Albania	22	21	-	-	-100%	-100%
Germany	25,007	16,418	8846	17,420	-65%	6%
Belgium	138,557	120,791	158,774	117,488	15%	-3%
Bulgaria	407	194	900	134	121%	-31%
Cyprus	126	31	167	37	32%	18%
Croatia	771	1005	194	366	-75%	-64%
Denmark	516	822	333	990	-36%	20%
Spain	125,514	15,609	100,277	13,755	-20%	-12%
Estonia	11	5	39	32	257%	500%
Finland	750	274	598	699	-20%	155%
France	141,901	83,921	75,620	73,486	-47%	-12%
Greece	54,503	1968	901	1154	-98%	-41%
Guadeloupe	-	-	7	19		
Faeroe Islands	-	-	56	29		
Ireland	24,803	7819	17,049	10,227	-31%	31%
Italy	13,289	16,948	10,895	12,829	-18%	-24%
Latvia	13,000	2335	84,118	7786	547%	233%
Lithuania	38367	7123	63888	9584	67%	35%
Malta	159	369	236	411	48%	11%
Montenegro	-	-	430	195		
Norway	13,325	9669	1035	2952	-92%	-69%
Netherlands	6647	5729	34479	15,272	419%	167%
Poland	101,864	17,819	41,035	9342	-60%	-48%
Portugal	3081	3616	3733	3105	21%	-14%
Romania	490	301	110,803	15,942	22,503%	5199%
United Kingdom	4909	5180	11,009	6862	124%	32%
Russia	20,000	3267	49993	9189	150%	181%
Slovakia	42	13	-	-	-100%	-100%
Slovenia	168	77	585	866	248%	1022%
Sweden	1,967	1,035	2,644	1,153	34%	11%
Turkey	144,279	15,037	59,840	26,096	-59%	74%
Ukraine	-	-	43	10		
Total EUROPE	874,474	337,397	838,527	357,431	-4%	6%

Source: CNSC

2. Tonnage per Port

COUNTRY - AFRICA	PORTS	July - Sept 2023		July - Sept 2024		Variati on export	Variation import
		Export (t)	Import (t)	Export (t)	Import (t)		
South Africa	Cape Town	84	3,107	136	1,534	62%	-51%
	Coega	223	8	20	22	-91%	163%
	Durban	352	3,494	655	3,217	86%	-8%
	Johannesburg	20		-		-100%	
	Port Elizabeth		10		532		4972%
Algeria	Alger	2,807	-	1,905	10	-32%	
	Béjaïa	-	-	99	91		
	Djen Djen		29,036		29,260		1%
	Oran		28,270		26		-100%
Angola	Cabinda	7		-		-100%	
	Lobito		-		81		
	Luanda	117	112	1,266	5	986%	-96%
Bahamas	Freeport	52	26	-	39	-100%	47%
Benin	Cotonou	32	1,814	26	3	-19%	-100%
Cape Verde	Praia	43		-		-100%	
Congo - Brazzaville	Pointe-Noire	2,111	84,126	1,046	57,683	-50%	-31%
Côte d'Ivoire	Abidjan	147	5,320	866	28,670	488%	439%
	San-Pedro		12,157		-		-100%
Djibouti	Djibouti	21	-	25	6	18%	
Egypt	Al Arish port		-		18,000		
	Alexandria	210	4,039	697	5,426	231%	34%
	Damiette	-	373	89	1,411		278%
	El Qahira	138		84		-39%	
	El-Dekheila		-		175,272		
	Port-Saïd	-	112,543	210	61,352		-45%
	Sokhna		22		129		485%
Gabon	Libreville	57	582	168	4,062	194%	597%
	Owendo	-	2,972	23	400		-87%
	Port Gentil	247	2	-	1,092	-100%	54499%
Gambia	Banjul		6		-		-100%
Ghana	Takoradi		301		287		-5%
	Tema	-	10,590	633	13,366		26%
Guinea	Conakry	27	13,136	189	37	598%	-100%
Guinea Bissau	Bissau	442		421		-5%	
Equatorial Guinea	Bata	93		121		29%	
	Luba	-	1	24	12		1142%
	Malabo	247		232		-6%	
Réunion Island	Longoni	54		-		-100%	
	Pointe des Galets	563	-	469	12	-17%	
	Port Reunion	24		114		375%	
Mauritius Island	Port-Louis	201	-	204	354	2%	

COUNTRY - AFRICA	PORTS	July - Sept 2023		July - Sept 2024		Variati on export	Variation import
		Export (t)	Import (t)	Export (t)	Import (t)		
Kenya	Mombasa	4	33	1,127	892	32096%	26422%
Liberia	Buchanan		1,499		-		-100%
	Greenville		-		3,976		
	Monrovia	16	5,444	-	3,681	-100%	-32%
Libya	Benghazi	-		10			
	Marsa El Brega		7,695		-		-100%
	Misurata		56		-		-100%
Madagascar	Antananarivo	-		4			
	Tamatave		90		-		-100%
Mali	Bamako	16		13		-23%	
Morocco	Agadir	123	2,355	117	4,900	-5%	108%
	Casablanca	1,811	2,853	815	5,982	-55%	110%
	Jorf Lasfar		1,100		11,000		900%
	Safi		24,600		-		-100%
	Tanger Med	-	224	78	9		-96%
Mauritania	Tanger Ville		314		-		-100%
	High Sea, Mauritania		2,665		15,757		491%
	Nouadhibou		3,618		1,750		-52%
	Nouakchott	-	234	34	1,102		371%
Mozambique	Maputo	35		4		-90%	
	Nacala		9		-		-100%
Namibia	Walvis Bay		5,740		22,939		300%
Nigeria	Apapa	228	26,305	3	141,910	-99%	439%
	Calabar		6		-		-100%
	Lagos	2	-	3	29,456	50%	
	Tincan Island	-	365	23	390		7%
	Banana		-		25		
Democratic Republic of Congo	Kinshasa	574		119		-79%	
	Matadi	41	3	27	2	-36%	-38%
Senegal	Dakar	22,256	4,253	16,319	2,427	-27%	-43%
Sierra Leone	Freetown		41		33		-18%
Tanzania	Dar es Salaam	30	-	-	19	-100%	
Togo	Lome	82	385,624	57	184,863	-31%	-52%
	Gabès		-		1,684		
Tunisia	La Goulette		13		4		-68%
	Radès		656		1,970		200%
	Sfax	277	10,553	484	17,341	75%	64%
	Sousse		-		28		
	Tunis	243	8,661	22	12,522	-91%	45%
Zambia	Lusaka	3		15		454%	

Source: CNSC

COUNTRY - AMERICA	PORTS	July - Sept 2023		July - Sept 2024		Variation export	Variation import
		Export (t)	Import (t)	Export (t)	Import (t)		
Argentina	Buenos Aires		1,354		3,362		148%
	Mar del Plata		3,840		8,361		118%
	Rosario		389		265		-32%
	San Lorenzo		33,000		31,104		-6%
Brazil	Areia Branca		24,650		21,060		-15%
	Itajai		3,662		-		-100%
	Itapoá		14		31		119%
	Navegantes		26		-		-100%
	Paranaguá		22,234		261		-99%
	Rio de Janeiro	42	-	211	60	404%	
	Rio Grande	127	68	169	27	34%	-60%
	Salvador	24		162		568%	
	Santos	84	54,220	42	61,107	-50%	13%
	Vitoria		891		3,422		284%
Canada	Calgary	-		18			
	Halifax		-		37		
	Montreal	998	2,914	987	3,062	-1%	5%
	Quebec	6	-	20	10,000	224%	
	Saint John		4		-		-100%
	Sorel		10,000		17,467		75%
	Toronto	313		798		155%	
	Vancouver		27		30		12%
Chile	Coronel		-		338		
	Iquique		297		-		-100%
	Lirquen		226		27		-88%
	San Antonio		-		43		
	San Vicente		197		556		183%
Colombia	Buenaventura		-		1,628		
	Carthagená COL	-	631	168	35		-94%
	Santa Marta		351		-		-100%
Costa Rica	Moín		-		21		
	Puerto Limón		1		-		-100%
USA	Baltimore	650	1,241	127	1,272	-80%	2%
	Beaumont		-		4,000		
	Boston	164	11	67	-	-59%	-100%
	Brooklyn		11		-		-100%
	Chalmette		8,346		6,638		-20%
	Charleston	352	149	125	646	-65%	333%
	Chicago	20		-		-100%	
	Corpus Christi		-		23,483		
	Everglades	291		-		-100%	
	Freeport	52	26	-	39	-100%	47%

COUNTRY - AMERICA	PORTS	July - Sept 2023		July - Sept 2024		Variation export	Variation import
		Export (t)	Import (t)	Export (t)	Import (t)		
	Houston	164	3,671	145	6,309	-12%	72%
	Jacksonville		2		16		538%
	Kansas City		-		7		
	Lagrange	-		18			
	Long Beach		15		28		84%
	Los Angeles	4	84	72	138	1850%	64%
	Miami	476	19	274	27	-42%	39%
	Mobile	438	322	36	52	-92%	-84%
	New York	614	1,657	4,310	583	602%	-65%
	Newark	310	493	243	606	-22%	23%
	Norfolk	809	196	2,018	893	149%	356%
	North Charleston		-		15		
	New-Orleans	558	122	-	128	-100%	4%
	Oakland		161		157		-3%
	Philadelphia	42		-		-100%	
	Providence		-		24		
	Red Hook	-		14			
	Savannah	546	3,165	1,055	621	93%	-80%
	Seattle	17	29	254	77	1422%	166%
	Tacoma		-		27		
	Washington	28		-		-100%	
	Wilmington	100		-		-100%	
Mexico	Altamira		341		238		-30%
	Ensenada	127		21		-83%	
	Manzanillo	-		42			
Nicaragua	Vera cruz	21	38	67	2	215%	-94%
	Corinto	5		11		109%	
Paraguay	Villeta		79		-		-100%
Peru	Callao		-		272		
Porto Rico	San Juan	22		-		-100%	
Dominican Republic	Caucedo	192		236		23%	
Trinidad and Tobago	Port of Spain	-		3			
Uruguay	High Sea, Uruguay		195		-		-100%
	Montevideo	265	4,384	-	4,614	-100%	5%

Source: CNSC

COUNTRY - ASIA	PORTS	July - Sept 2023		July - Sept 2024		Variation export	Variation import
		Export (t)	Import (t)	Export (t)	Import (t)		
Saudi Arabia	Ad Dammam		164		208		27%
	Al Jubail		709		178		-75%
	Dammam	85		479		462%	
	Jeddah	521	915	1,165	1,646	124%	80%
	King Abdullah Port		60,680		51		-100%
	Riyadh	-		3			
Bahrain	Bahrain		224		29		-87%
Bangladesh	Chattogram		97		78		-19%
	Chittagong	21,960	83	50,315	120	129%	45%
Cambodia	Phnom Penh	-		50			
	Siem Reap	-		301			
China	Beijiao		-		103		
	Changzhou		1,776		2,731		54%
	Chongqing		217		426		96%
	Dalian	28	3,141	-	4,606	-100%	47%
	Dongguan		-		51		
	Fangcheng		-		28		
	Fuqing		1,223		109		-91%
	Fuzhou		8,039		2,684		-67%
	Gǎolán		1,744		1,776		2%
	Gaoming		2,731		1,149		-58%
	Gaosha		187		104		-44%
	Gaoyao		2,498		333		-87%
	Guangzhou		2,332		54		-98%
	Haikou		247		220		-11%
	High Sea, China		6,369		-		-100%
	Hefei	18	214	8	-	-55%	-100%
	Huangpu		246		234		-5%
	Jiangmen		751		1,342		79%
	Jiangyin		424		22		-95%
	Jiaxing		-		28		
	Jiujiang		3,275		224		-93%
	Lanshan		45,000		-		-100%
	Lianyungang		9,678		6,508		-33%
	Mawei		239		89		-63%
	Nanchang		16		-		-100%

COUNTRY - ASIA	PORTS	July - Sept 2023		July - Sept 2024		Variation export	Variation import
		Export (t)	Import (t)	Export (t)	Import (t)		
	Nanjing	-	1,363	559	14,614		972%
	Nansha	5,600	45,386	7,666	51,387	37%	13%
	Nantong		-		23,000		
	Ningbo	509	40,230	427	46,284	-16%	15%
	Qingdao	3,471	35,364	1,558	37,121	-55%	5%
	Qinhuangdao		-		189		
	Qinzhou		307		579		88%
	Quanzhou		24		-		-100%
	Sanrong		4,274		-		-100%
	Sanshui		1,195		168		-86%
	Shanghai	5,129	25,915	4,280	29,072	-17%	12%
	Shantou		427		514		21%
	Shatian	-		583			
	Shekou		5,642		3,880		-31%
	Shenzhen		0		12		18,792%
	Shunde		23		44		94%
	Taizhou		17		23		34%
	Tianji Xingang	103	5,268	487	4,142	374%	-21%
	Tianjin	20	28,962	66	44,395	224%	53%
	Waihai		38		-		-100%
	Waimao		15		-		-100%
	Weihai		130		-		-100%
	Wenzhou		550		438		-20%
	Wuhan		1,545		780		-50%
	Wuhu		2,860		371		-87%
	Wuzhou		76		84		11%
	Xiamen	594	11,632	560	7,262	-6%	-38%
	Xiaolan		71		172		144%
	Xingang	-	18,308	29	11,625		-37%
	Yangpu		114		527		362%
	Yangzhou		449		72		-84%
	Yantian	502	658	451	1,433	-10%	118%
	Yi Chang		101		214		112%
	Yueyang		15		-		-100%
	Yunfu		134		28		-79%
	Zha Pu		95		97		2%

COUNTRY - ASIA	PORTS	July - Sept 2023		July - Sept 2024		Variation export	Variation import
		Export (t)	Import (t)	Export (t)	Import (t)		
	Zhangjiagang	112,196	3,429	80,064	15,363	-29%	348%
	Zhanjiang	111	49	-	7	-100%	-86%
	Zhaoqing		-		2,372		
	Zhenjiang		278		326		17%
	Zhongshan		238		119		-50%
	Zhuhai		93		95		2%
	Busan	3	2,669	7	2,633	113%	-1%
South Korea	Gwangyang		-		154		
	Incheon		1,199		23,662		1873%
	Kwangyang		22		100		355%
	PyeongTaek		131		25		-81%
United Arab Emirates	Abu Al Bukhoosh		-		37		
	Abu Dhabi	-	56	261	127		128%
	Ajman		-		28		
	Dubai	273	53	-	85	-100%	61%
	Fujairah		-		4,750		
	Jebel Ali	2,317	23,813	6,686	26,754	189%	12%
	Mina Saqr		-		59,561		
	Ras Al Khaimah		176		-		-100%
	Sharjah		-		63		
Hong Kong SAR China	Hong Kong	45	177	-	238	-100%	35%
India	Chennai		262		200		-24%
	Cochin	18	23	-	42	-100%	82%
	Ennore	91	1,421	229	924	150%	-35%
	Haldia		108		156		44%
	Hazira		9,531		2,466		-74%
	Kakinada		21,994		-		-100%
	Kandla	31		-		-100%	
	Kattupalli		-		131		
	Kolkata	286	458	56	396	-80%	-14%
	Krishnapatnam		1,044		-		-100%
	Madras	208		89		-57%	
	Mangalore	127		-		-100%	
	Mumbai		124		18		-85%
	Mundra	179	23,804	233	13,898	30%	-42%
	New Delhi	55		20		-64%	

COUNTRY - ASIA	PORTS	July - Sept 2023		July - Sept 2024		Variation export	Variation import
		Export (t)	Import (t)	Export (t)	Import (t)		
	New Mangalore		18		18		1%
	Nhava Sheva	961	13,549	1,046	11,572	9%	-15%
	Pipavav		320		314		-2%
	Tuticorin	688	288	1,454	633	111%	119%
	Visakhapatnam		12,003		1,023		-91%
	Batam		13		-		-100%
	Belawan		1,351		47		-97%
	Jakarta	1,377	540	1,604	796	17%	47%
	Jambi, Sumatra		115		-		-100%
	Perawang		227		578		155%
Indonesia	Poso, Sulawesi		54,259		20,507		-62%
	Semarang		99		27		-73%
	Surabaya	1,441	519	53	935	-96%	80%
	Tanjung Pelepas	-	70	201	801		1043%
	Tanjung Perak		549		656		19%
	Tanjung Priok		699		1,452		108%
Iraq	Umm Qasr	-		94			
Israel	Ashdod		80		99		24%
	Haifa	88	35	-	-	-100%	-100%
Japan	Hakata	23	15	-	53	-100%	250%
	Kobe		868		807		-7%
	Moji		7		6		-16%
	Nagoya	505	157	1,062	71	110%	-55%
	Naha		47		-		-100%
	Nanao		-		46		
	Shimizu		9		-		-100%
	Tokyo	41		61		49%	
	Tomakomai		47		-		-100%
	Ube		-		23,000		
Jordan	Yokohama	12	3,138	100	2,378	749%	-24%
	Aqaba	179	614	221	821	23%	34%
Kuwait	Kuwait	17		-		-100%	
	Shuaiba		858		459		-47%
	Shuwaikh		28		35		25%
Lebanon	Beirut	121	1,065	210	678	74%	-36%
Malaysia	Pasir Gudang	1,169	65	602	18	-48%	-72%

COUNTRY - ASIA	PORTS	July - Sept 2023		July - Sept 2024		Variation export	Variation import
		Export (t)	Import (t)	Export (t)	Import (t)		
	Penang	22	107	4,234	150	18802%	40%
	Port Kelang	5,557	11,426	3,291	1,940	-41%	-83%
	Tanjung Pelepas	-	70	201	801		1043%
Maldives	Mali		-		15		
Myanmar	Yangon		-		5,364		
Oman	Salalah		29		710		2379%
	Sohar	-	527	23	441		-16%
Pakistan	Karachi	1,901	29,267	650	55,561	-66%	90%
	Muhammad Bin Qasim	277	45	252	-	-9%	-100%
	Port Qasim	-	776	22	3,215		314%
Qatar	Doha	17	158	21	128	21%	-19%
	Hamad		896		1,356		51%
	Mesaieed		778		1,303		67%
Singapore	Jurong		17		-		-100%
	Pasir Panjang		2,147		-		-100%
	Singapore	-	1,798	3	11,315		529%
	Tanjong Pagar		484		-		-100%
Sri Lanka	Colombo	-	87	4	18		-80%
Taiwan	Kaohsiung	2,971	801	2,444	126	-18%	-84%
	Keelung	80	24	-	155	-100%	553%
	Taichung	698	8	245	114	-65%	1420%
	Taipei		16		54		244%
Thailand	Bangkok		73		26		-65%
	Koh Sichang		10,528		134,553		1178%
	Laem Chabang	50	7,427	-	2,923	-100%	-61%
	Lat Krabang	79		-		-100%	
	Songkhla		-		35		
North Vietnam	Haiphong	60,611	478	68,564	1,049	13%	120%
	Hanoi	6,774		5,442		-20%	
	Vung Tau		1,021		2,164		112%
South Vietnam	Cát Lái	-		2,832			
	Ho Chi Minh City	4,173	797	-	1,044	-100%	31%

Source: CNSC

COUNTRY - EUROPE	PORTS	July - Sept 2023		July - Sept 2024		Variation export	Variation import
		Export (t)	Import (t)	Export (t)	Import (t)		
Albania	Durrës	202	22	125	-	-38%	-100%
Germany	Bremerhaven	342	2,535	1,162	1,112	239%	-56%
	Hamburg	4,236	5,972	5,192	7,734	23%	30%
	Rostock		16,500		-		-100%
Austria	Geretsberg	102		41		-60%	
Belgium	Antwerp	49,938	138,049	83,716	158,774	68%	15%
	Brussels	-	508	29	-		-100%
Bulgaria	Bourgas	23	53	-	-	-100%	-100%
	Varna		354		900		154%
Cyprus	Limassol	204	126	215	167	5%	32%
Croatia	Ploce		94		11		-88%
	Rijeka	131	676	22	183	-83%	-73%
Denmark	Aalborg		-		5		
	Aarhus	157	10	65	98	-58%	883%
	Callumbourg		2		2		-30%
	Copenhagen		343		221		-35%
	Fredericia		160		6		-96%
Spain	Algeciras	1,685	471	4,337	653	157%	39%
	Alicante		38		19		-51%
	Almería		267		1,440		440%
	Arrecife	-		82			
	Barcelona	1,299	91,790	1,819	2,751	40%	-97%
	Bilbao	217	2,369	670	3,184	209%	34%
	Carthagenas ESP	-	24	254	26		6%
	Garrucha		15,000		80,940		440%
	Gijón	42	402	-	794	-100%	97%
	Las Palmas	-	850	108	1,615		90%
	Madrid	8		-		-100%	
	Marín	309	79	24	76	-92%	-4%
	Port of Barcelona		-		130		

COUNTRY - EUROPE	PORTS	July - Sept 2023		July - Sept 2024		Variation export	Variation import
		Export (t)	Import (t)	Export (t)	Import (t)		
	Sagunto		1,839		25		-99%
	Santa Cruz de Tenerife	20		51		150%	
	Tenerife	88		-		-100%	
	Valence	10,764	11,747	8,701	8,155	-19%	-31%
	Vigo	67	639	252	471	276%	-26%
Estonia	Tallinn	20	11	114	39	459%	257%
Finland	Helsinki		413		209		-49%
	Kotka	104	236	172	261	65%	10%
	Oulu		23		48		110%
	Rauma		78		80		4%
France	Angers	36		20		-45%	
	Bassens	2	812	15	571	633%	-30%
	Brest	1	28	-	-	-100%	-100%
	Caen	1821		891		-51%	
	Dunkerque	908	1152	-	6643	-100%	477%
	Fos-sur-Mer	3114	1703	155	1324	-95%	-22%
	Groslée	-		10			
	La Pallice	3640	27000	2217	-	-39%	-100%
	La Rochelle-Pallice	570		72		-87%	
	Lavéra		6,064		-		-100%
	Le Havre	3540	11853	3714	13314	5%	12%
	Marseille	171	1416	-	1214	-100%	-14%
	Montoir-de-Bretagne	-	1044	111	680		-35%
	Paris	-		1			
	Port Vendres	419	1021	15691	1361	3642%	33%
	Rouen	2525	89711	6400	50419	153%	-44%
	Sète		-		24		
	Sète		99		71		-29%
	Villenoy	72		-		-100%	
Georgia	Poti	6		37		483%	
Greece	Epidauro	25		-		-100%	
	Le Pirée	1415	774	780	882	-45%	14%

COUNTRY - EUROPE	PORTS	July - Sept 2023		July - Sept 2024		Variation export	Variation import
		Export (t)	Import (t)	Export (t)	Import (t)		
	Milaki		53700		-		-100%
	Thessalonica	829	29	1601	19	93%	-33%
	Guadeloupe	2	-	-	7	-100%	
Faeroe Islands	Runavik		-		56		
Ireland	Aughinish		23,994		16,042		-33%
	Belfast Ireland		102		57		-45%
	Cork	1455	144	1082	-	-26%	-100%
	Dublin	936	562	328	951	-65%	69%
Italy	Ancona	-	74	25	73		-2%
	Bari	84	5	237	2	182%	-59%
	Civitavecchia		585		-		-100%
	Genoa	1821	4472	1678	3456	-8%	-23%
	Gioia Tauro	302		424		40%	
	La Spezia		172		232		35%
	Livorno	8762	4499	9923	4172	13%	-7%
	Naples	736	734	641	323	-13%	-56%
	Palermo	-		37			
	Pozzallo	-		110			
	Ravenna	157	18	722	512	361%	2732%
	Rimini	1		-		-100%	
	Salerno	-	656	133	629		-4%
	Trieste	514	328	442	605	-14%	84%
	Vado Ligure	18	1261	130	25	609%	-98%
	Vasto	726		657		-9%	
Latvia	Venice	-	484	102	866		79%
	Liepaja		13000		20000		54%
	Riga		-		64,118		
Lithuania	Klaipeda	163	38367	213	63888	31%	67%
Malta	Malta	24	-	89	47	269%	
	Marsaxlokk		159		189		19%
Montenegro	Bar		-		430		
Norway	Aalesund		-		91		

COUNTRY - EUROPE	PORTS	July - Sept 2023		July - Sept 2024		Variation export	Variation import
		Export (t)	Import (t)	Export (t)	Import (t)		
	Bergen		-		21		
	Brevik		-		583		
	Drammen		73		-		-100%
	Haugesund		8		-		-100%
	Kristiansand		-		23		
	Oslo		13,241		296		-98%
	Stavanger		-		21		
	Tananger		3		-		-100%
Netherlands	Amsterdam	14,404	151	6662	44	-54%	-71%
	High Sea, Netherlands		4748		-		-100%
	Rotterdam	6292	1748	3044	32,341	-52%	1750%
	Westdorpe	-	-	84	2022		
	Zaandam		-		72		
Poland	Gdansk	702	67554	454	1714	-35%	-97%
	Gdynia	56	34285	168	22275	200%	-35%
	Swinoujscie		-		17045		
	Szczecin		25		-		-100%
Portugal	Bobadela	-		18			
	Leixões	895	1117	901	1943	1%	74%
	Lisbon	763	858	1268	1528	66%	78%
	Sines		195		-		-100%
	Viana do Castelo	1208	910	402	262	-67%	-71%
Romania	Constanta	101	490	197	110803	95%	22503%
United Kingdom	Aberdeen	-		252			
	Belfast		112		118		5%
	Bristol		21		-		-100%
	Felixstowe	428	49	320	138	-25%	182%
	Grangemouth		55		225		309%
	Greenock		469		-		-100%
	Immingham		-		7464		
	Liverpool	1836	366	1626	109	-11%	-70%
	London	8	2369	30	1902	289%	-20%

COUNTRY - EUROPE	PORTS	July - Sept 2023		July - Sept 2024		Variation export	Variation import
		Export (t)	Import (t)	Export (t)	Import (t)		
	Portsmouth	5210	563	11,302	347	117%	-38%
	South Shields		26		-		-100%
	Southampton	-	38	30	-		-100%
	Thamesport		-		3		
	Tilbury	680	843	1853	702	173%	-17%
	Novorossiysk		20,000		20,000		0%
Russia	Saint-Petersburg	74		-		-100%	
	Ust-Luga		-		29993		
Slovakia	Bratislava		42		-		-100%
Slovenia	Koper	241	168	127	585	-48%	248%
Sweden	Gävle		30		62		102%
	Göteborg		376		404		7%
	Norrköping		1546		2124		37%
	Stockholm		14		56		299%
Switzerland	Lausanne	-		11			
Turkey	Aliaga		812		1355		67%
	Ambarli	1234	4284	704	447	-43%	-90%
	Antalya		852		304		-64%
	Asyaport		-		13		
	Derince		607		-		-100%
	Evyap	200	-	913	6	356%	
	Gebze	549	1620	2284	1544	316%	-5%
	Gemlik	334	2132	223	799	-33%	-63%
	Iskenderun		4176		4306		3%
	Istanbul	457	876	43	941	-91%	7%
	Izmir	40	657	-	172	-100%	-74%
	Izmit	10091	3759	6060	1150	-40%	-69%
	Korfez	89		108		22%	
	Kroman		325		-		-100%
	Kumport		-		50		
	Mardas		-		9		
	Marport		8		14		73%

COUNTRY - EUROPE	PORTS	July - Sept 2023		July - Sept 2024		Variation export	Variation import
		Export (t)	Import (t)	Export (t)	Import (t)		
	Mersin	1430	123,899	70	47,315	-95%	-62%
	Samsun		-		13		
	Tekirdag		47		1201		2439%
	Yarimca	-	156	42	202		29%
	Yilport		68		-		-100%
Ukraine	Chornomorsk		-		43		

Source: CNSC

COUNTRY - OCEANIA	PORTS	July - Sept 2023		July - Sept 2024		Variation export	Variation import
		Export (t)	Import (t)	Export (t)	Import (t)		
Australia	Brisbane		13		-		-100%
	Fremantle		28		-		-100%
	Newcastle	16		-		-100%	
	Sydney		133		60		-55%
New-Zealand	Bluff		511		514		1%
	Lyttleton		909		604		-34%
	Napier		-		85		
	Port Chalmers		309		812		163%
	Tauranga		245		143		-42%
	Timaru		53		-		-100%
Tahiti	Papeete	24		-		-100%	

Source: CNSC

3. Traffic per product

3.1. Outbound traffic per product

Products	July - Sept 2023		July - Sept 2024		Variation weight	Variation value
	Quantity (t)	Fob Value (M.CFAF)	Quantity (t)	Fob Value (M.CFAF)		
ALUMINIUM AND ARTICLES THEREOF	8979	10,786	2902	2772	-68%	-74%
Unwrought aluminium	8705	10,361	2681	2247	-69%	-78%
Household or household economy, hygiene or toilet articles and parts thereof, of aluminium; sponges, tor ...	-	-	14	58		
Other aluminium articles	-	-	6	28		
Aluminium bars, rods and profiles	84	53	27	20	-68%	-62%
Aluminium waste and scrap	29	5	-	-	-100%	-100%
Aluminium wire	0	26	-	-	-100%	-100%
Aluminium plates, sheets and strip, of a thickness exceeding 0.2 mm	160	341	176	419	10%	23%
OTHER MADE-UP TEXTILE ARTICLES; SETS; WORN CLOTHING AND WORN TEXTILE ARTICLES; RAGS	43	98	4	7	-92%	-93%
Other furnishing articles, excluding those of heading 9404	-	-	2	4		
Blankets and travelling rugs	-	-	2	3		
Packaging bags and sachets	43	98	-	-	-100%	-100%
PRODUCTS OF ANIMAL ORIGIN, NOT ELSEWHERE SPECIFIED OR INCLUDED	60	12	74	16	25%	31%
Animal products not elsewhere specified or included; dead animals of Chapter 1 or 3, unfit for human consumption	60	12	74	16	25%	31%
WOOD AND ARTICLES OF WOOD; WOOD CHARCOAL	328,090	75,248	299,842	65378	-9%	-13%
Other articles of wood	33	6	15	3	-53%	-54%
Plywood	397	139	712	217	79%	57%
Sawn wood	188,920	55,104	186,690	50,836	-1%	-8%
Wood logs	125,018	14,475	98,441	8905	-21%	-38%
Wood charcoal (including shell or nut charcoal), whether or not agglomerated	103	8	19	2	-82%	-80%
Plywood	13,618	5516	13,966	5416	3%	-2%
BEVERAGES, SPIRITS AND VINEGAR	883	302	1850	503	110%	67%
Undenatured ethyl alcohol of an alcoholic strength by volume of less than 80% vol.; eaux-de-vie, liqueurs and other ...	0	0	4	2	836%	608%
Malt beers	342	165	375	167	9%	1%
Waters, including mineral waters and aerated waters, containing added sugar or other sweetening matter or flavouring...	527	133	1463	334	177%	151%
Edible vinegars and vinegar substitutes obtained from acetic acid	13	4	8	1	-34%	-81%
COCOA AND COCOA PREPARATIONS	24,410	48,422	25535	115,993	5%	140%
Cocoa butter, fats and oil	3,172	7516	6951	24,397	119%	225%
Cocoa beans	14,410	28342	5106	24,793	-65%	-13%
Chocolate and other food preparations containing cocoa	290	521	596	1182	106%	127%
Cocoa shells, husks, skins and other cocoa waste	165	81	375	19,776	127%	24,296%

Products	July - Sept 2023		July - Sept 2024		Variation weight	Variation value
	Quantity (t)	Fob Value (M.CFAF)	Quantity (t)	Fob Value (M.CFAF)		
Cocoa paste, whether or not defatted	6,361	11,939	12,500	45,826	97%	284%
Cocoa powder, not containing added sugar or other sweetening matter	13	24	7	19	-44%	-20%
COFFEE, TEA, MATÉ AND SPICES	6,214	9363	4736	11,952	-24%	28%
Coffee, unroasted, not decaffeinated	6,198	9356	4730	11,951	-24%	28%
Ginger, saffron, turmeric (curcuma), thyme, bay leaves, curry and other spices	13	3	6	1	-59%	-70%
Seeds of anise, badian, fennel, coriander, cumin or caraway; juniper berries	1	0	-	-	-100%	-100%
Pepper of the genus Piper; dried or crushed or ground fruit of the genus Capsicum or of the genus Pimenta	2	4	1	0	-77%	-97%
Tea and flavoured infusions	1	0	-	-	-100%	-100%
RUBBER AND ARTICLES THEREOF	13,067	8771	18,562	12,926	42%	47%
Hygiene or pharmaceutical articles (including pacifiers), of vulcanized rubber, uncured, whether or not with parts made of ...	4	2	-	-	-100%	-100%
Other articles of vulcanised rubber other than hard rubber	0	0	-	-	-100%	-100%
Natural rubber, balata, gutta-percha, guayule, chicle and similar natural gums, in primary forms or...	13,061	8753	18,544	12,899	42%	47%
New pneumatic tyres, of rubber	-	-	18	27		
Tubes, pipes and hoses, of vulcanised rubber other than hard rubber, with or without their fittings (for example, joints, elbows, flanges)	3	15	-	-	-100%	-100%
CEREALS	6	1	4	0	-32%	-44%
Cereal flours other than of wheat or meslin	-	-	4	0		
Maize (corn)	6	1	-	-	-100%	-100%
MINERAL FUELS, MINERAL OILS AND PRODUCTS OF THEIR DISTILLATION; BITUMINOUS SUBSTANCES; MINERAL WAXES	276	0	-	-	-100%	-100%
Petroleum oils or oils obtained from bituminous minerals, other than crude oils; preparations not specified or included ...	276	0	-	-	-100%	-100%
COTTON	26269	31,152	42778	50,369	63%	62%
Cotton	26269	31,152	42,766	50,274	63%	61%
Woven fabrics of cotton, containing 85 % or more by weight of cotton, weighing more than 200 g/m²	-	-	13	95		
COPPER AND ARTICLES THEREOF	312	392	366	352	18%	-10%
Other articles of copper	234	187	288	230	23%	23%
Refined copper and copper alloys, unwrought	78	205	78	121	1%	-41%
PERSONAL EFFECTS	223	218	204	152	-8%	-30%
FERTILISERS	-	-	22	38		
Mineral or chemical nitrogen fertilizers	-	-	1	0		
Mineral or chemical fertilisers, potassic	-	-	21	38		
TANNING OR DYING EXTRACTS; TANNINS AND THEIR DERIVATIVES; PIGMENTS AND OTHER COLORING MATERIALS; PAINTS AND WORM ...	52	114	32	83	-39%	-28%
Printing inks, writing or drawing inks and other inks, whether or not concentrated or in solid form ...	4	46	-	-	-100%	-100%
Glazier's putty, resin cements and other putties; coatings used in painting; non-refractory plasters of ...	1	2	0	0	-96%	-81%
Colouring matter of vegetable or animal origin (including dye extracts, but excluding blacks ...	-	-	0	0		
Synthetic organic colouring matter, whether or not chemically defined; preparations referred to in note 3...	2	4	0	0	-96%	-98%

Products	July - Sept 2023		July - Sept 2024		Variation weight	Variation value
	Quantity (t)	Fob Value (M.CFAF)	Quantity (t)	Fob Value (M.CFAF)		
Paints and varnishes based on synthetic polymers or modified natural polymers, dispersed or dissolved in a...	32	34	10	13	-68%	-63%
Paints and varnishes based on synthetic polymers or modified natural polymers, dispersed or dissolved in a...	14	29	22	70	53%	145%
MAN-MADE STAPLE FIBRES	-	-	50	75		
Synthetic filament tow	-	-	50	75		
CAST IRON, IRON AND STEEL	10	17	73	15	646%	-13%
Ferrous waste and scrap; remelting scrap ingots of iron or steel	-	-	73	15		
Granules and powders, of pig iron, spiegeleisen, iron or steel	10	17	-	-	-100%	-100%
EDIBLE FRUITS; PEEL OF CITRUS FRUITS OR MELONS	18,470	2571	78274	11,065	324%	330%
Apricots, cherries, peaches (including nectarines), plums and sloes, fresh	68	10	83	18	21%	90%
Other nuts, fresh or dried, whether or not shelled or peeled	29	3	26	7	-9%	136%
Other fruits, fresh	-	-	0	0		
Bananas, fresh or dried	18,371	2556	78,165	11,039	325%	332%
Melons (including watermelons) and papaws (papayas), fresh	1	0	-	-	-100%	-100%
Coconuts, Brazil nuts and cashews, fresh or dry, even without their shell or shelled ...	0	0	-	-	-100%	-100%
Grapes, fresh or dried	0	2	-	-	-100%	-100%
OILSEEDS AND OIL FRUITS; MISCELLANEOUS SEEDS, SEEDS AND FRUITS; INDUSTRIAL OR MEDICINAL PLANTS; STRAWS AND ...	366	99	1626	264	344%	168%
Groundnuts, not roasted or otherwise cooked, whether or not shelled or broken	5	1	-	-	-100%	-100%
Other oil seeds and oleaginous fruits, whether or not broken	0	0	1553	225	776,223%	702,094%
Carobs, seaweed, sugar beets and cane sugar, fresh, chilled, frozen or dried, whether or not pulverized ...	0	0	-	-	-100%	-100%
Soya beans, whether or not broken	323	64	-	-	-100%	-100%
Rape or colza seeds, whether or not broken	1	1	-	-	-100%	-100%
Plants, parts of plants, seeds and fruits of species used mainly in perfumery, medicine or ...	38	32	73	40	95%	23%
ANIMAL OR VEGETABLE FATS AND OILS; PRODUCTS OF THEIR DISSOCIATION; PREPARED DIETARY FATS; WAXES ...	497	318	1408	677	183%	113%
Other fixed vegetable fats and oils (including jojoba oil) and their fractions, whether or not refined, but not chemically modified	42	250	1063	481	141%	92%
Vegetable waxes (other than triglycerides), beeswax, other insect waxes and spermaceti, whether or not refined or coloured	24	50	-	-	-100%	-100%
Palm oil and its fractions, whether or not refined, but not chemically modified	32	17	16	3	-51%	-80%
Margarine; food mixtures or preparations of animal or vegetable fats or oils or of fractions of ...	-	-	14	5		
ESSENTIAL OILS AND RESINOIDS; PERFUMERY, COSMETIC OR TOILET PREPARATIONS	397	839	317	563	-20%	-33%
Essential oils (terpeneless or not), including those called "concrete" or "absolute"; resinoids; oleores ...	-	-	9	4		
Mixtures of odoriferous substances and mixtures (including alcoholic solutions) based on one or more ...	-	-	8	9		
Perfumes and toilet waters	0	1	-	-	-100%	-100%
Hair preparations	3	4	-	-	-100%	-100%
Prepared beauty or make-up products and preparations for maintaining or caring for the skin, other than...	394	834	300	549	-24%	-34%
MUSICAL INSTRUMENTS; PARTS AND ACCESSORIES OF SUCH ARTICLES	0	1	-	-	-100%	-100%
Percussion musical instruments (for example, drums, xylophones, cymbals, castanets, maracas)	0	1	-	-	-100%	-100%

Products	July - Sept 2023		July - Sept 2024		Variation weight	Variation value
	Quantity (t)	Fob Value (M.CFAF)	Quantity (t)	Fob Value (M.CFAF)		
OPTICAL, PHOTOGRAPHY OR CINEMATOGRAPHY, MEASURING, CONTROL OR PRECISION INSTRUMENTS AND APPARATUS; ...	21	204	0	37	-99%	-82%
X-ray apparatus and apparatus using alpha, beta or gamma radiation, whether or not for medical, surgical, etc.	4	81	0	0	-95%	-100%
Apparatus and equipment for photographic or cinematographic laboratories, not elsewhere specified or included in...	6	4	-	-	-100%	-100%
Instruments and devices for geodesy, topography, surveying, levelling, photogrammetry, hydrography, etc.	5	10	-	-	-100%	-100%
Instruments and apparatus for physical or chemical analyses (polarimeters, refractometers, spectrometers, analysis, etc.	-	-	0	37		
Instruments and apparatus for measuring or controlling flow, level, pressure or other characteristics...	4	22	-	-	-100%	-100%
Oscilloscopes, spectrum analysers and other instruments and apparatus for measuring or controlling quantities ...	2	87	-	-	-100%	-100%
TOYS, GAMES AND SPORTS REQUISITES; PARTS AND ACCESSORIES THEREOF	2	4	-	-	-100%	-100%
Articles and equipment for physical culture, gymnastics, athletics, other sports (including tennis ...	2	4	-	-	-100%	-100%
MILK AND DAIRY PRODUCTS; BIRD EGGS; NATURAL HONEY; EDIBLE PRODUCTS OF ANIMAL ORIGIN, NOT SPECIFIED ...	0	0	160	266	100,963%	206,055%
Butter and other fats and oils derived from milk; dairy spreads	0	0	-	-	-100%	-100%
Milk and cream, concentrated or containing added sugar or other sweetening matter	0	0	160	266	887,011%	492,381%
EDIBLE VEGETABLES AND CERTAIN ROOTS AND TUBERS	1,409	195	1,800	232	28%	19%
Other vegetables, fresh or chilled	678	96	830	103	22%	8%
Dried leguminous vegetables, shelled, whether or not skinned or split	24	6	8	2	-66%	-71%
Dried vegetables, whether or not cut into pieces or slices or crushed or ground, but not further prepared...	58	8	6	1	-89%	-90%
Vegetables (uncooked or cooked by steaming or boiling in water), frozen	635	81	919	121	45%	49%
Manioc, arrowroot, salep, Jerusalem artichokes, sweet potatoes and similar roots and tubers...	14	4	36	5	154%	34%
ELECTRICAL MACHINES, APPARATUS AND EQUIPMENT AND THEIR PARTS; RECORDING OR SOUND REPRODUCTION APPARATUS ...	21	82	189	453	812%	450%
Switchgear for breaking, isolating, protection, branching, connection or connection of...	-	-	2	5		
Switchgear for breaking, isolating, protection, branching, connection or connection of...	0	1	-	-	-100%	-100%
Electric water heaters and immersion heaters; electrical appliances for space heating, underfloor heating or for general use.	6	2	-	-	-100%	-100%
Electric and electronic waste	-	-	39	37		
Disks, tapes, non-volatile semiconductor-based data storage devices, "smart cards" ...	8	2	-	-	-100%	-100%
Wires, cables (including coaxial cables) and other conductors insulated for electricity (even painted or oxidized ...	2	6	-	-	-100%	-100%
Electric generating sets and rotary converters	3	18	131	341	5153%	1779%
Electrical machines and apparatus, having individual functions, not specified or included elsewhere in this chapter	0	28	-	-	-100%	-100%
Monitors and projectors, not incorporating television reception apparatus; television receivers ...	2	23	-	-	-100%	-100%
Telephone sets for users, including telephones for cellular networks and for other wireless networks; ...	0	0	-	-	-100%	-100%
Electrical transformers, static converters (for example, rectifiers) and inductors	1	2	18	69	1367%	4473%
VEGETABLE PLAINTING MATERIALS; VEGETABLE PRODUCTS NOT ELSEWHERE SPECIFIED OR INCLUDED	-	-	7	2		
Vegetable materials mainly used in basketry or esparto work (bamboos, rattans, reeds, rushes, bones, etc.).	-	-	7	2		

Products	July - Sept 2023		July - Sept 2024		Variation weight	Variation value
	Quantity (t)	Fob Value (M.CFAF)	Quantity (t)	Fob Value (M.CFAF)		
ALBUMINOID MATERIALS; STARCH OR MODIFIED STARCH PRODUCTS; GLUES; ENZYMES	19	9	0	0	-100%	-94%
Glues and other prepared adhesives, not elsewhere specified or included; products of all kinds for use as glues or ...	19	9	0	0	-100%	-94%
PLASTICS AND ARTICLES THEREOF	316	202	4	7	-99%	-96%
Articles for transport or packaging, of plastics; stoppers, lids, caps and other devices ...	96	89	1	1	-99%	-99%
Other articles of plastics and articles of other materials of headings 3901 to 3914	-	-	0	0		
Cellulose and its chemical derivatives, not elsewhere specified or included, in primary forms	-	-	0	0		
Self-adhesive plates, sheets, film, foil, tape, strip and other flat shapes, of plastics, whether or not in rolls	-	-	0	0		
Polyacetals, other polyethers and epoxy resins, in primary forms; polycarbonates, alkyd resins, polyester ...	220	113	0	0	-100%	-100%
Acrylic polymers in primary forms	-	-	2	4		
Tubes and pipes and their accessories (joints, elbows, fittings, for example), in plastics, etc.	-	-	0	1		
Tableware, kitchenware, other household articles and hygienic or toilet articles, of plastics	-	-	1	1		
FURNITURE; MEDICO-SURGICAL FURNITURE; BEDDING AND SIMILAR ARTICLES; LIGHTING DEVICES NOT SPECIFIED OR INCLUDED ...	13	10	-	-	-100%	-100%
Lighting apparatus (including headlamps) and parts thereof, not elsewhere specified or included; lamps-claim ...	0	3	-	-	-100%	-100%
Other furniture and parts thereof	12	6	-	-	-100%	-100%
Seats (other than those of heading 9402), whether or not convertible into beds, and parts thereof	1	1	-	-	-100%	-100%
ORES, SLAG AND ASH	-	-	12	10		
Iron ores and concentrates, including roasted iron pyrites	-	-	1	0		
Slag, ash and residues (other than from the manufacture of iron or steel), containing ...	-	-	11	10		
AIRCRAFT, SPACECRAFT, AND PARTS THEREOF	0	13	-	-	-100%	-100%
Spare parts of aircrafts of heading 8801, 8802 or 8806, n.e.s.	0	13	-	-	-100%	-100%
SHIPS, BOATS AND FLOATING STRUCTURES	-	-	507	143		
Other floating structures (for example, rafts, tanks, coffer-dams, landing stages, buoys and beacons)	-	-	34	5		
Lighthouse boats, pump boats, dredgers, crane pontoons and other boats for which navigation is not...	-	-	473	139		
WORKS OF ART, COLLECTORS' PIECES AND ANTIQUES	22	12	24	6	11%	-53%
Original productions of statuary art or sculpture, in all materials	21	7	24	6	12%	-21%
Pictures, paintings and drawings, entirely handmade, excluding drawings of heading 4906 and articles m...	0	5	-	-	-100%	-100%
TOOLS AND EQUIPMENT, CUTLERY AND TABLE CUTLERY, OF BASE METAL; PARTS OF THESE ARTICLES, IN M...	0	12	-	-	-100%	-100%
Spades, shovels, pickaxes, picks, hoes, hoes, forks, rakes and scrapers; axes, bill hooks and similar tools ...	0	0	-	-	-100%	-100%
Hand tools and tools (including glaziers' diamonds) not elsewhere specified or included; welding lamps and ...	0	12	-	-	-100%	-100%
ARTICLES OF SPARTERY OR OF BASKETWORK	-	-	13	44		
Basketry articles obtained directly in shape from materials to be braided or made with the help of artisans.	-	-	1	0		
Plaits and similar articles of plaiting materials, whether or not assembled into strips; braiding materials, braids and arti ...	-	-	12	44		
MISCELLANEOUS MANUFACTURED ARTICLES	103	79	37	27	-64%	-65%
Brooms and brushes, whether or not forming parts of machines, apparatus or vehicles, mechanical brooms for ...	-	-	0	0		

Products	July - Sept 2023		July - Sept 2024		Variation weight	Variation value
	Quantity (t)	Fob Value (M.CFAF)	Quantity (t)	Fob Value (M.CFAF)		
Ivory, bones, tortoiseshell, horn, animal antlers, coral, mother-of-pearl and other animal materials to be carved, exploited...	102	25	-	-	-100%	-100%
Sanitary napkins and tampons, nappies and diapers for babies and similar articles, of any material...	1	9	37	27	5130%	195%
Ballpoint pens and pencils; pens and markers with felt or other porous tips; fountain pens and other ...	0	45	-	-	-100%	-100%
MISCELLANEOUS ARTICLES OF BASE METAL	4	1	0	0	-99%	-85%
Bells, bells, gongs and the like, non-electric, of base metal; statuettes and other objects of...	4	1	-	-	-100%	-100%
Fittings, fittings and similar articles of base metal for furniture, doors, stairs, windows, shutters, etc.	-	-	0	0		
ARTICLES OF LEATHER; CROPPERS OR SADDLES; TRAVEL ARTICLES, HANDBAGS AND SIMILAR CONTAINERS...	0	0	-	-	-100%	-100%
Trunks, suitcases and cases, including toiletry cases and briefcases, towels, car ...	0	0	-	-	-100%	-100%
ARTICLES OF IRON OR STEEL	597	1,024	24	35	-96%	-97%
Tube or pipe fittings (for example, couplings, elbows, sleeves), of iron or steel	1	3	2	10	234%	214%
Household or household articles and parts thereof, of cast iron, iron or steel; steel or steel wool; epo ...	1	1	-	-	-100%	-100%
Other articles of iron or steel	8	15	1	4	-93%	-76%
Other tubes and pipes (welded or riveted, for example), of circular section, of an external diameter exceeding 406,...	78	115	-	-	-100%	-100%
Other tubes, pipes and hollow profiles (for example, open seam or welded, riveted or similarly closed), of iron or steel	457	777	1	1	-100%	-100%
Containers for compressed or liquefied gas, of iron or steel	8	1	15	7	75%	400%
Tanks, drums, drums, cans, boxes and similar receptacles, for all materials (except co ...	42	102	4	7	-91%	-93%
Tubes, pipes and hollow profiles, seamless, of iron or steel	3	10	2	6	-30%	-35%
Screws, bolts, nuts, lag screws, thread hooks, rivets, pins, dowels, keys, washers (including ...	0	0	-	-	-100%	-100%
PAPERS AND CARDBOARDS; ARTICLES OF CELLULOSE PULP, OF PAPER OR OF PAPERBOARD	8	14	-	-	-100%	-100%
Corrugated paper and cardboard (even with covering by gluing), creped, pleated, embossed, embossed or perforated, in ...	8	11	-	-	-100%	-100%
Paper and paperboard, uncoated or coated, of a kind used for writing, printing or other graphic purposes...	0	3	-	-	-100%	-100%
NATURAL OR CULTURED PEARLS, PRECIOUS OR SIMILAR STONES, PRECIOUS METALS, METALS CLAD WITH PRECIOUS METALS AND...	78	10	24	8	-69%	-19%
Waste and scrap of precious metal or of metal clad with precious metal; other waste and scrap containing precious metal ...	24	8	24	8	0%	0%
Gemstones (precious or semi-precious) other than diamonds, whether or not worked or graded but not fitted or mounted...	54	2	-	-	-100%	-100%
LIVE TREES AND OTHER PLANTS; BULBS, ROOTS AND THE LIKE; CUT FLOWERS AND ORNAMENTAL FOLIAGE	8	1	1	0	-90%	-69%
Foliage, leaves, twigs and other parts of plants, without flowers or flower buds, and herbs, mosses and...	2	0	1	0	-59%	447%
Cut flowers and flower buds of a kind suitable for bouquets or for ornamental purposes, fresh, dried, dyed, bleached, impregnated or otherwise prepared	6	1	-	-	-100%	-100%
LEAD AND ARTICLES THEREOF	994	629	1,363	510	37%	-19%
Unwrought lead	994	629	1,363	510	37%	-19%
PREPARED FEATHERS AND DOWN AND ARTICLES MADE OF FEATHERS OR OF DOWN; ARTIFICIAL FLOWERS; ARTICLES OF HUMAN HAIR	72	161	33	139	-54%	-14%
Wigs, beards, eyebrows, eyelashes, locks and the like of hair, animal hair or textile materials; works in ...	72	161	33	139	-54%	-14%
FISH AND CRUSTACEANS, MOLLUSCS AND OTHER AQUATIC INVERTEBRATES	158	130	130	165	-18%	26%

Products	July - Sept 2023		July - Sept 2024		Variation weight	Variation value
	Quantity (t)	Fob Value (M.CFAF)	Quantity (t)	Fob Value (M.CFAF)		
Crustaceans, whether or not in shell, live, fresh, chilled, frozen, dried, salted or in brine; crustaceans, even dec ...	158	130	111	137	-30%	5%
Flour, powder and pellets, of fish or of crustaceans, molluscs or other aquatic invertebrates, fit for human consumption	-	-	17	26		
Snails, whether or not separated from their shell, live, fresh, chilled, frozen, dried, salted or in brine, whether or not smoked...	-	-	1	1		
Dried, salted or in brine fish; smoked fish, whether or not cooked before or during smoking; flour, powders and ag ...	-	-	1	1		
EXPLOSIVES; PYROTECHNIC PRODUCTS; MATCHES; PYROPHORIC ALLOYS; CERTAIN COMBUSTIBLE PREPARATIONS	2	27	-	-	-100%	-100%
Fireworks, signalling flares, rain rockets, fog signals and other pyrotechnic articles	2	27	-	-	-100%	-100%
PREPARATIONS OF CEREALS, FLOUR, STARCH OR MILK; PASTRYCOOKS' PRODUCTS	1,267	294	1,201	205	-5%	-30%
Malt extracts; food preparations of flour, groats, semolina, starches, starches or malt extracts, do not ...	36	9	121	69	238%	686%
Cassava bread	1,044	149	1,042	129	0%	-13%
Pasta, whether or not cooked or stuffed (with meat or other substances) or otherwise prepared, such as...	17	3	19	3	14%	12%
Bakery, pastry or biscuit products, whether or not containing added cocoa; hosts, empty seals ...	134	123	-	-	-100%	-100%
Tapioca and its substitutes prepared to share starch, in the form of flakes, lumps, pearl grains, screenings or...	37	10	19	5	-48%	-55%
MISCELLANEOUS EDIBLE PREPARATIONS	327	447	298	427	-9%	-5%
Extracts, essences and concentrates of coffee, tea or maté and preparations with a basis of these products or with a basis of coffee ...	1	2	2	4	147%	150%
Food preparations not elsewhere specified or included	53	71	-	-	-100%	-100%
Sauces and preparations thereof; mixed condiments and mixed seasonings; mustard flour and meal and prepared mustard	48	24	87	60	82%	155%
Preparations for soups, broths or broths; prepared soups, broths or broths; food preparations co ...	225	350	209	362	-7%	3%
PREPARATIONS OF VEGETABLES, FRUIT, NUTS OR OTHER PARTS OF PLANTS	972	695	193	70	-80%	-90%
Other vegetables prepared or preserved otherwise than by vinegar or acetic acid, not frozen, other than p...	850	651	52	15	-94%	-98%
Fruits and other edible parts of plants, otherwise prepared or preserved, with or without added sugar or...	33	20	3	2	-91%	-90%
Fruit (including grape must) or vegetable juices, unfermented, without added alcohol, with or without ad...	89	24	42	13	-53%	-44%
Tomatoes prepared or preserved otherwise than by vinegar or acetic acid	-	-	96	39		
CERAMIC PRODUCTS	-	-	28	5		
Tiles and slabs for paving or covering, of ceramic; cubes, dice and similar articles for mosaics, of ...	-	-	28	5		
INORGANIC CHEMICALS; INORGANIC OR ORGANIC COMPOUNDS OF PRECIOUS METALS, RADIOACTIVE ELEMENTS, ...	3	2	22	4	531%	99%
Chlorates and perchlorates; bromates and perbromates; iodates and periodates	3	0	-	-	-100%	-100%
Radioactive chemical elements and radioactive isotopes (including the fissile or fertile chemical elements and isotopes) and their compounds;	0	2	0	0	-51%	-91%
Hydrogen, rare gases and other non-metals	-	-	22	4		
ORGANIC CHEMICALS	7	8	0	1	-98%	-93%
Acyclic alcohols and their halogenated, sulphonated, nitrated or nitrosated derivatives	0	1	-	-	-100%	-100%
Carboxyimide-function compounds (including saccharin and its salts) and imine-function compounds	-	-	0	1		
Cyclic hydrocarbons	7	8	-	-	-100%	-100%
PRODUCTS OF THE MILLING INDUSTRY; MALT; STARCHES; INULIN; WHEAT GLUTEN	178	37	394	78	121%	111%

Products	July - Sept 2023		July - Sept 2024		Variation weight	Variation value
	Quantity (t)	Fob Value (M.CFAF)	Quantity (t)	Fob Value (M.CFAF)		
Starches; inulin	38	13	203	39	435%	208%
Cereal flours other than of wheat or meslin	25	3	9	2	-62%	-52%
Flour, meal and powder of the dried leguminous vegetables of heading 0713, of sago or of roots or tubers of heading 0714...	115	21	181	38	57%	82%
Cereal grains otherwise worked (hulled, flattened, flaked, pearled, sliced or crushed, for example), ...	0	0	-	-	-100%	-100%
PRINTED BOOKS, NEWSPAPERS, PICTURES AND OTHER PRODUCTS OF THE PRINTING INDUSTRY; MANUSCRIPTS, TYPESCRIPTS AND PLANS	0	2	-	-	-100%	-100%
Other printed matter, including printed pictures and photographs	0	0	-	-	-100%	-100%
Calendars of any kind, printed, including calendar blocks	0	0	-	-	-100%	-100%
Printed books, brochures, leaflets and similar printed matter, whether or not in single sheets	0	2	-	-	-100%	-100%
MISCELLANEOUS CHEMICAL PRODUCTS	475	208	864	436	82%	110%
Industrial monocarboxylic fatty acids; acid oils from refining; industrial fatty alcohols	421	200	797	408	89%	104%
Insecticides, rodents, fungicides, herbicides, germination inhibitors and growth regulators for plants	-	-	0	2		
Residual detergents from the manufacture of cellulose pulp, whether or not concentrated, sugar-free or chemically treated ...	-	-	0	0		
Prepared binders for foundry molds or cores; chemicals and preparations of the chemical or chemical industries.	53	5	66	26	25%	416%
Anti-knock preparations, oxidation inhibitors, peptizing additives, viscosity improvers, anti-additives ...	1	2	-	-	-100%	-100%
Composite organic solvents and thinners, not elsewhere specified or included; preparations designed to remove ...	1	1	-	-	-100%	-100%
PHARMACEUTICAL PRODUCTS	-	-	3	6		
Medicines (excluding products of heading 3002, 3005 or 3006) consisting of mixed or unmixed products...	-	-	3	6		
NUCLEAR REACTORS, BOILERS, MACHINERY AND MECHANICAL APPLIANCES; PARTS THEREOF	800	3,198	82	202	-90%	-94%
Mechanical apparatus (including hand-held) for projecting, dispersing or spraying liquids or powders; extinct ...	-	-	25	81		
Transmission shafts (including camshafts and crankshafts) and cranks; bearings and bushings; eng ...	1	10	-	-	-100%	-100%
Taps, valves and similar devices for pipes, boilers, tanks, vats or similar containers...	8	33	0	7	-94%	-78%
Other earthmoving, levelling, stripping, excavating, compacting, extracting or drilling machines and equipment.	19	153	-	-	-100%	-100%
Other engines and motors	8	25	-	-	-100%	-100%
Bigues; cranes and blondes; overhead cranes, unloading or handling gantries, crane bridges, trolleys, etc.	73	128	-	-	-100%	-100%
Dozers (bulldozers), bias dozers (angledozers), graders, scrapers, mechanical shovels, excavate ...	366	957	4	16	-99%	-98%
Burners for fueling homes, for liquid fuels, for pulverized solid fuels or for gas; home ...	8	39	-	-	-100%	-100%
Centrifuges, including centrifugal dryers; filtering or purifying machinery and apparatus, for liquids or gases	1	38	-	-	-100%	-100%
Foundry frame; bottom plates for molds; models for molds; molds for metals (other than lingo ...	2	3	-	-	-100%	-100%
Air gas or water gas generators, with or without their purifiers; acetylene generators and generators ...	106	310	-	-	-100%	-100%
Metalloplastic seals; sets or assortments of gaskets of different composition presented in pouches, envelopes, etc.	0	1	-	-	-100%	-100%
Dish washing machines; machines and apparatus for cleaning or drying bottles or other containers.	14	35	3	1	-80%	-98%
Washing machines, even with drying device	0	0	-	-	-100%	-100%
Automatic data processing machines and units thereof; magnetic or optical readers, ...	4	19	-	-	-100%	-100%
Machines and mechanical appliances having individual functions, not specified or included elsewhere in this chapter	91	565	-	-	-100%	-100%
Machines for cleaning, sorting or screening grains or pulses; machines and apparatus for ...	9	5	-	-	-100%	-100%

Products	July - Sept 2023		July - Sept 2024		Variation weight	Variation value
	Quantity (t)	Fob Value (M.CFAF)	Quantity (t)	Fob Value (M.CFAF)		
Machine tools (including machines for nailing, stapling, gluing or otherwise assembling) for woodworking,...	1	38	-	-	-100%	-100%
Spark-ignition reciprocating or rotary internal combustion piston engines	0	7	-	-	-100%	-100%
Parts suitable for use solely or principally with the machinery of headings 8425 to 8	34	571	6	50	-83%	-91%
Air or vacuum pumps, compressors for air or other gases and fans; extractor hoods or recycling...	8	2	-	-	-100%	-100%
Pumps for liquids, whether or not fitted with a measuring device; liquid elevators	46	256	1	16	-98%	-94%
Refrigerators, freezer-conservators and other equipment, machines and apparatus for producing cold, ...	0	0	43	31	92,726%	24,973%
Ball, roller, roller or needle bearings	0	3	-	-	-100%	-100%
SOAPS, ORGANIC SURFACE AGENTS, LAUNDRY PREPARATIONS, LUBRICANT PREPARATIONS,...	932	523	75	43	-92%	-92%
Organic surfactants (other than soaps); surfactant preparations, laundry preparations (incl.	65	21	54	30	-17%	41%
Soaps; organic surfactant products and preparations for use as soap, bars, bars, pieces or ...	867	502	22	14	-98%	-97%
SALT; SULPHUR; EARTHS AND STONE; PLASTERING MATERIALS, LIME AND CEMENT	36	7	87	8	140%	6%
Kaolin and other kaolinic clays, whether or not calcined	36	7	33	3	-10%	-58%
Mineral substances not elsewhere specified or included	-	-	51	3		
Natural sands of all kinds, whether or not coloured, excluding metalliferous sands of Chapter 26...	-	-	4	2		
SUGARS AND SUGAR CONFECTIONERY	274	496	187	372	-32%	-25%
Sugar confectionery (including white chocolate), not containing cocoa	274	496	187	372	-32%	-25%
TOBACCO AND MANUFACTURED TOBACCO SUBSTITUTES	12	94	27	277	131%	194%
Other manufactured tobacco and manufactured tobacco substitutes; 'homogenised' or 'reconstituted' tobacco; tobacco extracts and essences	5	87	15	247	190%	184%
Unmanufactured tobacco; tobacco refuse	7	7	12	31	87%	316%
VEHICLES AND EQUIPMENT FOR RAILWAY OR SIMILAR TRACKS AND THEIR PARTS; MECHANICAL DEVICES ...	55	144	32	19	-42%	-87%
Frames & containers	55	144	-	-	-100%	-100%
Specially designed and equipped frames and containers (including tank-containers and tank-containers)...	-	-	32	19		
GLASS AND GLASSWARE	-	-	1	5		
Glass fibres (including glass wool) and articles thereof (for example yarns, fabrics) ...	-	-	1	5		
VEHICLES OTHER THAN RAILWAY OR TRAMWAY ROLLING STOCK, AND PARTS AND ACCESSORIES...	42	1,175	244	352	-45%	-70%
Motorcycles (including mopeds) and cycles fitted with an auxiliary motor, with or without side-cars; side-cars	1	2	1	2	-17%	0%
Parts and accessories of the motor vehicles of headings 8701 to 8705	12	11	62	8	414%	-25%
Trailers and semi-trailers; other vehicles, not mechanically propelled; parts thereof	22	51	31	8	43%	-85%
Tractors (other than tractors of heading 8709)	19	14	-	-	-100%	-100%
Special(purpose motor vehicles, other than those primarily designed for the transport of persons or ...	280	782	-	-	-100%	-100%
Vehicles used for cargo transport	84	163	124	240	48%	47%
Tourism vehicles	24	153	26	95	12%	-38%
Residual detergents from the manufacture of cellulose pulp, whether or not concentrated, sugar-free or chemically treated ...	-	-	0	0		
Prepared binders for foundry molds or cores; chemicals and preparations of the chemical or chemical industries.	53	5	66	26	25%	416%
Anti-knock preparations, oxidation inhibitors, peptizing additives, viscosity improvers, anti-additives ...	1	2	-	-	-100%	-100%
Composite organic solvents and thinners, not elsewhere specified or included; preparations designed to remove ...	1	1	-	-	-100%	-100%

Products	July - Sept 2023		July - Sept 2024		Variation weight	Variation value
	Quantity (t)	Fob Value (M.CFAF)	Quantity (t)	Fob Value (M.CFAF)		
PHARMACEUTICAL PRODUCTS	-	-	3	6		
Medicines (excluding products of heading 3002, 3005 or 3006) consisting of mixed or unmixed products...	-	-	3	6		
NUCLEAR REACTORS, BOILERS, MACHINERY AND MECHANICAL APPLIANCES; PARTS THEREOF	800	3,198	82	202	-90%	-94%
Mechanical apparatus (including hand-held) for projecting, dispersing or spraying liquids or powders; extinct ...	-	-	25	81		
Transmission shafts (including camshafts and crankshafts) and cranks; bearings and bushings; eng ...	1	10	-	-	-100%	-100%
Taps, valves and similar devices for pipes, boilers, tanks, vats or similar containers...	8	33	0	7	-94%	-78%
Other earthmoving, levelling, stripping, excavating, compacting, extracting or drilling machines and equipment.	19	153	-	-	-100%	-100%
Other engines and motors	8	25	-	-	-100%	-100%
Bigues; cranes and blondes; overhead cranes, unloading or handling gantries, crane bridges, trolleys, etc.	73	128	-	-	-100%	-100%
Dozers (bulldozers), bias dozers (angledozers), graders, scrapers, mechanical shovels, excavate ...	366	957	4	16	-99%	-98%
Burners for fueling homes, for liquid fuels, for pulverized solid fuels or for gas; home ...	8	39	-	-	-100%	-100%
Centrifuges, including centrifugal dryers; filtering or purifying machinery and apparatus, for liquids or gases	1	38	-	-	-100%	-100%
Foundry frame; bottom plates for molds; models for molds; molds for metals (other than lingo ...	2	3	-	-	-100%	-100%
Air gas or water gas generators, with or without their purifiers; acetylene generators and generators ...	106	310	-	-	-100%	-100%
Metalloplastic seals; sets or assortments of gaskets of different composition presented in pouches, envelopes, etc.	0	1	-	-	-100%	-100%
Dish washing machines; machines and apparatus for cleaning or drying bottles or other containers.	14	35	3	1	-80%	-98%
Washing machines, even with drying device	0	0	-	-	-100%	-100%
Automatic data processing machines and units thereof; magnetic or optical readers, ...	4	19	-	-	-100%	-100%
Machines and mechanical appliances having individual functions, not specified or included elsewhere in this chapter	91	565	-	-	-100%	-100%
Machines for cleaning, sorting or screening grains or pulses; machines and apparatus for ...	9	5	-	-	-100%	-100%
Machine tools (including machines for nailing, stapling, gluing or otherwise assembling) for woodworking,...	1	38	-	-	-100%	-100%
Spark-ignition reciprocating or rotary internal combustion piston engines	0	7	-	-	-100%	-100%
Parts suitable for use solely or principally with the machinery of headings 8425 to 8	34	571	6	50	-83%	-91%
Air or vacuum pumps, compressors for air or other gases and fans; extractor hoods or recycling...	8	2	-	-	-100%	-100%
Pumps for liquids, whether or not fitted with a measuring device; liquid elevators	46	256	1	16	-98%	-94%
Refrigerators, freezer-conservators and other equipment, machines and apparatus for producing cold, ...	0	0	43	31	92,726%	24,973%
Ball, roller, roller or needle bearings	0	3	-	-	-100%	-100%
SOAPS, ORGANIC SURFACE AGENTS, LAUNDRY PREPARATIONS, LUBRICANT PREPARATIONS,...	932	523	75	43	-92%	-92%
Organic surfactants (other than soaps); surfactant preparations, laundry preparations (incl.	65	21	54	30	-17%	41%
Soaps; organic surfactant products and preparations for use as soap, bars, bars, pieces or ...	867	502	22	14	-98%	-97%
SALT; SULPHUR; EARTHS AND STONE; PLASTERING MATERIALS, LIME AND CEMENT	36	7	87	8	140%	6%
Kaolin and other kaolinic clays, whether or not calcined	36	7	33	3	-10%	-58%
Mineral substances not elsewhere specified or included	-	-	51	3		
Natural sands of all kinds, whether or not coloured, excluding metalliferous sands of Chapter 26...	-	-	4	2		
SUGARS AND SUGAR CONFECTIONERY	274	496	187	372	-32%	-25%
Sugar confectionery (including white chocolate), not containing cocoa	274	496	187	372	-32%	-25%
TOBACCO AND MANUFACTURED TOBACCO SUBSTITUTES	12	94	27	277	131%	194%

Products	July - Sept 2023		July - Sept 2024		Variation weight	Variation value
	Quantity (t)	Fob Value (M.CFAF)	Quantity (t)	Fob Value (M.CFAF)		
Other manufactured tobacco and manufactured tobacco substitutes; 'homogenised' or 'reconstituted' tobacco; tobacco extracts and essences	5	87	15	247	190%	184%
Unmanufactured tobacco; tobacco refuse	7	7	12	31	87%	316%
VEHICLES AND EQUIPMENT FOR RAILWAY OR SIMILAR TRACKS AND THEIR PARTS; MECHANICAL DEVICES ...	55	144	32	19	-42%	-87%
Frames & containers	55	144	-	-	-100%	-100%
Specially designed and equipped frames and containers (including tank-containers and tank-containers)...	-	-	32	19		
GLASS AND GLASSWARE	-	-	1	5		
Glass fibres (including glass wool) and articles thereof (for example yarns, fabrics) ...	-	-	1	5		
VEHICLES OTHER THAN RAILWAY OR TRAMWAY ROLLING STOCK, AND PARTS AND ACCESSORIES...	42	1,175	244	352	-45%	-70%
Motorcycles (including mopeds) and cycles fitted with an auxiliary motor, with or without side-cars; side-cars	1	2	1	2	-17%	0%
Parts and accessories of the motor vehicles of headings 8701 to 8705	12	11	62	8	414%	-25%
Trailers and semi-trailers; other vehicles, not mechanically propelled; parts thereof	22	51	31	8	43%	-85%
Tractors (other than tractors of heading 8709)	19	14	-	-	-100%	-100%
Special(purpose motor vehicles, other than those primarily designed for the transport of persons or ...	280	782	-	-	-100%	-100%
Vehicles used for cargo transport	84	163	124	240	48%	47%
Tourism vehicles	24	153	26	95	12%	-38%

Source: CNSC

3.2. Inbound traffic per product

Products	July - Sept 2023		July - Sept 2024		Variation weight	Variation value
	Quantity (t)	Fob Value (M.CFAF)	Quantity (t)	Fob Value (M.CFAF)		
ALUMINIUM AND ARTICLES THEREOF	20,656	4,712	5,260	4,286	-75%	-9%
Aluminium tube or pipe fittings (for example, couplings, elbows, sleeves)	-	-	1	6		
Household or household economy, hygiene or toilet articles and parts thereof, of aluminium; sponges, tor ...	-	-	25	19		
Other aluminium articles	216	288	191	445	-12%	54%
Aluminium bars, rods and profiles	9,245	152	405	599	-96%	293%
Constructions and parts of constructions (bridges and elements of bridges, towers, pylons, pillars, columns, framework ...	9,321	231	3,782	1,519	-59%	558%
Sheets and thin strips of copper (whether or not printed or fixed on paper, cardboard, plastics or similar substrates).	11	192	113	715	889%	272%
Tanks, tuns, vats and similar containers for all materials (except compressed or liquefied gases ...	-	-	5	15		
Aluminium tanks, drums, drums, cans, cans and similar receptacles (including tubular cases ri...	14	45	150	460	1007%	925%
Aluminium plates, sheets and strip, of a thickness exceeding 0.2 mm	1,310	2,535	576	463	-56%	-82%
Stranded wire, cables, plaited bands and the like, of aluminium, not electrically insulated	538	1,256	-	-	-100%	-100%
Aluminium tubes and pipes	1	12	13	46	963%	275%
ARMS AND AMMUNITION; PARTS AND ACCESSORIES THEREOF	75	380	83	259	10%	-32%
Other arms (for example, spring, air or gas guns and pistols, truncheons), excluding those of heading 9307	-	-	11	1		
Bombs, grenades, torpedoes, mines, missiles, cartridges and other ammunition and projectiles, and parts thereof, including...	75	380	72	258	-4%	-32%
Cars & Second-hand goods	26,538	15,835	5,651	1,703	-79%	-89%
OTHER MADE-UP TEXTILE ARTICLES; SETS; WORN CLOTHING AND WORN TEXTILE ARTICLES; RAGS	18,056	6,134	21,578	6,916	20%	13%
Second-hand goods	16,701	4,942	18,935	5,036	13%	2%
Other made-up articles, including dress patterns	-	-	28	47		
Other furnishing articles, excluding those of heading 9404	40	122	65	110	65%	-10%
Tarpaulins and awnings; tents; sails for boats, windsurfers or sand yachts; camp items ...	141	221	201	255	43%	16%
Rags, twines, ropes and ropes, of textile materials, in the form of waste or end-of-life articles, etc.	99	31	41	16	-59%	-49%
Blankets and travelling rugs	231	190	79	31	-66%	-84%
Bedlinen, table linen, toilet linen and kitchen linen	-	-	184	135		
Packaging bags and sachets	841	627	2,026	1,279	141%	104%
Curtains (including drapes) and interior blinds; curtain or bed valances	2	1	18	7	652%	656%
OTHER VEGETABLE TEXTILE FIBRES; PAPER YARN AND WOVEN FABRICS OF PAPER YARN	4,066	660	449	243	-89%	-63%
Coconut, abaca (Manila hemp or Musa textilis Nee), ramie and other vegetable textile fibres not specified or c...	4,040	608	448	232	-89%	-62%
Flax yarn	-	-	2	11		
Flax, raw or processed but not spun; flax tow and waste (including yarn waste and garneted stock)	26	52	-	-	-100%	-100%
OTHER BASE METALS; CERMETS; ARTICLES THEREOF	25	47	0	2	-100%	-96%
Magnesium and articles thereof, including waste and scrap	25	47	-	-	-100%	-100%
Molybdenum and articles thereof, including waste and scrap	-	-	0	2		

Products	July - Sept 2023		July - Sept 2024		Variation weight	Variation value
	Quantity (t)	Fob Value (M.CFAF)	Quantity (t)	Fob Value (M.CFAF)		
WOOD, CHARCOAL AND WOODEN ARTICLES	346	232	551	321	59%	38%
Wood (including strips and friezes for flooring, not assembled), shaped (tongued, grooved, bevelled, rebated, chamfered,...	2	1	-	-	-100%	-100%
Plywood, veneered panels and similar laminated wood	113	76	222	73	96%	-4%
Sawn wood or cut lengthwise, sliced or unrolled, whether or not planed, sanded or glued by assembly in wood...	-	-	4	3		
Cases, boxes, crates, cylinders and similar packaging, of wood; drums (reels) for cables, of wood;...	68	48	50	7	-27%	-84%
Tools, tool holders and handles, brush holders, broom or brush handles, of wood; forms, hiring ...	-	-	30	12		
Joinery and structural parts for construction, including cellular panels, panels with...	9	49	51	163	439%	231%
Fibreboard of wood or other ligneous materials, whether or not bonded with resins or other organic substances	54	16	48	23	-12%	37%
Particle boards, so-called "oriented strand board" (OSB) and similar panels (for example "waferbo ...	-	-	72	36		
BEVERAGES, SPIRITS AND VINEGAR	21,817	16,130	20,867	11,994	-4%	-26%
Undenatured ethyl alcohol of an alcoholic strength by volume of 80% vol. or more; ethyl alcohol and spirits ...	14,844	9,068	15,676	8,224	6%	-9%
Undenatured ethyl alcohol of an alcoholic strength by volume of less than 80% vol.; eaux-de-vie, liqueurs and other ...	1,195	3,044	1,065	1,176	-11%	-61%
Other fermented drinks (cider, perry, mead, sake, for example); mixtures of fermented drinks and mixtures ...	-	-	4	34		
Malt beers	1,824	687	930	340	-49%	-51%
Waters, including mineral waters and aerated waters, containing added sugar or other sweetening matter or flavouring...	37	345	593	174	1523%	-49%
Waters, including natural or artificial mineral waters and aerated waters, not containing added sugar or...	-	-	26	34		
Vermouths and other wines of fresh grapes prepared using plants or aromatic substances...	18	35	91	100	393%	183%
Edible vinegars and vinegar substitutes obtained from acetic acid	-	-	3	12		
Wine of fresh grapes, including fortified wines; grape must other than that of heading 2009...	3,677	2,691	2,465	1,883	-33%	-30%
COCOA AND COCOA PREPARATIONS	271	273	334	505	23%	85%
Chocolate and other food preparations containing cocoa	213	174	270	347	27%	100%
Cocoa powder, not containing added sugar or other sweetening matter	58	99	64	158	9%	59%
COFFEE, TEA, MATÉ AND SPICES	97	69	26	65	-73%	-6%
Coffee, whether or not roasted or decaffeinated; coffee husks and husks; coffee substitutes containing coffee, whatever ...	95	60	8	9	-91%	-85%
Ginger, saffron, turmeric (curcuma), thyme, bay leaves, curry and other spices	2	9	10	37	363%	299%
Tea and flavoured infusions	-	-	8	20		
RUBBER AND ARTICLES THEREOF	7,362	7,533	7,191	7,206	-2%	-4%
Hygiene or pharmaceutical articles (including pacifiers), of vulcanized rubber, uncured, whether or not with parts made of ...	119	496	76	367	-36%	-26%
Other forms (for example, rods, tubes and profile shapes) and articles (for example, discs and rings), of unvulcanised rubber	-	-	6	27		
Other articles of vulcanised rubber other than hard rubber	1	1	44	312	8610%	21,072%
Compounded rubber, unvulcanised, in primary forms or in plates, sheets or strip	-	-	0	1		
Natural rubber, balata, gutta-percha, guayule, chicle and similar natural gums, in primary forms or...	-	-	1	3		
Synthetic and artificial rubber for rubber derived from oils, in primary forms or in plates, sheets, etc.	85	53	104	53	22%	-1%

Products	July - Sept 2023		July - Sept 2024		Variation weight	Variation value
	Quantity (t)	Fob Value (M.CFAF)	Quantity (t)	Fob Value (M.CFAF)		
Inner tubes, of rubber	2	4	164	141	9755%	3624%
Conveyor or transmission belts or belting, of vulcanised rubber	35	84	43	94	20%	13%
Vulcanised rubber thread and cord	-	-	0	11		
Plates, sheets, strip, rods and profile shapes, of vulcanised rubber other than hard rubber	2	8	7	76	348%	914%
New pneumatic tyres, of rubber	6,335	6,475	5,843	5,579	-8%	-14%
Rethreaded or used pneumatic tyres of rubber; solid or cushion tyres, tyre treads and tyre flaps, of rubber	433	59	742	356	71%	504%
Tubes, pipes and hoses, of vulcanised rubber other than hard rubber, with or without their fittings (for example, joints, elbows, flanges)	1	35	51	73	4061%	109%
Clothing and clothing accessories (including gloves, mittens and mittens) of uncured vulcanized rubber,...	130	176	20	43	-84%	-76%
CEREALS	350,712	66,321	560,891	112,853	60%	70%
Wheat and meslin	289,351	48,187	369,223	51,213	28%	6%
Maize (corn)	344	178	22,064	3,012	6314%	1596%
Rice	61,016	17,956	169,605	58,629	178%	227%
FOOTWEAR, GAITERS AND THE LIKE; PARTS OF SUCH ARTICLES	1,995	957	3,109	1,156	56%	21%
Other footwear	-	-	33	5		
Other footwear with outer soles and uppers of rubber or plastics	1,409	495	1,594	465	13%	-6%
Footwear with outer soles of rubber, plastics, leather or composition leather and uppers of leather	5	9	108	264	2105%	2965%
Footwear with outer soles of rubber, plastics, leather or composition leather and uppers of textile materials	-	-	79	42		
Impervious footwear with outer soles and uppers of rubber or plastics, the uppers of which have not been ...	-	-	200	131		
Parts of footwear (including uppers whether or not attached to soles other than outer soles); sole...	-	-	28	6		
HEADGEAR AND PARTS THEREOF	12	188	84	313	587%	67%
Other headgear, whether or not lined or trimmed	11	187	22	164	99%	-12%
Hats and other headgear, knitted or made with lace, felt or other t ...	1	0	50	124	4072%	39,866%
Hats and other hairstyles, braided or made by assembling bands of any material, whether or not trimmed ...	-	-	12	25		
MINERAL FUELS, MINERAL OILS AND PRODUCTS OF THEIR DISTILLATION; BITUMINOUS SUBSTANCES; MINERAL WAXES	511,233	301,026	411,307	190,716	-20%	-37%
Bitumen and asphalt, natural; bituminous or oil-shale and tar sands; asphaltites and asphaltic rocks	11	11	-	-	-100%	-100%
Pitch and pitch coke, obtained from coal tar or from other mineral tars	1,195	823	787	429	-34%	-48%
Petroleum coke, petroleum bitumen and other residues of petroleum oils or of bituminous minerals...	11,614	4,141	41,509	6,640	257%	60%
Petroleum gases and other gaseous hydrocarbons	18,892	5,398	15,265	8,342	-19%	55%
Coal; briquettes, ovoids and similar solid fuels manufactured from coal	-	-	624	120		
Petroleum oils or oils obtained from bituminous minerals, other than crude oils; preparations not specified or included ...	479,296	290,503	352,299	174,642	-26%	-40%
Oils and other products of the distillation of high temperature coal tar; analog products ...	16	11	-	-	-100%	-100%
Bituminous mixtures based on natural asphalt or bitumen, petroleum bitumen, mineral tar or pitch ...	120	49	496	258	314%	424%
Peat (including peat litter), whether or not agglomerated	18	26	-	-	-100%	-100%
Vaseline; paraffin, microcrystalline petroleum wax, slack wax, ozokerite, lignite wax, peat wax, other ...	73	65	327	284	351%	338%
COTTON	44	22	364	241	730%	1005%

Products	July - Sept 2023		July - Sept 2024		Variation weight	Variation value
	Quantity (t)	Fob Value (M.CFAF)	Quantity (t)	Fob Value (M.CFAF)		
Cotton, not carded or combed	-	-	3	5		
Woven fabrics of cotton, containing 85 % or more by weight of cotton, weighing more than 200 g/m ²	-	-	126	200		
Woven fabrics of cotton, containing 85 % or more by weight of cotton, weighing not more than 200 g/m ²	44	22	235	36	437%	64%
COPPER AND ARTICLES THEREOF	14	69	131	559	835%	711%
Copper tube or pipe fittings (for example, couplings, elbows, sleeves)	-	-	12	58		
Household or household economy, hygiene or toilet articles and parts thereof, of aluminium; sponges, tor ...	-	-	20	12		
Other articles of copper	-	-	0	3		
Copper wire	10	61	35	153	247%	151%
Spikes, nails, tacks, pointed crampons and similar articles, of copper or with shank of iron or steel and ...	-	-	54	20		
Copper powders and flakes	-	-	6	9		
Copper plates, sheets and strip, of a thickness exceeding 0.15 mm	-	-	1	6		
Stranded wire, cables, plaited bands and the like, of copper, not electrically insulated	4	8	1	295	-68%	3624%
Copper tubes and pipes	-	-	2	3		
PERSONAL EFFECTS	1,620	1,242	6,620	2,477	309%	100%
FERTILISERS	15,077	5,105	54,193	13,209	259%	159%
Mineral or chemical fertilisers, nitrogenous	10,690	2,467	23,065	4,818	116%	95%
Mineral or chemical fertilizers containing two or three of the nutrients: nitrogen, phosphorus and potassium; others ...	2,811	1,228	30,374	8,111	981%	560%
Mineral or chemical fertilisers, phosphatic	640	356	173	19	-73%	-95%
Mineral or chemical fertilisers, potassic	937	1,054	581	261	-38%	-75%
TIN AND ARTICLES THEREOF	-	-	2	8		
Tin waste and scrap	-	-	2	8		
KNITTED OR CROCHETED FABRICS	-	-	19	2		
Other knitted or crocheted fabrics	-	-	19	2		
TANNING OR DYING EXTRACTS; TANNINS AND THEIR DERIVATIVES; PIGMENTS AND OTHER COLORING MATERIALS; PAINTS AND WORM ...	1,983	1,178	6,087	3,583	207%	204%
Other colouring matter; preparations referred to in note 3 to this chapter, other than those of heading 3203, 3204 ...	305	388	657	791	116%	104%
Other paints and varnishes (including enamels, lacquers and distempers); prepared water pigments of a kind used for finishing leather	-	-	2	2		
Colours for artistic painting, teaching, painting signs, modifying shades, entertaining ...	240	89	451	307	88%	243%
Printing inks, writing or drawing inks and other inks, whether or not concentrated or in solid form ...	49	101	131	301	165%	198%
Glazier's putty, resin cements and other putties; coatings used in painting; non-refractory plasters of ...	554	165	1,513	497	173%	202%
Colouring matter of vegetable or animal origin (including dye extracts, but excluding blacks ...	-	-	19	150		
Synthetic organic colouring matter, whether or not chemically defined; preparations referred to in note 3...	192	145	89	96	-54%	-34%
Paints and varnishes based on synthetic polymers or modified natural polymers, dispersed or dissolved in a...	361	142	708	289	96%	103%
Paints and varnishes based on synthetic polymers or modified natural polymers, dispersed or dissolved in a...	21	47	455	433	2112%	819%
Pigments (including metallic powders and flakes) dispersed in non-aqueous media, in liquid form, etc.	6	18	13	28	117%	60%

Products	July - Sept 2023		July - Sept 2024		Variation weight	Variation value
	Quantity (t)	Fob Value (M.CFAF)	Quantity (t)	Fob Value (M.CFAF)		
Pigments, opacifiers and prepared colours, vitrifiable compositions, engobes, liquid glosses and preparations if ...	194	33	2,042	670	955%	1930%
Prepared driers	18	34	8	19	-57%	-43%
MAN-MADE STAPLE FIBRES	865	1,367	869	940	0%	-31%
Other woven fabrics of synthetic staple fibres	-	-	80	17		
Synthetic filament tow	-	-	29	39		
Waste of man-made fibres (including noil, yarn waste and garneted stock)...	-	-	26	15		
Synthetic staple fibres, not carded, combed or otherwise processed for spinning ...	865	1,367	577	770	-33%	-44%
Sewing thread of man-made staple fibres, whether or not put up for retail sale	-	-	33	55		
Yarn (other than sewing thread) of synthetic staple fibres, not put up for retail sale	-	-	1	2		
Woven fabrics of synthetic staple fibres containing 85% or more by weight of synthetic staple fibres...	-	-	123	42		
MAN-MADE FILAMENTS; STRIP AND THE LIKE OF MAN-MADE TEXTILE MATERIALS	776	163	1,407	349	81%	114%
Sewing thread of man-made filaments, whether or not put up for retail sale ...	46	5	86	20	87%	350%
Synthetic filament yarn (other than sewing thread), not put up for retail sale, including ...	-	-	66	59		
Woven fabrics of synthetic filament yarn, including woven fabrics obtained from products of heading 5404...	730	159	1,255	270	72%	70%
CAST IRON, IRON AND STEEL	86,533	36,641	60,416	24,981	-30%	-32%
Stainless steel in ingots or other primary forms; semi-finished products of stainless steel	-	-	0	1		
Other bars and rods of iron or non-alloy steel	-	-	4	6		
Bars of iron or non-alloy steel, simply forged, hot-rolled or extruded, as well as those which have undergone ...	213	165	20	33	-91%	-80%
Other bars and rods of stainless steel; angles, shapes and sections of stainless steel	-	-	13	42		
Other bars and rods of other alloy steel; angles, shapes and sections, of other alloy steel; hollow drill bars and rods, of alloy or non-alloy steel	56	13	4	17	-93%	35%
Semi-finished products of iron or non-alloy steel	54,259	21,098	21,506	6606	-60%	-69%
Ferro-alloys	531	345	1,238	941	133%	172%
Wire of other alloy steel	-	-	28	19		
Wire of iron or non-alloy steel	972	911	1,740	1,184	79%	30%
Granules and powders, of pig iron, spiegeleisen, iron or steel	-	-	27	7		
Flat-rolled products of stainless steel, of a width of 600 mm or more	47	33	26	36	-43%	10%
Flat-rolled products of stainless steel, of a width of less than 600 mm	-	-	0	1		
Flat-rolled products of other alloy steel, of a width of less than 600 mm	28	13	-	-	-100%	-100%
Flat-rolled products of iron or non-alloy steel, of a width of 600 mm or more, hot-rolled, not clad, plated...	17,690	7,455	14,913	5,163	-16%	-31%
Flat-rolled products of iron or non-alloy steel, of a width of 600 mm or more, cold-rolled, not clad, plated...	56	20	5,702	2,182	10,031%	10,808%
Flat-rolled products of iron or non-alloy steel, of a width of 600 mm or more, plated or coated...	6,312	3,622	10,717	6,801	70%	88%
Flat-rolled products of iron or non-alloy steel, of a width of less than 600 mm, not clad, plated or coated...	696	294	444	168	-36%	-43%
Flat-rolled products of iron or non-alloy steel, of a width of less than 600 mm, clad, plated or coated...	31	61	315	155	907%	156%
Sections of iron or non-alloy steel	5,589	2,571	3,694	1,617	-34%	-37%
EDIBLE FRUITS; PEEL OF CITRUS FRUITS OR MELONS	3,132	676	1,841	348	-41%	-49%
Citrus fruits, fresh or dried	173	22	304	38	76%	74%
Apples, pears and quinces, fresh	2,595	562	901	159	-65%	-72%

Products	July - Sept 2023		July - Sept 2024		Variation weight	Variation value
	Quantity (t)	Fob Value (M.CFAF)	Quantity (t)	Fob Value (M.CFAF)		
Grapes, fresh or dried	266	76	304	103	14%	35%
GUMS, RESINS AND OTHER VEGETABLE SUKS AND EXTRACTS	8	120	100	1,123	1227%	836%
Lac; natural gums, resins, gum-resins and oleoresins (for example, balsams)	-	-	14	25		
Vegetable saps and extracts; pectics, pectinates and pectates; agar-agar and other mucilages and thickeners ...	8	120	86	1,099	1046%	815%
OILSEEDS AND OIL FRUITS; MISCELLANEOUS SEEDS, SEEDS AND FRUITS; INDUSTRIAL OR MEDICINAL PLANTS; STRAWS AND ...	37	515	195	650	430%	26%
Carobs, seaweed, sugar beets and cane sugar, fresh, chilled, frozen or dried, whether or not pulverized ...	-	-	4	47		
Hop cones, fresh or dried, whether or not ground, powdered or in the form of pellets; lupulin	-	-	1	3		
Flours and meals of oil seeds or oleaginous fruits, other than those of mustard	-	-	119	52		
Seeds, fruit and spores for sowing	37	515	71	547	93%	6%
ANIMAL OR VEGETABLE FATS AND OILS; PRODUCTS OF THEIR DISSOCIATION; PREPARED DIETARY FATS; WAXES ...	32,633	22,793	18,323	16,217	-44%	-29%
Other oils and their fractions, obtained solely from olives, whether or not refined, but not chemically modifi...	19	49	-	-	-100%	-100%
Animal or vegetable fats and oils and their fractions, partially or totally hydrogenated, interesterified ...	1,311	939	279	326	-79%	-65%
Palm oil and its fractions, whether or not refined, but not chemically modified	26,530	19,543	16,680	15,092	-37%	-23%
Soya-bean oil and its fractions, refined or not, but not chemically modified	-	-	2	10		
Sunflower, safflower or cotton-seed oils and their fractions, whether or not refined, but not chemically modified ...	409	240	21	17	-95%	-93%
Margarine; food mixtures or preparations of animal or vegetable fats or oils or of fractions of ...	4,363	2,022	1,341	771	-69%	-62%
CLOCKS AND WATCHES AND PARTS THEREOF	-	-	181	32		
Time control devices and time counters, with clockwork movement or synchronous motor (p ...	-	-	0	5		
Watch movements, complete and assembled	-	-	14	1		
Alarm clocks, clocks, clocks and similar horological appliances, with non-watch movement ...	-	-	166	26		
ESSENTIAL OILS AND RESINOIDS; PERFUMERY, COSMETIC OR TOILET PREPARATIONS	2,845	8,326	2,609	11,355	-8%	36%
Essential oils (terpeneless or not), including those called "concrete" or "absolute"; resinoids; oleores ...	0	2	26	59	6447%	3129%
Mixtures of odoriferous substances and mixtures (including alcoholic solutions) based on one or more ...	2,501	7,552	2,252	10,784	-10%	43%
Perfumes and toilet waters	4	5	-	-	-100%	-100%
Hair preparations	-	-	64	61		
Preparations for pre-shaving, shaving or aftershave, body deodorants, bath preparations, depi ...	16	151	74	144	361%	-5%
Preparations for oral or dental hygiene, including powders and creams to facilitate the adhesion of teeth...	89	122	138	128	55%	4%
Prepared beauty or make-up products and preparations for maintaining or caring for the skin, other than...	185	283	44	172	-76%	-39%
OPTICAL, PHOTOGRAPHY OR CINEMATOGRAPHY, MEASURING, CONTROL OR PRECISION INSTRUMENTS AND APPARATUS; ...	764	3,361	3,218	5,197	321%	55%
X-ray apparatus and apparatus using alpha, beta or gamma radiation, whether or not for medical, surgical, etc.	11	367	5	9	-58%	-97%
Mechanotherapy apparatus; massage apparatus; psychotechnical apparatus; ozone therapy, oxygen therapy ...	7	88	7	803	0%	816%
Apparatus and equipment for photographic or cinematographic laboratories, not elsewhere specified or included in...	-	-	28	5		
Other breathing apparatus and gas masks, excluding protective masks without mechanism and...	-	-	3	19		
Balances of a sensitivity of 5 cg or better, with or without weights	-	-	6	38		
Gas, liquid or electricity meters, including meters for their calibration	25	346	388	1,814	1471%	424%

Products	July - Sept 2023		July - Sept 2024		Variation weight	Variation value
	Quantity (t)	Fob Value (M.CFAF)	Quantity (t)	Fob Value (M.CFAF)		
Density meters, hydrometers, liquid scales and similar floating instruments, thermometers, pyrometers, barometers, h...	1	10	10	32	636%	223%
Optical fibres and optical fibre bundles; optical fibre cables other than those of heading 8544; pol ...	-	-	22	38		
Drawing, plotting or calculating instruments (drawing machines, pantographs, protractors, math cases, etc.	-	-	1,838	315		
Instruments and devices for geodesy, topography, surveying, levelling, photogrammetry, hydrography, etc.	4	137	2	10	-53%	-93%
Instruments and apparatus for physical or chemical analyses (polarimeters, refractometers, spectrometers, analysis, etc.	0	14	13	191	7541%	1302%
Instruments and apparatus for medicine, surgery, dentistry or veterinary art, including appliances...	523	1,934	583	1,260	12%	-35%
Instruments and apparatus for measuring or controlling flow, level, pressure or other characteristics...	9	94	40	171	358%	83%
Automatic regulating or controlling instruments and apparatus	177	55	183	173	3%	213%
Measuring or checking instruments, apparatus and machines, not specified or included elsewhere in this chapter...	-	-	29	157		
Instruments, apparatus and models designed for demonstration (in education or exhibitions, for example ...	-	-	2	8		
Binoculars, spy-glasses, astronomical spectacles, optical telescopes, and mountings therefor; other astronomical instruments and ...	-	-	6	9		
Spectacles, goggles and the like, corrective, protective or other	0	5	1	2	501%	-56%
Machines and apparatus for testing hardness, tension, compression, elasticity or other mechanical properties.	-	-	23	82		
Compound optical microscopes, including those for photomicrography, cinephotomicrography or microprojection	2	137	-	-	-100%	-100%
Oscilloscopes, spectrum analysers and other instruments and apparatus for measuring or controlling quantities ...	-	-	25	59		
Parts and accessories not specified or included elsewhere in this chapter, for machines, apparatus, instruments, etc.	-	-	6	3		
TOYS, GAMES AND SPORTS REQUISITES; PARTS AND ACCESSORIES THEREOF	333	160	539	475	62%	197%
Articles and equipment for physical culture, gymnastics, athletics, other sports (including tennis ...	1	0	85	259	5852%	55,178%
Articles for parties, carnival or other entertainment, including magic articles and surprise articles ...	-	-	32	11		
Fishing rods, hooks and other articles for angling; landing nets for all purposes; lures (other ...	-	-	125	21		
Video game consoles and machines, articles for board games, including motor or motion games, ...	-	-	47	20		
Roundabouts, swings, shooting galleries and other fairground amusements; travelling circuses and travelling menageries; travelling theatres	-	-	0	2		
Tricycles, scooters, pedal cars and similar wheeled toys; prams and strollers for dolls; dolls; ...	332	159	251	163	-25%	2%
MILK AND DAIRY PRODUCTS; BIRD EGGS; NATURAL HONEY; EDIBLE PRODUCTS OF ANIMAL ORIGIN, NOT SPECIFIED ...	5,582	10,857	4,085	7,871	-27%	-28%
Buttermilk, curdled milk and cream, yoghurt, kephir and other fermented or acidified milk and cream, whether or not concentrated ...	2	1	12	16	401%	1555%
Butter and other fats and oils derived from milk; dairy spreads	55	203	53	109	-4%	-46%
Cheese and curd	35	123	118	397	240%	223%
Whey, whether or not concentrated or containing added sugar or other sweetening matter; products consisting of natural components...	323	211	24	22	-92%	-90%
Milk and cream, concentrated or containing added sugar or other sweetening matter	4,709	9,879	3,491	7,103	-26%	-28%
Milk and cream, not concentrated nor containing added sugar or other sweetening matter	407	266	360	209	-12%	-22%
EDIBLE VEGETABLES AND CERTAIN ROOTS AND TUBERS	2,319	830	8,176	2,853	253%	244%
Dried leguminous vegetables, shelled, whether or not skinned or split	1,374	543	7,145	2,751	420%	407%

Products	July - Sept 2023		July - Sept 2024		Variation weight	Variation value
	Quantity (t)	Fob Value (M.CFAF)	Quantity (t)	Fob Value (M.CFAF)		
Dried vegetables, whether or not cut into pieces or slices or crushed or ground, but not further prepared...	452	174	1	3	-100%	-98%
Onions, shallots, garlic, leeks and other alliaceous vegetables, fresh or chilled	345	34	1,004	89	191%	162%
Potatoes, fresh or chilled	149	80	26	10	-82%	-88%
ELECTRICAL MACHINES, APPARATUS AND EQUIPMENT AND THEIR PARTS; RECORDING OR SOUND REPRODUCTION APPARATUS ...	59,430	11,035	25,647	33,834	-57%	207%
Electric accumulators, including their separators, whether or not square or rectangular	893	764	1,437	1,486	61%	95%
Switchgear for breaking, isolating, protection, branching, connection or connection of...	27,757	350	3,692	1,228	-87%	251%
Switchgear for breaking, isolating, protection, branching, connection or connection of...	9,244	124	3,770	1,731	-59%	1297%
Radar apparatus, radio navigational aid apparatus and radio remote control apparatus	-	-	4	179		
Transmission apparatus for radio broadcasting or television, whether or not incorporating reception apparatus or apparatus.	45	80	38	56	-16%	-30%
Sound recording apparatus; sound reproducing apparatus; sound recording and reproducing devices	-	-	7	16		
Video recording or reproducing apparatus, whether or not incorporating a video tuner	0	9	-	-	-100%	-100%
Electrical signalling apparatus (other than for the transmission of messages), security, control or...	-	-	45	74		
Electrical acoustic or visual signalling devices (bells, sirens, annunciator panels, device, etc.	63	229	7	79	-88%	-65%
Electric lighting or signalling apparatus (other than articles of heading 8539), windscreen wipers, defrost, etc.	-	-	64	16		
Electromechanical appliances with incorporated electric motor, for household use, other than vacuum cleaners of heading 8508...	87	33	136	72	57%	118%
Electric ignition or starting apparatus and devices for spark-ignition or compression-ignition engines.	-	-	35	34		
Receiving apparatus for broadcasting, whether or not combined, in the same enclosure, with a recording apparatus ...	-	-	153	56		
Vacuum cleaners	-	-	13	90		
Electric water heaters and immersion heaters; electrical appliances for space heating, underfloor heating or for general use.	119	62	697	218	487%	254%
Electronic integrated circuits	-	-	24	4		
Waste and scrap of primary cells, primary batteries and electric accumulators; spent primary cells and primary batteries ...	-	-	1	4		
Diodes, transistors and similar semiconductor devices; photosensitive semiconductor devices, including...	9,501	427	786	1,409	-92%	230%
Disks, tapes, non-volatile semiconductor-based data storage devices, "smart cards" ...	-	-	9	470		
Electromagnets; permanent magnets and articles intended to become permanent magnets after magnetization; plateau ...	-	-	0	5		
Carbon electrodes, carbon brushes, carbon brushes for lamps or for batteries and other articles of graphite or of ...	235	385	1279	1154	444%	200%
Wires, cables (including coaxial cables) and other conductors insulated for electricity (even painted or oxidized ...	9901	1420	8493	6815	-14%	380%
Industrial or laboratory electric furnaces, including those operating by induction or by dielectric losses.	-	-	85	318		
Electric generating sets and rotary converters	483	1882	1096	3732	127%	98%
Electrical insulators of any material	41	112	88	46	113%	-59%
Portable electric lamps, intended to operate using their own energy source (batteries, accumulators, etc.	361	705	270	322	-25%	-54%
Incandescent or gas-discharge electric lamps and tubes, including articles known as "sealed headlights and projectors ...	19	3	278	74	1394%	2088%
Electrical machines and apparatus, having individual functions, not specified or included elsewhere in this chapter	-	-	20	274		

Products	July - Sept 2023		July - Sept 2024		Variation weight	Variation value
	Quantity (t)	Fob Value (M.CFAF)	Quantity (t)	Fob Value (M.CFAF)		
Machines and apparatus for brazing or welding (even those capable of cutting), electric (including those using hot gas...	2	16	13	90	713%	460%
Microphones and their stands; loudspeakers, whether or not mounted in their enclosures; headsets and headphones, even ...	257	92	178	81	-31%	-12%
Monitors and projectors, not incorporating television reception apparatus; television receivers ...	56	355	525	1,368	830%	285%
Electric motors and generators (excluding generating sets)	7	58	98	356	1225%	514%
Parts recognizable as being exclusively or mainly intended for apparatus of heading Nos 8525 to 8528 ...	15	80	291	348	1816%	335%
Parts recognizable as being exclusively or mainly intended for apparatus of heading 8535, 8536 or 8537 ...	19	63	105	600	464%	852%
Parts recognizable as being exclusively or mainly intended for machines of heading 8501 or 8502...	-	-	6	23		
Insulating parts, entirely of insulating materials or comprising simple metal assembly parts (bush ...	1	26	-	-	-100%	-100%
Primary cells and primary batteries	0	0	99	209	509,148%	67,249%
Telephone sets for users, including telephones for cellular networks and for other wireless networks; ...	21	319	356	3,235	1592%	915%
Shavers, hair clippers and hair-removing appliances, with self-contained electric motor	-	-	9	1		
Electrical resistors (including rheostats and potentiometers), other than heating resistors	-	-	0	6		
Tables, panels, consoles, desks, cupboards and other supports comprising several devices of heading 8535 or...	74	667	270	2,149	265%	222%
Electrical transformers, static converters (for example, rectifiers) and inductors	178	793	1,169	5,397	555%	581%
ALBUMINOID MATERIALS; STARCH OR MODIFIED STARCH PRODUCTS; GLUES; ENZYMES	1,008	1,390	1,093	1,360	8%	-2%
Glues and other prepared adhesives, not elsewhere specified or included; products of all kinds for use as glues or ...	743	1,065	775	735	4%	-31%
Dextrin and other modified starches and starches (for example, pre-gelatinized or esterified starches and starches);...	215	118	270	297	26%	152%
Enzymes; prepared enzymes not elsewhere specified or included	51	207	44	310	-12%	50%
Gelatines (including those presented in square or rectangular sheets, whether or not worked on the surface or neck ...	-	-	3	17		
PLASTICS AND ARTICLES THEREOF	28,905	23,911	50,092	34,347	73%	44%
Articles for transport or packaging, of plastics; stoppers, lids, caps and other devices ...	4,508	5,506	3,395	3,873	-25%	-30%
Equipment for construction, of plastics, not elsewhere specified or included ...	45	25	200	477	349%	1803%
Other articles of plastics and articles of other materials of headings 3901 to 3914	627	511	4,724	1,924	654%	277%
Other plates, sheets, film, foil and strip, of plastics	808	1,519	1,003	1,097	24%	-28%
Other plates, sheets, film, tapes and strips, of non-cellular plastics, not reinforced or...	1,598	2,709	1,631	2,249	2%	-17%
Baths, showers, sinks, washbasins, bidets, lavatories and their seats and covers, flush tanks ...	2	6	227	162	11,810%	2806%
Cellulose and its chemical derivatives, not elsewhere specified or included, in primary forms	254	538	165	265	-35%	-51%
Ion-exchangers based on polymers of headings 3901 to 3913, in primary forms	-	-	12	8		
Monofilaments of which the largest dimension of the cross section exceeds 1 mm (monofilaments), rods, sticks and profi...	15	7	62	64	308%	796%
Self-adhesive plates, sheets, film, foil, tape, strip and other flat shapes, of plastics, whether or not in rolls	119	201	1,699	346	1333%	72%
Polyacetals, other polyethers and epoxy resins, in primary forms; polycarbonates, alkyd resins, polyest ...	4,245	2,503	14,698	8,966	246%	258%
Polyamides in primary forms	24	60	2	8	-92%	-87%
Acrylic polymers in primary forms	3,112	1,132	854	822	-73%	-27%

Products	July - Sept 2023		July - Sept 2024		Variation weight	Variation value
	Quantity (t)	Fob Value (M.CFAF)	Quantity (t)	Fob Value (M.CFAF)		
Polymers of vinyl acetate or of other vinyl esters, in primary forms; other vinyl polymers, under ...	88	223	35	264	-60%	18%
Polymers of ethylene, in primary forms	6,805	3,997	10,794	6,859	59%	72%
Polymers of propylene or of other olefins, in primary forms	3,537	2,139	5,469	3,545	55%	66%
Polymers of vinyl chloride or of other halogenated olefins, in primary forms	757	415	1,687	669	123%	61%
Polymers of styrene, in primary forms	130	72	267	181	105%	152%
Natural polymers (alginic acid, for example) and modified natural polymers (hardened proteins, chemical derivatives, etc.	58	237	82	163	40%	-31%
Amino-resins, phenolic resins and polyurethanes, in primary forms	88	89	220	449	151%	402%
Petroleum resins, coumarone-indene resins, polyterpenes, polysulfides, polysulfones and other mentio products...	-	-	49	48		
Floor coverings of plastics, whether or not self-adhesive, in rolls or in the form of tiles or slabs, etc.	297	72	760	253	156%	251%
Silicones in primary forms	37	59	18	38	-52%	-36%
Tubes and pipes and their accessories (joints, elbows, fittings, for example), in plastics, etc.	444	505	1,086	853	145%	69%
Tableware, kitchenware, other household articles and hygienic or toilet articles, of plastics	75	40	689	397	816%	880%
FURNITURE; MEDICO-SURGICAL FURNITURE; BEDDING AND SIMILAR ARTICLES; LIGHTING DEVICES NOT SPECIFIED OR INCLUDED ...	570	784	4,918	3,826	764%	388%
Lighting apparatus (including headlamps) and parts thereof, not elsewhere specified or included; lamps-claim ...	0	3	389	410	81,875%	12,159%
Other furniture and parts thereof	372	404	1,388	1,337	273%	231%
Prefabricated constructions	35	72	2,566	1,430	7313%	1897%
Furniture for medicine, surgery, dentistry or veterinary art (operating tables, examination tables, etc.	4	15	10	38	181%	148%
Seats (other than those of heading 9402), whether or not convertible into beds, and parts thereof	64	139	318	406	393%	193%
Bed bases; bedding and similar articles (mattresses, foot covers, eiderdowns, cushions, ottomans, pillows, ...	23	83	134	71	471%	-13%
ORES, SLAG AND ASH	25,858	141	872	28	-97%	-81%
Other slag and ash, including seaweed ash (kelp); ash and residues from the incineration of municipal waste	858	29	872	28	2%	-5%
Slag, slag (other than granulated slag), scale and other wastes from the manufacture of cast iron, iron or steel	25,000	112	-	-	-100%	-100%
AIRCRAFT, SPACECRAFT, AND PARTS THEREOF	1	268	0	3	-91%	-99%
Spare parts of aircrafts of heading 8801, 8802 or 8806, n.e.s.	1	268	0	3	-91%	-99%
SHIPS, BOATS AND FLOATING STRUCTURES	23,469	35,479	10,032	85,015	-57%	140%
Other floating structures (for example, rafts, tanks, coffer-dams, landing stages, buoys and beacons)	-	-	6	127		
Lighthouse boats, pump boats, dredgers, crane pontoons and other boats for which navigation is not...	243	327	10,011	84,271	4016%	25,670%
Cruise ships, excursion boats, ferry-boats, cargo ships, barges and similar vessels for the transport of persons or goods	23,226	35,152	-	-	-100%	-100%
Yachts and other vessels for pleasure or sports; rowing boats and canoes	-	-	15	617		
NICKEL AND ARTICLES THEREOF	-	-	31	125		
Nickel bars, rods, profiles and wire	-	-	31	122		
Nickel powders and flakes	-	-	0	3		
WORKS OF ART, COLLECTORS' PIECES AND ANTIQUES	-	-	2	3		
Original engravings, prints and lithographs	-	-	1	2		
Antiques of an age exceeding 100 years	-	-	1	1		

Products	July - Sept 2023		July - Sept 2024		Variation weight	Variation value
	Quantity (t)	Fob Value (M.CFAF)	Quantity (t)	Fob Value (M.CFAF)		
OILWELL SUPPLIES	1,283	14,319	1,122	6,875	-13%	-52%
WADDING, FELT AND NONWOVENS; SPECIAL YARNS; TWINE, CORDAGE, ROPES AND CABLES AND ARTICLES THEREOF	1,538	1,291	1,828	967	19%	-25%
Articles of yarn, strip or the like of heading 5404 or 5405, twine, cordage, rope or cables, not elsewhere specified or included	3	50	2	2	-46%	-97%
Felt, whether or not impregnated, coated, covered or laminated	-	-	2	16		
Twine, cordage, ropes and cables, whether or not plaited or braided and whether or not impregnated, coated, covered or sheathed with rubber or plastics	647	166	447	287	-31%	73%
Nets with knotted mesh, in layers or in pieces, obtained from twine, cordage or ropes; confection nets ...	28	4	41	8	49%	126%
Nonwovens, whether or not impregnated, coated, covered or laminated	860	1,072	1,322	648	54%	-40%
Wadding of textile materials and articles thereof; textile fibres of a length not exceeding 5 mm (fleece ...	-	-	15	6		
TOOLS AND EQUIPMENT, CUTLERY AND TABLE CUTLERY, OF BASE METAL; PARTS OF THESE ARTICLES, IN M...	136	492	1,531	2,045	1029%	315%
Hand-operated mechanical appliances, weighing 10 kg or less, used in preparing, conditioning ...	-	-	35	29		
Spades, shovels, pickaxes, picks, hoes, hoes, forks, rakes and scrapers; axes, bill hooks and similar tools ...	28	1	691	284	2375%	21,632%
Hand-operated spanners and wrenches (including torque meter wrenches but not including tap wrenches); interchangeable spanner sockets, with or without handles	-	-	99	114		
Knives with cutting blades, serrated or not (including pruning knives), other than knives of heading 8208, and blades therefor	-	-	2	6		
Knives and cutting blades, for machines or for mechanical appliances	-	-	0	2		
Spoons, forks, ladles, skimmers, pie shovels, special fish or butter knives, sugar tongs ...	-	-	0	0		
Files, rasps, pliers (even cutting ones), pincers, tweezers, metal shears, pipe cutters, bolt cutters, carry ...	22	29	131	137	496%	376%
Tools of at least two of headings 8202 to 8205, put up in sets for retail sale ...	-	-	6	5		
Hand tools and tools (including glaziers' diamonds) not elsewhere specified or included; welding lamps and ...	0	10	384	1,052	132,107%	10,870%
Interchangeable tools for hand tools, mechanical or not, or for machine tools (stamping, stamping, ...	32	161	57	95	76%	-41%
Razors and razor blades (including razor blade blanks in strips)	53	291	28	175	-47%	-40%
Handsaws; blades for saws of all kinds (including slitting, slotting or toothless saw blades)	-	-	99	145		
ARTICLES OF SPARTERY OR OF BASKETWORK	50	52	84	31	66%	-41%
Plaits and similar articles of plaiting materials, whether or not assembled into strips; braiding materials, braids and arti ...	50	52	84	31	66%	-41%
MISCELLANEOUS MANUFACTURED ARTICLES	1,748	1,434	1,119	1,109	-36%	-23%
Slates and boards for writing or drawing, whether or not framed	-	-	6	2		
Brooms and brushes, whether or not forming parts of machines, apparatus or vehicles, mechanical brooms for ...	1,008	196	457	404	-55%	106%
Insulating bottles and other mounted isothermal receptacles, whose insulation is provided by vacuum, as well as ...	205	127	305	102	49%	-20%
Lighters and lighters (excluding lighters of heading 3603), whether or not mechanical or electric, and parts thereof...	-	-	2	307		
Pencils (other than pencils of heading 9608), crayons, pencil leads, pastels, drawing charcoals, writing or drawing chalks and tailors' chalks	-	-	75	27		
Slide fasteners and parts thereof	-	-	4	5		
Tailors' dummies and other lay figures; automata and other animated displays used for shop window dressing	-	-	1	2		
Prepared vegetable or mineral materials and articles thereof, nes; articles moulded or cut of wax,...	-	-	1	5		

Products	July - Sept 2023		July - Sept 2024		Variation weight	Variation value
	Quantity (t)	Fob Value (M.CFAF)	Quantity (t)	Fob Value (M.CFAF)		
Styling combs, hairdressing combs, barrettes and the like; hair pins; pliers-guiches, waved ...	-	-	35	4		
Typewriter ribbons and similar ribbons, inked or otherwise prepared for leash...	-	-	0	2		
Sanitary napkins and tampons, nappies and diapers for babies and similar articles, of any material...	430	410	126	76	-71%	-81%
Ballpoint pens and pencils; pens and markers with felt or other porous tips; fountain pens and other ...	105	701	76	166	-27%	-76%
Hand sieves and hand riddles	-	-	28	5		
Toilet sprays, their mounts and mount heads; powder puffs and puffs or for the application...	-	-	1	1		
MISCELLANEOUS ARTICLES OF BASE METAL	588	1,087	1,679	2,336	185%	115%
Stoppers (including crown caps, screw caps and pourers), lids, capsule ...	553	1,018	929	1,763	68%	73%
Padlocks, locks and bolts (keyed, secretive or electric), of base metal; clasps and frames-clasps co...	-	-	200	48		
Binders, files, filing boxes, copy holders, pencil cases, stamp holders and similar equipment and supplies.	-	-	20	8		
Bells, bells, gongs and the like, non-electric, of base metal; statuettes and other objects of...	-	-	119	257		
Safes, armoured doors and compartments for vaults, safes and security cassettes and articles if ...	-	-	79	22		
Wires, rods, tubes, plates, electrodes and similar articles, of base metal or of metal carbides, etc.	29	21	160	91	460%	342%
Fittings, fittings and similar articles of base metal for furniture, doors, stairs, windows, shutters, etc.	1	10	137	98	11,914%	904%
Information plates, name plates, address plates and similar plates, numbers, letters and different signs...	4	1	21	39	495%	2878%
Flexible tubing of base metal, with or without fittings	2	38	13	10	455%	-72%
ARTICLES OF LEATHER; CROPPERS OR SADDLES; TRAVEL ARTICLES, HANDBAGS AND SIMILAR CONTAINERS...	1,867	669	1,100	517	-41%	-23%
Saddlery or saddlery articles for all animals (including lines, leashes, knee pads, muzzles, etc.	-	-	4	1		
Trunks, suitcases and cases, including toiletry cases and briefcases, towels, car ...	1,841	626	1,077	452	-41%	-28%
Articles of apparel and clothing accessories, of leather or of composition leather	26	43	20	64	-24%	50%
ARTICLES OF IRON OR STEEL	32,736	15,997	10,168	12,202	-69%	-24%
Tube or pipe fittings (for example, couplings, elbows, sleeves), of iron or steel	70	226	181	562	160%	149%
Sewing needles, knitting needles, lace loops, hooks, embroidery punches and similar articles, for us...	-	-	13	17		
Anchors, grapples and parts thereof, of cast iron, iron or steel	-	-	11	20		
Household or household articles and parts thereof, of cast iron, iron or steel; steel or steel wool; epo ...	230	137	414	298	80%	118%
Hygiene or toilet articles, and parts thereof, of cast iron, iron or steel	0	17	33	8	9922%	-53%
Other articles of iron or steel	9,622	600	774	1,215	-92%	103%
Other cast articles of iron or steel	249	79	247	153	-1%	95%
Other tubes and pipes (welded or riveted, for example), of circular section, of an external diameter exceeding 406,...	57	52	12	109	-79%	108%
Other tubes, pipes and hollow profiles (for example, open seam or welded, riveted or similarly closed), of iron or steel	3,553	4,135	419	649	-88%	-84%
Chains, chains and parts thereof, of cast iron, iron or steel	148	688	46	72	-69%	-90%
Constructions and parts of constructions (bridges and parts of bridges, lock gates, towers, pylons, pillars, c ...	13,919	4,880	3,124	3,297	-78%	-32%
Elements of railway tracks, in cast iron, iron or steel: rails, guard rails and racks, needles, heart points, etc.	1,784	1,348	-	-	-100%	-100%
Sheet piling of iron or steel, whether or not drilled, punched or made from assembled elements; welded angles, shapes and sections, of iron or steel	1	3	27	13	5198%	354%
Stoves, boilers, cookers (including those which can be used incidentally for heating a hundred ...	594	216	1,619	578	172%	168%
Spikes, nails, tacks, pointed crampons, corrugated or bevelled staples and similar articles, of cast iron, iron, etc.	-	-	94	17		

Products	July - Sept 2023		July - Sept 2024		Variation weight	Variation value
	Quantity (t)	Fob Value (M.CFAF)	Quantity (t)	Fob Value (M.CFAF)		
Containers for compressed or liquefied gas, of iron or steel	698	1,159	1,067	1,258	53%	9%
Tanks, tuns, vats and similar containers for all materials (except compressed or liquefied gases ...	231	824	121	368	-48%	-55%
Tanks, drums, drums, cans, boxes and similar receptacles, for all materials (except co ...	83	129	72	99	-13%	-23%
Springs and leaf springs, of iron or steel	-	-	113	117		
Artificial brambles of iron or steel; twists, barbed or not, of wire or strip of iron or steel, ...	-	-	27	26		
Wire fabrics (including continuous or endless fabrics), netting and mesh, of iron or steel wire; ...	282	196	154	262	-45%	34%
Stranded wires, cables, braids, slings and similar articles, of iron or steel, not electrically insulated ...	31	57	93	162	199%	182%
Tubes, pipes and hollow profiles, of cast iron	-	-	4	69		
Tubes, pipes and hollow profiles, seamless, of iron or steel	914	949	1,270	1,844	39%	94%
Screws, bolts, nuts, lag screws, thread hooks, rivets, pins, dowels, keys, washers (including ...	75	233	232	990	208%	326%
ARTICLES OF STONE, PLASTER, CEMENT, ASBESTOS, MICA OR SIMILAR MATERIALS	591	479	3,775	872	539%	82%
Natural or artificial abrasives in powder or grains, applied to textile products, paper, cardboard or other ...	22	28	10	12	-56%	-58%
Asbestos (asbestos), worked, of fibres; mixtures based on asbestos or based on asbestos and magnesium carbonate;	3	3	0	2	-87%	-44%
Worked slate and articles of slate or of agglomerated slate	1	27	11	5	686%	-80%
Friction linings (plates, rollers, bands, segments, discs, washers, pads, for example), not fitted ...	9	35	69	58	665%	67%
Slag wool, slag wool, rock wool and similar mineral wool; expanded vermiculite, expanded clays, mo...	-	-	358	245		
Wheels and similar articles, without frames, to grind, to defibrate, to grind, to sharpen, to polish, to rectify, to tran ...	-	-	23	64		
Articles of asbestos-cement, of cellulose fibre-cement or the like	67	117	0	0	-99%	-100%
Articles of asphalt or of similar products (e.g. petroleum pitch, pitches)	145	36	1,199	174	728%	381%
Articles of cement, of concrete or of artificial stone, whether or not reinforced	-	-	88	20		
Articles of stone or of other mineral materials (including carbon fibres, articles of these materials, etc.	53	74	0	10	-100%	-86%
Articles of plaster or of compositions based on plaster	106	16	1,226	195	1059%	1152%
Panels, planks, tiles, blocks and similar articles, of vegetable fibres, straw or shavings, wafer ...	-	-	50	9		
Pavers, curbs and paving slabs, of natural stone (other than slate)	22	40	-	-	-100%	-100%
Worked freestone or building stones (other than slate) and articles thereof, excluding ...	162	102	742	77	358%	-24%
PAPERS AND CARDBOARDS; ARTICLES OF CELLULOSE PULP, OF PAPER OR OF PAPERBOARD	31,507	12,153	41,349	15,916	31%	31%
Other paper and cardboard, uncoated or coated, in rolls or sheets, which has not undergone further processing.	2,278	559	3,078	878	35%	57%
Other paper, cardboard, cellulose wadding and webs of cellulose fibres cut to size; other works in ...	103	220	5,931	886	5662%	303%
Filter blocks, slabs and plates, of paper pulp	-	-	15	60		
Boxes, bags, pouches, cones and other packaging made of paper, cardboard, cellulose wadding or webs of ...	3,380	2,448	3,420	1,853	1%	-24%
Envelopes, letter cards, non-illustrated postcards and correspondence cards, of paper or cardboard; drinks ...	131	26	125	27	-5%	5%
Labels of all kinds, in paper or cardboard, printed or not	260	714	507	1,767	95%	147%
Newsprint, in rolls or sheets	209	83	661	271	217%	225%
Carbon papers, so-called "carbonless" papers and other papers for duplication or transfers (including papers ...	287	117	144	124	-50%	6%
Papers of a kind used for toilet papers and similar papers, cellulose wadding or fibre webs...	149	114	235	209	58%	83%
Papers of a kind used for toilet paper, for cleansing towels, for hand towels, for napkins, etc.	513	457	1,384	1,138	170%	149%

Products	July - Sept 2023		July - Sept 2024		Variation weight	Variation value
	Quantity (t)	Fob Value (M.CFAF)	Quantity (t)	Fob Value (M.CFAF)		
Paper and cardboard assembled flat by gluing, uncoated, surface coated or impregnated, even reinforced i...	26	6	73	32	184%	423%
Paper and board coated with kaolin or other inorganic substances on one or both sides, with or on ...	410	240	1,925	921	369%	283%
Kraft paper and paperboard, uncoated or coated, in rolls or sheets, other than that of heading 4802 or 4803 ...	3,761	1,703	2,566	1,295	-32%	-24%
Corrugated paper and cardboard (even with covering by gluing), creped, pleated, embossed, embossed or perforated, in ...	1	2	1,122	582	91,922%	33,731%
Greaseproof paper and cardboard, greaseproof papers, tracing papers and so-called "crystal" paper and other c ...	-	-	24	12		
Paper and paperboard, uncoated or coated, of a kind used for writing, printing or other graphic purposes...	2,840	1,083	3,718	1,606	31%	48%
Wallpaper and similar wallcoverings; window transparencies of paper	-	-	1	3		
Paper, cardboard, cellulose wadding and cellulose fibre webs, coated, coated, impregnated, covered, collar, etc.	338	676	691	1,037	104%	53%
Registers, accounting books, notebooks (of notes, orders, receipts), agendas, memorandum pads, notepads ...	7,167	1,896	8,715	2,185	22%	15%
Bobbins, spools, cops and similar supports, of paper pulp, paper or paperboard (whether or not perforated or hardened)	8,752	1,244	6,747	914	-23%	-27%
UMBRELLAS, SUN UMBRELLAS, WALKING STICKS, SEAT-STICKS, WHIPS, RIDING-CROPS AND PARTS THEREOF	101	97	119	22	18%	-77%
Umbrellas and sun umbrellas (including walking-stick umbrellas, garden umbrellas and similar umbrellas)	101	97	119	22	18%	-77%
PULP OF WOOD OR OF OTHER FIBROUS CELLULOSIC MATERIAL; RECOVERED (WASTE AND SCRAP) PAPER OR PAPERBOARD...	1,536	1,480	737	672	-52%	-55%
Recycling paper or cardboard (waste and scrap)	-	-	25	1		
Chemical wood pulp, soda or sulphate, other than dissolving pastes	1,536	1,480	712	671	-54%	-55%
NATURAL OR CULTURED PEARLS, PRECIOUS OR SIMILAR STONES, PRECIOUS METALS, METALS CLAD WITH PRECIOUS METALS AND...	-	-	5	35		
Imitation jewellery	-	-	3	24		
Articles of fine or cultured pearls, gemstones or synthetic or reconstituted stones ...	-	-	2	11		
LIVE TREES AND OTHER PLANTS; BULBS, ROOTS AND THE LIKE; CUT FLOWERS AND ORNAMENTAL FOLIAGE	34	11	-	-	-100%	-100%
Cut flowers and flower buds of a kind suitable for bouquets or for ornamental purposes, fresh, dried, dyed, bleached, impregnated or otherwise prepared	34	11	-	-	-100%	-100%
LEAD AND ARTICLES THEREOF	-	-	14	13		
Lead plates, sheets, strip and foil; lead powders and flakes	-	-	14	13		
PREPARED FEATHERS AND DOWN AND ARTICLES MADE OF FEATHERS OR OF DOWN; ARTIFICIAL FLOWERS; ARTICLES OF HUMAN HAIR	2	1	6	18	154%	1425%
Artificial flowers, foliage and fruit and parts thereof; articles made of artificial flowers, foliage or fruit	2	1	6	18	154%	1425%
FISH AND CRUSTACEANS, MOLLUSCS AND OTHER AQUATIC INVERTEBRATES	34,672	22,871	47,230	32,427	36%	42%
Flour, powder and pellets, of fish or of crustaceans, molluscs or other aquatic invertebrates, fit for human consumption	-	-	91	105		
Fish, frozen, excluding fish fillets and other fish meat of heading 0304	34,672	22,871	47,139	32,322	36%	41%
EXPLOSIVES; PYROTECHNIC PRODUCTS; MATCHES; PYROPHORIC ALLOYS; CERTAIN COMBUSTIBLE PREPARATIONS	154	745	163	264	6%	-65%
Fireworks, signalling flares, rain rockets, fog signals and other pyrotechnic articles	0	10	-	-	-100%	-100%
Prepared explosives, other than propellant powders	58	213	101	199	75%	-7%
Ferrocium and other pyrophoric alloys in all forms; articles in flammable materials mentioned in note...	-	-	56	53		
Safety fuses; detonating fuses; percussion or detonating caps; igniters; electric detonators	96	523	6	12	-94%	-98%

Products	July - Sept 2023		July - Sept 2024		Variation weight	Variation value
	Quantity (t)	Fob Value (M.CFAF)	Quantity (t)	Fob Value (M.CFAF)		
PREPARATIONS OF CEREALS, FLOUR, STARCH OR MILK; PASTRYCOOKS' PRODUCTS	10,458	7,971	5,827	6,586	-44%	-17%
Malt extracts; food preparations of flour, groats, semolina, starches, starches or malt extracts, do not ...	8,799	7,403	3,549	5,838	-60%	-21%
Pasta, whether or not cooked or stuffed (with meat or other substances) or otherwise prepared, such as...	1,507	464	1,408	298	-7%	-36%
Cereal-based products obtained by blowing or roasting (e.g. corn flakes); cereals (other than m ...	113	39	312	212	175%	436%
Bakery, pastry or biscuit products, whether or not containing added cocoa; hosts, empty seals ...	38	65	558	239	1372%	268%
MISCELLANEOUS EDIBLE PREPARATIONS	6,872	12,900	8,611	11,439	25%	-11%
Extracts, essences and concentrates of coffee, tea or maté and preparations with a basis of these products or with a basis of coffee ...	71	133	173	477	142%	259%
Edible ice cream, whether or not containing cocoa	20	29	13	23	-37%	-21%
Yeasts (live or dead); other single-cell micro-organisms, dead (but not including vaccines of heading 3002);...	771	859	1,346	1,407	75%	64%
Food preparations not elsewhere specified or included	5,082	10,749	3,656	5,980	-28%	-44%
Sauces and preparations thereof; mixed condiments and mixed seasonings; mustard flour and meal and prepared mustard	918	1,073	2,515	2,653	174%	147%
Preparations for soups, broths or broths; prepared soups, broths or broths; food preparations co ...	11	57	908	899	8110%	1471%
PREPARATIONS OF VEGETABLES, FRUIT, NUTS OR OTHER PARTS OF PLANTS	3,833	3,366	5,014	3,573	31%	6%
Other vegetables prepared or preserved otherwise than by vinegar or acetic acid, frozen, other than products of heading 2006	47	38	67	48	45%	26%
Other vegetables prepared or preserved otherwise than by vinegar or acetic acid, not frozen, other than p...	351	89	184	79	-47%	-10%
Mushrooms and truffles, prepared or preserved otherwise than by vinegar or acetic acid	22	5	20	7	-6%	49%
Jams, jellies, marmalades, purees and fruit pastes, obtained by cooking, with or without added sugar or ...	-	-	101	55		
Fruits and other edible parts of plants, otherwise prepared or preserved, with or without added sugar or...	-	-	170	193		
Fruit (including grape must) or vegetable juices, unfermented, without added alcohol, with or without ad...	906	1,169	634	551	-30%	-53%
Tomatoes prepared or preserved otherwise than by vinegar or acetic acid	2,508	2,066	3,838	2,639	53%	28%
PREPARATIONS OF MEAT, OF FISH OR OF CRUSTACEANS, MOLLUSCS OR OTHER AQUATIC INVERTEBRATES...	1,049	905	861	755	-18%	-16%
Other prepared or preserved meat, meat offal or blood	147	109	257	157	75%	43%
Prepared or preserved fish; caviar and caviar substitutes prepared from fish eggs	854	743	494	412	-42%	-45%
Sausages and similar products, of meat, meat offal or blood; food preparations based on these products	27	35	110	187	306%	437%
CERAMIC PRODUCTS	47,704	6,239	32,793	6,754	-31%	8%
Ceramic apparatus and articles for chemical or other technical uses; troughs, bins and containers if ...	-	-	0	2		
Other refractory ceramic articles (retorts, crucibles, muffles, nozzles, buffers, supports, cups, tubes, etc.	9	35	137	37	1411%	8%
Other ceramic articles	-	-	24	3		
Ceramic building bricks, flooring blocks, support or filler tiles and the like	-	-	2,205	274		
Bricks, slabs, tiles and other ceramic pieces, of fossil siliceous flour (e.g. kieselguhr, tripolite, diatom...	-	-	196	28		
Bricks, slabs, tiles and similar ceramic construction pieces, refractories, other than those made from flour, etc.	755	419	2,620	2,024	247%	383%
Tiles and slabs for paving or covering, of ceramic; cubes, dice and similar articles for mosaics, of ...	43,059	5,201	20,958	2,906	-51%	-44%
Sinks, washbasins, washbasin columns, bathtubs, bidets, toilet bowls, cisterns, urinals and appliances ...	1,027	157	3,843	973	274%	520%
Statuettes and other ornamental ceramic articles	-	-	22	6		
Tableware, other household articles or household economy articles and hygiene or toilet articles, of ceramic, ...	557	61	925	183	66%	201%

Products	July - Sept 2023		July - Sept 2024		Variation weight	Variation value
	Quantity (t)	Fob Value (M.CFAF)	Quantity (t)	Fob Value (M.CFAF)		
Tableware, other household or domestic economy articles and hygiene or toilet articles, of porcelain, etc.	2,242	357	1,627	288	-27%	-19%
INORGANIC CHEMICALS; INORGANIC OR ORGANIC COMPOUNDS OF PRECIOUS METALS, RADIOACTIVE ELEMENTS, ...	67,569	14,784	67,525	16,855	0%	14%
Nitric acid; sulphonitric acids	-	-	129	37		
Sulphuric acid; oleum	1,714	283	671	90	-61%	-68%
Ammonia, anhydrous or in aqueous solution	761	220	41	11	-95%	-95%
Other inorganic acids and other inorganic oxygenates of non-metallic elements...	69	77	108	129	58%	67%
Other salts of inorganic acids or peroxyacids (including aluminosilicates of chemically defined ...	-	-	1	2		
Borates; peroxoborates (perborates)	215	116	82	35	-62%	-70%
Carbonates; peroxocarbonates (percarbonates); commercial ammonium carbonate containing ammonium carbamate	11,488	1,063	15,769	1,398	37%	31%
Carbon (carbon blacks and other forms of carbon not elsewhere specified or included)	200	43	1	2	-99%	-96%
Carbides, whether or not chemically defined	168	54	96	19	-43%	-66%
Chlorates and perchlorates; bromates and perbromates; iodates and periodates	25	30	7	213	-70%	622%
Hydrogen chloride (hydrochloric acid); chlorosulphuric acid	682	105	47	10	-93%	-90%
Chlorides, chloride oxides and chloride hydroxides; bromides and bromide oxides; iodides and iodide oxides	639	211	326	120	-49%	-43%
Artificial corundum, whether or not chemically defined; aluminium oxide; aluminium hydroxide	37,122	8,908	33,918	11,651	-9%	31%
Cyanides, cyanide oxides and complex cyanides	-	-	20	7		
Radioactive chemical elements and radioactive isotopes (including the fissile or fertile chemical elements and isotopes) and their compounds;	-	-	3	3		
Fluorides; fluorosilicates, fluoroaluminates and other complex fluorine salts	1,914	501	929	341	-51%	-32%
Hydrazine and hydroxylamine and their inorganic salts; other inorganic bases; other oxides, hydroxides and pero ...	-	-	0	3		
Hydrogen, rare gases and other non-metals	32	34	132	61	319%	83%
Sodium hydroxide (caustic soda); potassium hydroxide (caustic potash); peroxides of sodium or potassium	7,048	2,122	9,700	1,708	38%	-20%
Hypochlorites; commercial calcium hypochlorite; chlorites; hypobromites	15	22	178	133	1059%	497%
Alkali or alkaline-earth metals; rare-earth metals, scandium and yttrium, whether or not intermixed or interalloyed ...	20	5	-	-	-100%	-100%
Zinc oxide; zinc peroxide	3	7	7	16	120%	142%
Boron oxides; boric acids	37	36	-	-	-100%	-100%
Titanium oxides	98	126	-	-	-100%	-100%
Chromium oxides and hydroxides	-	-	1	2		
Iron oxides and hydroxides; earth colours containing by weight 70% or more of combined iron, evaluated as Fe2O3...	-	-	24	43		
Diphosphorus pentoxide; Phosphoric acid; polyphosphoric acids, whether or not chemically defined ...	-	-	18	13		
Hydrogen peroxide, whether or not solidified with urea	23	8	-	-	-100%	-100%
Phosphinates (hypophosphites), phosphonates (phosphites) and phosphates; polyphosphates, chemically de ...	573	378	446	177	-22%	-53%
Silicates; commercial alkali metal silicates	416	127	503	87	21%	-32%
Sulphates; alums; peroxosulphates (persulphates)	4306	311	4365	540	1%	74%
Sulphites; thiosulphates	-	-	3	7		



Products	July - Sept 2023		July - Sept 2024		Variation weight	Variation value
	Quantity (t)	Fob Value (M.CFAF)	Quantity (t)	Fob Value (M.CFAF)		
ORGANIC CHEMICALS	4444	3436	4412	3560	-1%	4%
Carboxylic acids containing additional oxygen functions and their anhydrides, halides, peroxides, etc.	544	329	666	336	23%	2%
Unsaturated acyclic monocarboxylic acids and cyclic monocarboxylic acids, their anhydrides, halides, etc.	20	37	35	42	73%	15%
Saturated acyclic monocarboxylic acids and their anhydrides, halides, peroxides and peroxyacids; their derri ...	157	148	331	260	110%	76%
Nucleic acids and their salts, whether or not chemically defined; other heterocyclic compounds	-	-	26	35		
Polycarboxylic acids, their anhydrides, halides, peroxides and peroxyacids; their halogenated derivatives, sulfon ...	13	13	44	17	249%	37%
Acyclic alcohols and their halogenated, sulphonated, nitrated or nitrosated derivatives	1103	521	482	306	-56%	-41%
Cyclic alcohols and their halogenated, sulphonated, nitrated or nitrosated derivatives	-	-	2	11		
Aldehydes, whether or not with other oxygen function; cyclic polymers of aldehydes; paraformaldehyde	83	93	274	46	231%	-50%
Other organic compounds	-	-	12	13		
Other organo-inorganic compounds	-	-	2	9		
Ketones and quinones, whether or not with other oxygen function, and their halogenated, sulphonated, nitrated or nitrosated derivatives	113	87	94	83	-17%	-5%
Compounds with other nitrogen functions	774	871	1248	1266	61%	45%
Amine-function compounds	19	13	-	-	-100%	-100%
Carboxyamide-function compounds; amide-function compounds of carbonic acid	-	-	10	22		
Carboxyimide-function compounds (including saccharin and its salts) and imine-function compounds	1	5	1	4	-9%	-15%
Oxygen-function amino-compounds	1176	929	686	577	-42%	-38%
Heterocyclic compounds with nitrogen hetero-atom(s) only	25	105	41	54	61%	-49%
Heterocyclic compounds with oxygen hetero-atom(s) only	-	-	3	8		
Halogenated derivatives of hydrocarbons	247	75	273	102	11%	37%
Ethers, ethers-alcohols, ethers-phenols, ethers-alcohols-phenols, peroxides of alcohols, peroxides of ethers, peroxides ...	25	38	12	26	-51%	-33%
Acyclic hydrocarbons	64	68	35	25	-46%	-64%
Cyclic hydrocarbons	-	-	13	10		
Provitamins and vitamins, natural or reproduced by synthesis (including natural concentrates), as well as...	24	42	77	228	217%	438%
Quaternary ammonium salts and hydroxides; lecithins and other phosphoaminolipids, whether or not chemically defined	-	-	28	57		
Sulphonamides	57	62	1	5	-98%	-92%
Organo-sulphur compounds	-	-	14	18		
PRODUCTS OF THE MILLING INDUSTRY; MALT; STARCHES; INULIN; WHEAT GLUTEN	36,698	15,814	30275	10,774	-18%	-32%
Starches; inulin	878	306	544	156	-38%	-49%
Cereal flours other than of wheat or meslin	-	-	1	8		
Wheat or meslin flour	2	1	-	-	-100%	-100%
Wheat gluten, whether or not dry	185	268	70	112	-62%	-58%
Cereal grains otherwise worked (hulled, flattened, flaked, pearled, sliced or crushed, for example), ...	-	-	5	3		
Cereal groats, meal and pellets	4943	1776	5632	1476	14%	-17%
Malt, whether or not roasted	30689	13,462	24,022	9019	-22%	-33%

Products	July - Sept 2023		July - Sept 2024		Variation weight	Variation value
	Quantity (t)	Fob Value (M.CFAF)	Quantity (t)	Fob Value (M.CFAF)		
PRINTED BOOKS, NEWSPAPERS, PICTURES AND OTHER PRODUCTS OF THE PRINTING INDUSTRY; MANUSCRIPTS, TYPESCRIPTS AND PLANS	1321	2554	3123	3903	136%	53%
Children's picture, drawing or colouring books	-	-	7	14		
Other printed matter, including printed pictures and photographs	8	46	208	409	2672%	800%
Calendars of any kind, printed, including calendar blocks	-	-	33	66		
Printed books, brochures, leaflets and similar printed matter, whether or not in single sheets	1313	2508	2867	3386	118%	35%
Maps and hydrographic or similar charts of all kinds, including atlases, wall maps, topographical plans and globes, printed	-	-	2	6		
Postage stamps, revenue stamps and the like, not canceled, current or intended to be valid in the country in ...	-	-	6	22		
MISCELLANEOUS CHEMICAL PRODUCTS	9425	10,291	13,559	17,039	44%	66%
Industrial monocarboxylic fatty acids; acid oils from refining; industrial fatty alcohols	26	40	77	83	198%	107%
Sizing or finishing agents, dyeing or fixing accelerators for colouring matters and other products ...	1	2	95	38	16,491%	1905%
Biodiesel and mixtures thereof, not containing or containing less than 70 % by weight of petroleum oils or oils obtained from bituminous minerals	3	12	-	-	-100%	-100%
Activated carbon; activated natural mineral products; animal black, including spent animal black	227	196	242	275	7%	40%
Cements, mortars, concretes and similar refractory compositions, other than products of heading 3801...	941	304	1523	421	62%	39%
Preparations and charges for fire-extinguishers; charged fire-extinguishing grenades	-	-	21	12		
Wood tars; wood tar oils; wood creosote; methylene; pitches, vegetable; brewers' pitches and preparations thereof;...	2	3	-	-	-100%	-100%
Artificial graphite; colloidal or semi-colloidal graphite; preparations based on graphite or other carbon, in ...	4	10	66	98	1433%	883%
Reaction initiators, reaction accelerators and catalytic preparations, not elsewhere specified or included ...	3	13	8	32	173%	141%
Insecticides, rodents, fungicides, herbicides, germination inhibitors and growth regulators for plants	4134	7738	5852	12,184	42%	57%
Prepared binders for foundry molds or cores; chemicals and preparations of the chemical or chemical industries.	2346	1101	4582	2202	95%	100%
Fluids for hydraulic brakes and other fluids prepared for hydraulic transmissions, not containing h...	5	11	63	128	1276%	1055%
Culture media prepared for the growth and maintenance of micro-organisms (including viruses and o...	4	12	6	34	44%	187%
Anti-knock preparations, oxidation inhibitors, peptizing additives, viscosity improvers, anti-additives ...	81	263	102	344	25%	31%
Anti-freezing preparations and prepared de-icing fluids	-	-	29	13		
Preparations known as "vulcanization accelerators"; Composite plasticizers for rubber or plastic materials.	-	-	28	14		
Preparations for pickling metals; soldering or brazing flux and other auxiliary preparations for soldering ...	-	-	221	427		
Diagnostic or laboratory reagents on any support and prepared diagnostic or laboratory reagents, even...	37	74	20	437	-46%	493%
Composite organic solvents and thinners, not elsewhere specified or included; preparations designed to remove ...	1612	513	625	298	-61%	-42%
PHARMACEUTICAL PRODUCTS	7270	33,573	4702	33799	-35%	1%
Medicines (excluding products of heading 3002, 3005 or 3006) consisting of products mixed together, ...	-	-	67	264		
Medicines (excluding products of heading 3002, 3005 or 3006) consisting of mixed or unmixed products...	3217	5779	4160	30,714	29%	431%
Wadding, gauze, tapes and similar articles (dressings, plasters, sinapisms, for example), impregnated or covered ...	191	460	140	185	-27%	-60%
Pharmaceutical goods specified in note 4 to this chapter	352	195	25	589	-93%	201%
Human blood; animal blood prepared for therapeutic, prophylactic or diagnostic uses; antisera, others fr...	-	-	10	28		
PHOTOGRAPHIC OR CINEMATOGRAPHIC PRODUCTS	13	26	64	80	380%	212%

Products	July - Sept 2023		July - Sept 2024		Variation weight	Variation value
	Quantity (t)	Fob Value (M.CFAF)	Quantity (t)	Fob Value (M.CFAF)		
Photographic paper, paperboard and textiles, sensitised, unexposed	-	-	17	4		
Plates and flat films, photographic, sensitized, unimpressed, in materials other than paper, cardboard or ...	-	-	27	12		
Chemical preparations for photographic uses, other than varnishes, glues, adhesives and similar preparations...	13	26	20	64	49%	148%
HARDWARE	4651	3462	465	414	-90%	-88%
NUCLEAR REACTORS, BOILERS, MACHINERY AND MECHANICAL APPLIANCES; PARTS THEREOF	38,486	40,650	43091	97897	12%	141%
Auxiliary devices for boilers of heading 8402 or 8403 (economizers, superheaters, chimney sweeping or gas recovery devices ...	9225	4	4	12	-100%	215%
Weighing apparatus and instruments, including scales and scales for checking machined parts, but excluding...	15	115	317	438	1970%	281%
Mechanical apparatus (including hand-held) for projecting, dispersing or spraying liquids or powders; extinct ...	48	206	424	1037	780%	403%
Laboratory apparatus, devices or equipment, whether or not electrically heated (excluding ovens and other...	9356	691	3867	2246	-59%	225%
Transmission shafts (including camshafts and crankshafts) and cranks; bearings and bushings; eng ...	0	4	109	585	61,516%	16,605%
Taps, valves and similar devices for pipes, boilers, tanks, vats or similar containers...	37	719	4047	1574	10,881%	119%
Other office machines and devices (hectographic or stencil duplicators, address printing machines, etc.	8	58	12	2	57%	-97%
Other lifting, loading, unloading or handling machines and devices (elevators, mechanical stairs, etc.	186	697	777	2586	318%	271%
Other earthmoving, levelling, stripping, excavating, compacting, extracting or drilling machines and equipment.	3	3	59	204	2263%	6132%
Other machines and devices for agriculture, horticulture, forestry, poultry farming or bee-keeping, incl.	193	1015	156	676	-19%	-33%
Other machines and apparatus for working with pulp, paper or cardboard, including cutting machines.	80	350	8	5	-90%	-99%
Other machine tools for working metals or cermet, working without removing material ...	39	273	36	8	-8%	-97%
Other engines and motors	9	148	5	121	-47%	-18%
Bigues; cranes and blondes; overhead cranes, unloading or handling gantries, crane bridges, trolleys, etc.	198	483	9959	38387	4940%	7841%
Dozers (bulldozers), bias dozers (angledozers), graders, scrapers, mechanical shovels, excavate ...	3325	7495	4881	7617	47%	2%
Burners for fueling homes, for liquid fuels, for pulverized solid fuels or for gas; home ...	-	-	1	66		
Calendaring or other rolling machines, other than for metals or glass, and cylinders therefor	-	-	1	20		
Centrifuges, including centrifugal dryers; filtering or purifying machinery and apparatus, for liquids or gases	956	1225	1358	1746	42%	43%
Fork-lift trucks; other works trucks fitted with lifting or handling equipment	121	366	762	1885	530%	415%
Foundry frame; bottom plates for molds; models for molds; molds for metals (other than lingo ...	24	956	130	489	432%	-49%
Steam boilers (steam generators), other than central heating boilers designed to produce...	292	1047	59	46	-80%	-96%
Central heating boilers other than those of heading 8402	-	-	17	51		
Converters, ladles, ingots and casting machines (moulding) for metallurgy, steelworks or foundry ...	73	273	78	59	7%	-78%
Industrial or laboratory furnaces and ovens, including incinerators, non-electric	-	-	183	1226		
Air gas or water gas generators, with or without their purifiers; acetylene generators and generators ...	3	84	-	-	-100%	-100%
Metalloplastic seals; sets or assortments of gaskets of different composition presented in pouches, envelopes, etc.	3	43	29	122	758%	186%
Metal-rolling mills and rolls thereof	-	-	443	1106		
Forging or stamping machines (including presses), sheep, hammers and swifts for the work of...	33	50	70	83	109%	66%
Machines (including slide-type machining units) for drilling, boring, milling, threading or tapping metals by...	-	-	2	3		
Calculating machines and pocket machines for recording, reproducing and displaying information, or not ...	-	-	8	1		
Sewing machines, other than book sewing machines of heading 8440; furniture, bases and covers special...	27	3	169	245	530%	8165%
Deburring, sharpening, grinding, grinding, honing, polishing or other finishing operations machines, worked ...	-	-	15	5		

Products	July - Sept 2023		July - Sept 2024		Variation weight	Variation value
	Quantity (t)	Fob Value (M.CFAF)	Quantity (t)	Fob Value (M.CFAF)		
Dish washing machines; machines and apparatus for cleaning or drying bottles or other containers.	334	5425	745	5613	123%	3%
Washing machines, even with drying device	91	46	411	304	353%	558%
Planing machines, vices-filing machines, slotting machines, broaching, cutting gears, finishing gears, sawing ...	8	56	9	10	17%	-82%
Milking machines and dairy machinery	4	79	0	2	-98%	-98%
Automatic data processing machines and units thereof; magnetic or optical readers, ...	13	587	60	232	351%	-60%
Automatic goods-vending machines (for example, postage stamp, cigarette, food or beverage machines), including	-	-	1	30		
Machines and apparatus (other than machines of heading 8450) for washing, cleaning, spinning, drying, ...	2	3	38	303	1865%	9736%
Machines and apparatus for sorting, screening, separating, washing, crushing, crushing, mixing or mixing soil, stones, etc.	547	1507	1957	1863	258%	24%
Machines and auxiliary apparatus for machines of heading 8444, 8445, 8446 or 8447 (dobby, Jacquard machines, etc.	-	-	52	265		
Machines and mechanical appliances having individual functions, not specified or included elsewhere in this chapter	364	3897	793	2925	118%	-25%
Machinery for the manufacture or finishing of felt or nonwovens in pieces or in shapes, incl...	-	-	4	1		
Machines and apparatus for soldering or welding, whether or not capable of cutting, other than those of heading 8515; machines and ...	-	-	5	294		
Machines and apparatus for air conditioning comprising a motor-driven fan and specific devices...	178	307	4729	2554	2563%	732%
Extruders for working with rubber or plastics or for manufacturing products made from these materials	169	1259	325	2724	93%	116%
Machines and apparatus for printing by means of plates, cylinders and other printing elements of heading 8442...	59	77	125	233	110%	203%
Machines and apparatus, not specified or included elsewhere in this chapter, for preparation or manufacture ...	167	2098	293	2799	75%	33%
Knitting machines, stitch-bonding machines and machines for making gimped yarn, tulle, lace, embroidery, trimmings, ...	-	-	1	7		
Machines for additive manufacturing	-	-	0	10		
Machines for assembling electric or electronic lamps, tubes or valves or lamps for production ...	-	-	2	74		
Machines for spinning (extrusion), drawing, texturing or slicing man-made textile materials	-	-	6	38		
Machines for cleaning, sorting or screening grains or pulses; machines and apparatus for ...	215	780	116	549	-46%	-30%
Agricultural, horticultural or forestry machinery, apparatus and implements for soil preparation or tillage or for ...	18	49	148	235	723%	379%
Machines, apparatus and machinery for harvesting and threshing agricultural products, including straw balers ...	1	6	146	57	17,838%	907%
Machines, apparatus and materials (other than machines of headings 8456 to 8465) for preparation or manufacture of ...	8	32	21	24	176%	-27%
Machine tools (including machines for nailing, stapling, gluing or otherwise assembling) for woodworking,...	108	75	171	259	58%	247%
Machine tools for working stone, ceramic products, concrete, asbestos-cement or other materials ...	-	-	6	15		
Weaving machines (looms)	-	-	6	38		
Spark-ignition reciprocating or rotary internal combustion piston engines	138	71	173	196	25%	176%
Compression-ignition internal combustion piston engines (diesel or semi-diesel engines)	-	-	222	128		
Pneumatic, hydraulic or motor tools (electric or non-electric) incorporated, for use by hand ...	11	55	163	330	1408%	500%
Pulley tackle and hoists; winches and capstans; jacks	15	229	86	86	456%	-62%
Parts of machines or apparatus, not specified or included elsewhere in this chapter, not comprising ...	-	-	87	182		
Parts and accessories (other than cases, covers and the like) recognizable as being exclusively accept...	1	2	0	15	-59%	713%

Products	July - Sept 2023		July - Sept 2024		Variation weight	Variation value
	Quantity (t)	Fob Value (M.CFAF)	Quantity (t)	Fob Value (M.CFAF)		
Parts and accessories recognizable as being exclusively or mainly intended for machines of heading 8456...	9,225	4	71	230	-99%	6122%
Parts suitable for use solely or principally with the machinery of headings 8425 to 8	227	1291	736	1631	225%	26%
Parts recognizable as being exclusively or mainly intended for engines of heading 8407 or 8408...	-	-	113	4869		
Air or vacuum pumps, compressors for air or other gases and fans; extractor hoods or recycling...	352	527	824	913	134%	73%
Pumps for liquids, whether or not fitted with a measuring device; liquid elevators	127	792	458	1722	261%	117%
Refrigerators, freezer-conservators and other equipment, machines and apparatus for producing cold, ...	1787	3502	1873	2852	5%	-19%
Ball, roller, roller or needle bearings	0	6	51	109	13,359%	1629%
Lathes (including turning centres) for removing metal	-	-	38	159		
Hydraulic turbines, water wheels and their regulators	33	1363	17	87	-49%	-94%
Turbojets, turbopropellers and other gas turbines	-	-	4	266		
RESIDUES AND WASTE FROM THE FOOD INDUSTRIES; PREPARED ANIMAL FODDER	37,258	11,832	16,700	6914	-55%	-42%
Flours, powders and agglomerates in the form of pellets, meat, offal, fish or crustaceans, molluscs, etc.	46	32	-	-	-100%	-100%
Preparations of a kind used for feeding animals	4025	2702	6751	4404	68%	63%
Oil cake and other solid residues, whether or not crushed or agglomerated in the form of pellets, from the extraction of soybean oil	33,187	9097	9949	2509	-70%	-72%
SOAPS, ORGANIC SURFACE AGENTS, LAUNDRY PREPARATIONS, LUBRICANT PREPARATIONS,...	2599	2257	2138	2240	-18%	-1%
Organic surfactants (other than soaps); surfactant preparations, laundry preparations (incl.	1322	1319	1166	1433	-12%	9%
Candles, candles, tapers and similar articles	402	132	311	118	-23%	-10%
Polishes and creams for shoes, polishes, glosses for bodywork, glass or metals, pastes and powders for...	6	8	6	10	14%	34%
Artificial waxes and prepared waxes	52	118	25	22	-51%	-81%
Lubricating preparations (including cutting oils, preparations for releasing nuts, preparations, etc.	124	161	305	381	146%	137%
Soaps; organic surfactant products and preparations for use as soap, bars, bars, pieces or ...	693	520	323	276	-53%	-47%
SALT; SULPHUR; EARTHS AND STONE; PLASTERING MATERIALS, LIME AND CEMENT	610,161	16,932	819,583	19,298	34%	14%
Other clays (excluding expanded clays of heading 6806), andalusite, kyanite, sillimanite, whether or not calcined;...	131	47	257	91	96%	94%
Pebbles, gravel, crushed stones, of the types generally used for concreting or for the setting in of...	270	15	3	6	-99%	-60%
Natural magnesium carbonate (magnesite); electrofused magnesia; magnesia burnt to death (sintered), even containing...	110	33	164	48	48%	44%
Castines; lime or cement stones	-	-	1136	36		
Quicklime, slaked lime and hydraulic lime, other than calcium oxide and hydroxide of heading 2825...	4,796	625	2312	348	-52%	-44%
Hydraulic cements (including unpulvered cements known as "clinkers"), whether or not coloured	548,901	14,758	723062	16,031	32%	9%
Chalk	131	201	2069	178	1482%	-11%
Dolomite, whether or not sintered or calcined, including dolomite roughened or simply cut, by sawing or otherwise, e...	101	4	522	32	416%	718%
Fossil siliceous flour (kieselguhr, tripolite, diatomite, for example) and other similar siliceous earths,...	533	211	266	115	-50%	-46%
Natural graphite	-	-	0	12		
Gypsum; anhydrite; plasters, whether or not coloured or containing small amounts of accelerators or retarders ...	29,743	416	25460	1010	-14%	143%
Mineral substances not elsewhere specified or included	167	127	1124	196	573%	55%
Mica, including splittings; mica waste	-	-	10	1		

Products	July - Sept 2023		July - Sept 2024		Variation weight	Variation value
	Quantity (t)	Fob Value (M.CFAF)	Quantity (t)	Fob Value (M.CFAF)		
Natural calcium phosphates, natural aluminium calcium phosphates and phosphatic chalk	-	-	8	2		
Quartz (other than natural sands); quartzites, whether or not roughly cut or simply cut, by sawing or otherwise, ...	27	4	2	8	-93%	122%
Natural sands of all kinds, whether or not coloured, excluding metalliferous sands of Chapter 26...	-	-	2	2		
Salt (including prepared table salt and denatured salt) and pure sodium chloride, even in aqueous solution ...	24,675	411	62992	1117	155%	172%
Natural soapstone, whether or not roughly cut or simply cut, by sawing or otherwise, into shaped blocks or slabs ...	25	7	193	50	674%	627%
Natural barium sulfate (barite); natural barium carbonate (witherite), whether or not calcined, other than oxy...	552	75	2	15	-100%	-79%
SUGARS AND SUGAR CONFECTIONERY	75,041	29939	86,745	31,037	16%	4%
Other sugars, including chemically pure lactose, maltose, glucose and fructose (levulose), in their s ...	2,960	1234	3222	1049	9%	-15%
Sugar confectionery (including white chocolate), not containing cocoa	99	113	15	35	-84%	-69%
Cane or beet sugar and chemically pure sucrose, in solid form	71,982	28,593	83,508	29954	16%	5%
TOBACCO AND MANUFACTURED TOBACCO SUBSTITUTES	931	4220	1016	2615	9%	-38%
Other manufactured tobacco and manufactured tobacco substitutes; 'homogenised' or 'reconstituted' tobacco; tobacco extracts and essences	160	14	363	27	127%	87%
Cigars (including those with cut ends), cigarillos and cigarettes, of tobacco or of tobacco substitutes ...	771	4205	653	2588	-15%	-38%
CARPETS AND OTHER TEXTILE FLOOR COVERINGS	455	103	519	651	14%	534%
Other carpets and other textile floor coverings, whether or not made up	212	51	399	73	88%	43%
Carpets and other textile floor coverings, woven, not tufted or flocked, whether or not made up, including...	-	-	115	574		
Carpets and other textile floor coverings, tufted, whether or not made up	80	20	5	5	-93%	-78%
IMPREGNATED, COATED, COVERED OR LAMINATED TEXTILE FABRICS; TEXTILE ARTICLES OF A KIND SUITABLE FOR INDUSTRIAL USE	469	101	893	218	90%	115%
Other impregnated, coated or covered fabrics; painted canvases for theater sets, studio backdrops or other uses ...	-	-	15	7		
Conveyor belts or transmission belts of textile materials, whether or not impregnated, coated, covered with material, etc.	-	-	0	5		
Woven tires for tires obtained from high tenacity threads of nylon or other polyamides, pol ...	-	-	1	0		
Textile products and articles for technical uses, specified in note 7 to this chapter	-	-	16	36		
Rubberised textile fabrics, other than those of heading 5902	193	56	421	69	118%	23%
Fabrics impregnated, coated or covered with plastics or laminated with plastics, other than ...	277	45	425	93	54%	104%
Textile hosepiping and similar textile tubing, with or without lining, armour or accessories of other materials	-	-	14	7		
SPECIAL WOVEN FABRICS; TUFTED TEXTILE FABRICS; LACE; TAPESTRIES; TRIMMINGS; EMBROIDERY	-	-	6	6		
Narrow woven fabrics, other than goods of heading 5807; narrow fabrics consisting of warp without weft assembled by means of an adhesive (bolducs)	-	-	3	5		
Terry towelling and similar woven terry fabrics, other than narrow fabrics of heading 5806; tufted textile fabrics, other than products of heading 5703	-	-	4	1		
VEHICLES AND EQUIPMENT FOR RAILWAY OR SIMILAR TRACKS AND THEIR PARTS; MECHANICAL DEVICES ...	61	259	342	1082	463%	317%
Specially designed and equipped frames and containers (including tank-containers and tank-containers)...	56	39	258	499	364%	1192%
Fixed equipment for railways or the like; mechanical (including electromechanical) signalling devices, ...	-	-	0	4		
Parts of vehicles for railways or the like	5	221	83	579	1571%	162%
GLASS AND GLASSWARE	11,729	1848	27075	5007	131%	171%
Tubular bulbs and envelopes, open, and parts thereof, of glass, without fittings, for electric lamps, ...	-	-	20	4		

Products	July - Sept 2023		July - Sept 2024		Variation weight	Variation value
	Quantity (t)	Fob Value (M.CFAF)	Quantity (t)	Fob Value (M.CFAF)		
Other articles of glass	-	-	4	12		
Carboys, bottles, flasks, jars, jars, tubular packaging, ampoules and other transport containers or...	7,102	1258	13,862	2690	95%	114%
Cullet and other waste and scrap of glass; glass in the mass	2,487	102	5275	227	112%	123%
Glass fibres (including glass wool) and articles thereof (for example yarns, fabrics) ...	0	1	12	6	20,258%	478%
Ice (float glass and glass softened or polished on one or two sides) in plates or sheets, even with an absorbent layer ...	637	55	731	85	15%	56%
Glass mirrors, whether or not framed, including rear-view mirrors	24	11	277	76	1063%	584%
Glass objects for the service of the table, for the kitchen, the toilet, the office, the ornamentation of the apartments ...	714	211	1848	373	159%	76%
Pavers, slabs, bricks, tiles, tiles and other articles, of pressed or moulded glass, whether or not reinforced, for building ...	-	-	3	0		
Safety glass, consisting of glass which is tempered or formed from laminated sheets	212	52	269	252	27%	381%
So-called "cast" glass, in plates, sheets or profiles, even with an absorbent, reflective or non-reflective layer ...	-	-	112	11		
Glass in beads (other than microspheres of heading 7018), bars, rods or tubes, unworked, etc.	0	8	-	-	-100%	-100%
Drawn or blown glass, in sheets, whether or not with an absorbent, reflective or non-reflective layer, but not other ...	-	-	3609	963		
Laboratory, hygienic or pharmaceutical glassware, whether or not graduated or calibrated	5	17	24	89	406%	421%
Watch glasses and similar glasses, glasses for common or medical eyewear, curved, bent, hollowed or similar...	-	-	28	19		
Multiple-walled insulating units of glass	-	-	20	68		
ARTICLES OF APPAREL AND CLOTHING ACCESSORIES, NOT KNITTED OR CROCHETED	43	503	326	809	664%	61%
Other made-up clothing accessories; parts of garments or of clothing accessories, other than those of heading 6212	1	0	19	375	1456%	121,107%
Shirts and short-sleeved shirts, for men or boys	1	0	5	37	286%	11,918%
Women's or girls' blouses, shirts and shirt-blouses	-	-	1	9		
Suits or suits, sets, jackets, pants, overalls with suspenders, breeches and shorts (other than for ...	4	1	69	78	1812%	8319%
Tailored suits, sets, jackets, dresses, skirts, culottes, pants, overalls with suspenders, breeches and ...	21	392	54	18	160%	-95%
Ties, bow ties and cravats	-	-	3	14		
Gloves, mittens and mitts	-	-	0	11		
Body vests, briefs, boxers, nightgowns, pajamas, bathrobes, dressing gowns and similar items...	-	-	40	23		
Coats, peacoats, capes, anoraks, jackets and similar articles, for women or girls, excluding articles...	-	-	11	6		
Coats, peacoats, capes, anoraks, jackets and similar articles, for men or boys, excluding art...	-	-	4	22		
Brassieres, girdles, corsets, braces, suspenders, garters and similar articles and parts thereof, whether or not knitted or crocheted	1	0	6	45	428%	14,460%
Sports tracksuits (trainings), ski suits and sets, swimsuits, breeches and briefs; other ...	10	79	102	168	952%	112%
Garments, made up of fabrics of heading 5602, 5603, 5903, 5906 or 5907	-	-	13	2		
Babies' garments and clothing accessories	-	-	1	0		
CLOTHING AND CLOTHING ACCESSORIES, KNITTED	233	68	336	431	44%	538%
Other made-up clothing accessories, knitted or crocheted; knitted or crocheted parts of garments or of clothing accessories	-	-	6	34		
Other garments, knitted or crocheted	-	-	13	17		

Products	July - Sept 2023		July - Sept 2024		Variation weight	Variation value
	Quantity (t)	Fob Value (M.CFAF)	Quantity (t)	Fob Value (M.CFAF)		
Sweaters, pullovers, cardigans, cardigans and similar articles, including under-sweaters, knitted or crocheted...	-	-	2	8		
Men's or boys' shirts, knitted or crocheted	-	-	9	59		
Tights (panty hose), stockings, knee socks, socks and other hosiery, including tights (panty hose ...	-	-	6	45		
Jumpsuits or bottoms of dresses, petticoats, briefs, nightgowns, pajamas, negligee, bathrobes, bathrobes ...	-	-	8	6		
Suits or suits, sets, jackets, pants, overalls with suspenders, breeches and shorts (other than for ...	-	-	27	12		
Gloves, mittens and mitts, knitted or crocheted	-	-	40	23		
Briefs, boxers, nightgowns, pajamas, bathrobes, dressing gowns and similar articles, of knitted fabric...	39	8	4	22	-91%	162%
Tracksuits, ski suits and swimwear, knitted or crocheted	144	55	34	51	-76%	-8%
T-shirts, singlets and other vests, knitted or crocheted	50	4	75	138	48%	3185%
Clothing and clothing accessories, knitted or crocheted, for babies	-	-	114	16		
MEAT AND EDIBLE OFFAL	28	44	-	-	-100%	-100%
Meat and edible offal, of the poultry of heading 0105, fresh, chilled or frozen	28	44	-	-	-100%	-100%
VEHICLES OTHER THAN RAILWAY OR TRAMWAY ROLLING STOCK, AND PARTS AND ACCESSORIES...	22,525	51,586	30369	43,766	35%	-15%
Bicycles and other cycles (including delivery tricycles), not motorised	62	23	54	33	-13%	40%
Bodies (including cabs), for the motor vehicles of headings 8701 to 8705	-	-	34	112		
Automobile trolleys not fitted with a lifting device, of a kind used in factories, warehouses, shops, etc.	92	148	-	-	-100%	-100%
Tanks and other armoured fighting vehicles, motorised, whether or not fitted with weapons, and parts of such vehicles	72	590	-	-	-100%	-100%
Chassis fitted with engines, for the motor vehicles of headings 8701 to 8705	-	-	52	5		
Wheelchairs and other vehicles for invalids, even with motor or other propulsion mechanism ...	5	16	3	19	-39%	14%
Prams, strollers and similar cars for the transport of children, and parts thereof	24	10	-	-	-100%	-100%
Motorcycles (including mopeds) and cycles fitted with an auxiliary motor, with or without side-cars; side-cars	625	1257	988	1752	58%	39%
Parts and accessories of the motor vehicles of headings 8701 to 8705	12	52	861	1649	6846%	3063%
Parts and accessories of vehicles of headings 8711 to 8713	2,179	1117	3976	1732	83%	55%
Trailers and semi-trailers; other vehicles, not mechanically propelled; parts thereof	928	1177	1979	1600	113%	36%
Tractors (other than tractors of heading 8709)	2671	5821	1427	2173	-47%	-63%
Special(purpose motor vehicles, other than those primarily designed for the transport of persons or ...	212	363	642	861	202%	137%
Motor vehicles for the transport of ten or more persons, including the driver	1254	6855	565	1144	-55%	-83%
Vehicles used for cargo transport	5607	11,498	5244	5881	-6%	-49%
Passenger cars and other motor vehicles mainly designed for the transport of persons (other than...	8,000	22,067	14,510	26770	81%	21%
ZINC AND ARTICLES THEREOF	-	-	6	23		
Other articles of zinc	-	-	0	4		
Zinc dust, powders and flakes	-	-	5	20		

Source: CNSC

4. Average import freight rates for refrigerated or dry 20-foot and 40-foot containers in Q3 2024

Country of loading - AFRICA	Port of loading	Average import freight rate for TEUs (Million CFAF)			
		20 FRIGO	20 SEC	40 FRIGO	40 SEC
South Africa	Cape Town	-	1594	1706	2472
	Coega	-	-	-	2551
	Durban	-	1930	1434	1917
	Port Elizabeth	-	-	1784	1640
Algeria	Alger	-	-	-	1668
Angola	Lobito	-	-	-	993
Benin	Cotonou	-	-	-	1875
Congo - Brazzaville	Pointe-Noire	-	841	-	-
Côte d'Ivoire	Abidjan	-	695	-	1459
Djibouti	Djibouti	-	-	-	-
Egypt	Alexandria	-	1086	3280	1802
	Damiette	-	1262	-	1957
	El-Dekheila	-	-	-	7383
	Port-Saïd	-	981	-	1648
	Sokhna	-	-	-	1817
Gabon	Libreville	-	1026	-	-
Ghana	Takoradi	-	879	-	-
	Tema	-	582	-	1600
Guinea	Conakry	-	1312	-	842
Réunion Island	Pointe des Galets	-	-	-	1652
Mauritius Island	Port-Louis	-	-	-	1875
Kenya	Mombasa	-	-	-	-
Liberia	Monrovia	-	801	-	-
Morocco	Agadir	-	4264	2733	-
	Casablanca	-	1090	-	1764
	Tanger Med	-	2066	-	-
Mauritania	Nouadhibou	-	-	2439	2331
Mauritania	Nouakchott	-	-	2507	-
Nigeria	Apapa	-	500	-	2681
	Lagos	-	-	-	1905
	Tincan Island	-	1576	-	5766
Democratic Republic of Congo	Matadi	-	-	-	1059
Senegal	Dakar	-	686	1501	2328
Sierra Leone	Freetown	-	1211	-	2168
Tanzania	Dar es Salaam	-	1772	-	9242
Togo	Lome	-	-	-	1703
Tunisia	La Goulette	-	-	-	1837
	Radès	-	730	-	-
	Sfax	-	714	-	588
	Sousse	-	-	-	3936
	Tunis	-	776	2764	1513

Source: CNSC



Country of loading - AMERICA	Port of loading	Average import freight rate for TEUs (Million CFAF)			
		20 FRIGO	20 SEC	40 FRIGO	40 SEC
Argentina	Buenos Aires	-	1332	4012	1818
	Mar del Plata	-	-	3892	-
	Rosario	-	-	-	1446
Brazil	Itapoá	-	-	-	2231
	Paranaguá	-	1640	-	-
	Rio de Janeiro	-	2117	-	2129
	Rio Grande	-	-	-	2099
	Santos	-	1229	-	1330
	Vitoria	-	-	-	1406
Canada	Halifax	-	-	-	1805
	Montreal	-	1612	-	1838
	Vancouver	-	1787	-	1801
Chile	Coronel	-	-	2380	1815
	Lirquen	-	-	3906	-
	San Antonio	-	1364	3896	-
	San Vicente	-	-	3071	-
Colombia	Buenaventura	-	1577	-	-
	Carthagen COL	-	1221	-	-
Costa Rica	Moín	-	3903	-	2547
USA	Baltimore	-	1824	1772	1973
	Charleston	-	1906	-	1772
	Freeport	-	-	-	1685
	Houston	-	2044	1989	1882
	Kansas City	-	-	-	1772
	Long Beach	-	-	-	1635
	Los Angeles	-	3372	-	1894
	Miami	-	2733	-	2164
	Mobile	-	-	-	1994
	New York	-	2700	4773	2422
	Newark	-	3245	-	1839
	Norfolk	-	2766	-	2027
	North Charleston	-	-	-	4321
	New-Orleans	-	2514	-	-
	Oakland	-	-	-	1703
	Savannah	-	1645	-	1902
	Seattle	-	-	-	1747
	Tacoma	-	-	7084	-
Mexico	Altamira	-	3393	-	1549
	Vera cruz	-	1887	-	-
Peru	Callao	-	-	2662	-
Uruguay	Montevideo	-	-	3328	2755

Source: CNSC



Country of loading - ASIA	Port of loading	Average import freight rate for TEUs (Million CFAF)			
		20 REEFER	20 DRY	40 REEFER	40 DRY
Saudi Arabia	Ad Dammam	-	-	-	2471
	Al Jubail	-	-	-	2412
	Jeddah	-	1589	-	1902
	King Abdullah Port	-	-	-	2111
Bahrain	Bahrain	-	-	-	1968
Bangladesh	Chattogram	-	2034	-	-
	Chittagong	-	1837	-	-
China	Beijiao	-	4212	-	1093
	Changzhou	-	1395	-	-
	Chongqing	-	1657	-	1454
	Dalian	-	2432	-	3499
	Fangcheng	-	3490	-	-
	Fuqing	-	-	-	1154
	Fuzhou	-	2501	-	1490
	Gāolán	-	3994	-	-
	Gaoming	-	699	-	2770
	Gaosha	-	-	-	2244
	Gaoyao	-	3568	-	-
	Guangzhou	-	1787	-	1815
	Haikou	-	-	5397	-
	Huangpu	-	2487	-	2146
	Jiangmen	-	-	-	1414
	Jiangyin	-	-	-	1477
	Jiaxing	-	-	-	1191
	Jiujiang	-	1353	-	1532
	Lianyungang	-	2163	-	1887
	Mawei	-	1246	-	3025
	Nanjing	-	3327	-	1598
	Nansha	1063	1347	4195	1480
	Ningbo	-	1253	1603	1445
	Qingdao	1723	1829	2299	2461
	Qinhuangdao	-	1070	-	-
	Qinzhou	-	1888	-	1952
	Sanshui	-	2296	-	-
	Shanghai	-	2370	7311	3247
	Shantou	-	-	-	2419
	Shekou	-	2316	3025	1711
	Shenzhen	-	-	-	1936
	Shunde	-	-	-	1186
	Taizhou	-	-	-	1676
	Tianji Xingang	-	1773	-	1497
	Tianjin	-	2344	-	1426
	Wenzhou	-	3266	-	1897
	Wuhan	-	919	-	2715
	Wuhu	-	1795	-	2673
	Wuzhou	-	2510	-	-



Country of loading - ASIA	Port of loading	Average import freight rate for TEUs (Million CFAF)			
		20 REEFER	20 DRY	40 REEFER	40 DRY
	Xiamen	-	1155	5468	2194
	Xiaolan	-	-	-	1312
	Yi Chang	-	1365	-	-
	Yunfu	-	886	-	-
	Zha Pu	-	2155	-	-
	Zhangjiagang	-	2583	-	1312
	Zhanjiang	-	-	-	2493
	Zhaoqing	-	2670	-	2067
	Zhenjiang	-	3810	-	-
	Zhongshan	-	-	-	2688
	Zhuhai	-	-	-	1698
South Korea	Busan	1936	1803	5492	3305
	Gwangyang	-	1256	-	-
	Incheon	-	2307	-	3821
	Kwangyang	-	964	-	-
	PyeongTaek	-	-	-	1831
United Arab Emirates	Abu Al Bukhoosh	-	-	-	7088
	Abu Dhabi	-	-	-	2464
	Ajman	-	1489	-	-
	Dubai	-	984	-	1359
	Jebel Ali	2025	1526	3478	1765
	Sharjah	-	-	-	1706
Hong Kong SAR China	Hong Kong	-	-	-	4647
India	Chennai	-	1815	-	2553
	Cochin	-	2641	-	4087
	Ennore	-	2398	-	2170
	Haldia	-	2117	-	3320
	Hazira	-	1989	-	2711
	Kattupalli	-	-	-	4137
	Kolkata	-	3452	-	4671
	Mumbai	-	-	-	1772
	Mundra	-	1832	4219	2604
	New Mangalore	-	-	-	3225
	Nhava Sheva	-	2389	4686	2603
	Pipavav	-	-	4395	2,606
	Tuticorin	-	1961	-	2023
	Visakhapatnam	-	2008	-	2139
Indonesia	Belawan	-	3635	-	-
	Jakarta	-	1359	-	2123
	Perawang	-	1597	-	1766
	Semarang	-	-	-	5036
	Surabaya	-	2056	-	3445
	Tanjung Pelepas	-	2485	-	3395
	Tanjung Perak	-	1997	-	-
	Tanjung Priok	1787	1331	-	1803
Israel	Ashdod	-	-	-	2296



Country of loading - ASIA	Port of loading	Average import freight rate for TEUs (Million CFAF)			
		20 REEFER	20 DRY	40 REEFER	40 DRY
Japan	Hakata	-	-	-	4040
	Kobe	-	2855	-	2272
	Moji	-	-	-	1030
	Nagoya	-	-	-	1779
	Nanao	-	-	-	1498
	Yokohama	-	1423	4468	2098
Jordan	Aqaba	-	1161	-	2104
Kuwait	Shuaiba	-	-	-	1,659
	Shuwaikh	-	-	-	1424
Lebanon	Beirut	-	1963	1640	2180
Malaysia	Pasir Gudang	-	-	-	21365
	Penang	-	-	5444	2225
	Port Kelang	-	1324	-	5359
Maldives	Male	-	-	-	2971
Myanmar	Yangon	-	1700	-	-
Oman	Salalah	-	1312	3497	-
	Sohar	-	975	3936	2739
Pakistan	Karachi	-	1870	-	1787
	Port Qasim	-	3036	-	1884
Qatar	Doha	-	1378	-	1598
	Hamad	-	1996	-	1787
	Mesaieed	-	-	-	2575
Singapore	Singapore	-	1437	-	2025
Sri Lanka	Colombo	-	2586	-	-
Taiwan	Kaohsiung	-	2835	-	3598
	Keelung	-	441	-	2916
	Taichung	-	907	-	3794
	Taipei	-	-	-	-
Thailand	Bangkok	-	-	-	6882
	Laem Chabang	-	1422	-	1718
	Songkhla	-	-	-	4849
North Vietnam	Haiphong	-	2206	5402	1763
	Vung Tau	-	2754	4907	5132
South Vietnam	Ho Chi Minh City	-	1417	6796	1814

Source: CNSC

Country of loading - OCEANIA	Port of loading	Average import freight rate for TEUs (Million CFAF)			
		20 REEFER	20 DRY	40 REEFER	40 DRY
Australia	Sydney	-	1968	-	2067
New-New-Zealand	Bluff	-	2123	-	-
	Lyttleton	-	-	3891	3829
	Napier	-	-	4461	-
	Port Chalmers	-	-	4152	3853
	Tauranga	-	-	3772	3384
	Tauranga	-	-	3772	3384

Source: CNSC



Country of loading - EUROPE	Port of loading	Average import freight rate for TEUs (Million CFAF)			
		20 REEFER	20 DRY	40 REEFER	40 DRY
Germany	Bremerhaven	-	2098	-	1314
	Hamburg	3427	1434	2804	2138
Belgium	Antwerp	1599	1276	2663	1841
Bulgaria	Varna	-	986	-	1531
Cyprus	Limassol	-	-	-	1823
Croatia	Ploce	-	-	-	2296
	Rijeka	-	1263	-	1878
Denmark	Aalborg	-	-	-	2624
	Aarhus	-	-	3116	2971
	Callumbourg	-	-	5257	-
	Copenhagen	-	1105	-	3327
	Fredericia	-	5580	-	-
Spain	Algeciras	1912	1074	-	1793
	Alicante	-	-	-	984
	Almería	-	1137	-	-
	Barcelona	-	1275	-	1723
	Bilbao	-	1165	3167	2140
	Carthagena ESP	-	1617	-	-
	Gijón	-	1140	-	1312
	Las Palmas	-	1433	-	1584
	Marín	-	1153	-	-
	Port of Barcelona	-	1312	-	1640
	Sagunt	-	-	-	1542
	Valence	3315	1004	2755	1594
	Vigo	-	1345	2715	2676
Estonia	Tallinn	-	-	-	3357
Finland	Helsinki	1979	-	3469	1776
	Kotka	-	-	-	1959
	Oulu	-	-	-	1968
	Rauma	-	-	-	2247
France	Bassens	-	1340	-	2179
	Dunkerque	-	1085	-	-
	Fos-sur-Mer	-	1797	-	1863
	Le Havre	1561	1297	5597	1148
	Marseille	4511	1352	-	1450
	Montoir-de-Bretagne	-	1465	-	2054
	Port Vendres	-	1635	1442	2396
	Rouen	-	1746	5160	4577
	Sete	-	-	-	1640
	Sète	-	-	-	1640
Greece	Le Pirée	-	1437	-	1945
	Thessalonica	-	-	-	1968
Guadeloupe	Pointe-à-Pitre	-	-	-	3734
Faeroe Islands	Runavik	-	-	3310	-
Ireland	Belfast Ireland	-	-	-	1968
	Dublin	-	1433	-	1804



Country of loading - EUROPE	Port of loading	Average import freight rate for TEUs (Million CFAF)			
		20 REEFER	20 DRY	40 REEFER	40 DRY
Italy	Ancona	-	722	-	1462
	Bari	-	1231	-	-
	Genoa	-	1407	2983	2011
	La Spezia	1393	1902	-	1840
	Livorno	-	1301	1355	1593
	Naples	-	1614	-	1957
	Ravenna	-	2426	-	-
	Salerno	-	1078	-	1261
	Trieste	-	1729	-	1873
	Vado Ligure	-	-	-	1640
	Venice	-	1154	-	1815
Latvia	Riga	-	-	5978	-
Lithuania	Klaipeda	-	1787	-	2419
Malta	Malta	-	-	-	1804
	Marsaxlokk	-	1355	-	1991
Montenegro	Bar	-	2420	-	5188
Norway	Aalesund	-	1435	-	2939
	Bergen	-	-	-	-
	Brevik	-	1126	-	1640
	Kristiansand	-	-	-	1968
	Oslo	-	1255	-	2231
	Stavanger	-	-	-	1640
Netherlands	Rotterdam	-	1221	1856	2176
	Zaandam	-	1410	-	-
Poland	Gdansk	-	1312	-	1912
	Gdynia	-	1140	3280	1924
Portugal	Leixões	-	1018	-	1855
	Lisbon	-	1294	-	1961
Romania	Constanta	-	2095	4264	1759
United Kingdom	Belfast	-	-	1869	1812
	Felixstowe	-	2499	2234	1923
	Grangemouth	-	1396	-	1902
	Immingham	-	-	-	2726
	Liverpool	-	754	-	1566
	London	1440	1837	2525	1904
	Portsmouth	-	-	-	1640
	Tilbury	-	954	2042	1818
Slovenia	Koper	-	1267	-	3439
Sweden	Gävle	-	-	-	2603
	Göteborg	-	888	-	1820
	Norrköping	-	2116	1113	1608
	Stockholm	-	-	-	1968
Turkey	Aliaga	-	1288	-	2,577
	Ambarli	-	1672	-	2166
	Asyaport	-	1804	-	2624
	Evyap	-	1115	-	-



Country of loading - EUROPE	Port of loading	Average import freight rate for TEUs (Million CFAF)			
		20 REEFER	20 DRY	40 REEFER	40 DRY
	Gebze	-	1287	-	1708
	Gemlik	-	1236	-	2061
	Iskenderun	-	1491	-	1627
	Istanbul	-	1471	-	1862
	Izmir	-	-	-	1634
	Izmit	-	1530	-	1902
	Kumport	-	-	-	2165
	Mardas	-	-	-	1976
	Marport	-	-	-	2165
	Mersin	-	1111	3276	2111
	Samsun	-	1310	-	-
	Tekirdag	-	1418	-	1912
	Yarimca	-	1432	-	2284
Ukraine	Chornomorsk	-	2099	-	-

CAMEROON NATIONAL SHIPPERS' COUNCIL (CNSC)

HEAD OFFICE

Centre des Affaires Maritimes
Bonanjo-Douala
P.O. Box: 1588 Douala
Tel : (+237) 233 43 67 67 / (+237) 233 43 67 69
Fax : (+237) 233 43 70 17
E-mail : info@cncc.cm Website : www.cncc.cm

Paris Office – France
3, Rue du Quatre-Septembre, 75002, Paris
Tél : +33 (0) 142210626
E-mail : representation@cncc.cm

Publisher:

Auguste Mbappe Penda

Editors in Chief:

Fernand DOUGLAS NOLGA
Theodore Roger DIPPAH KAYESSE
Hermann NGASSA NKENGNE

Collaborators in this edition:

Line-Chimène Gueyitoh Fonkou
Cyrille Tiki

Translator:

NJUME Randolph

