



Cameroon National Shippers' Council

The CNSC Book of Statistics

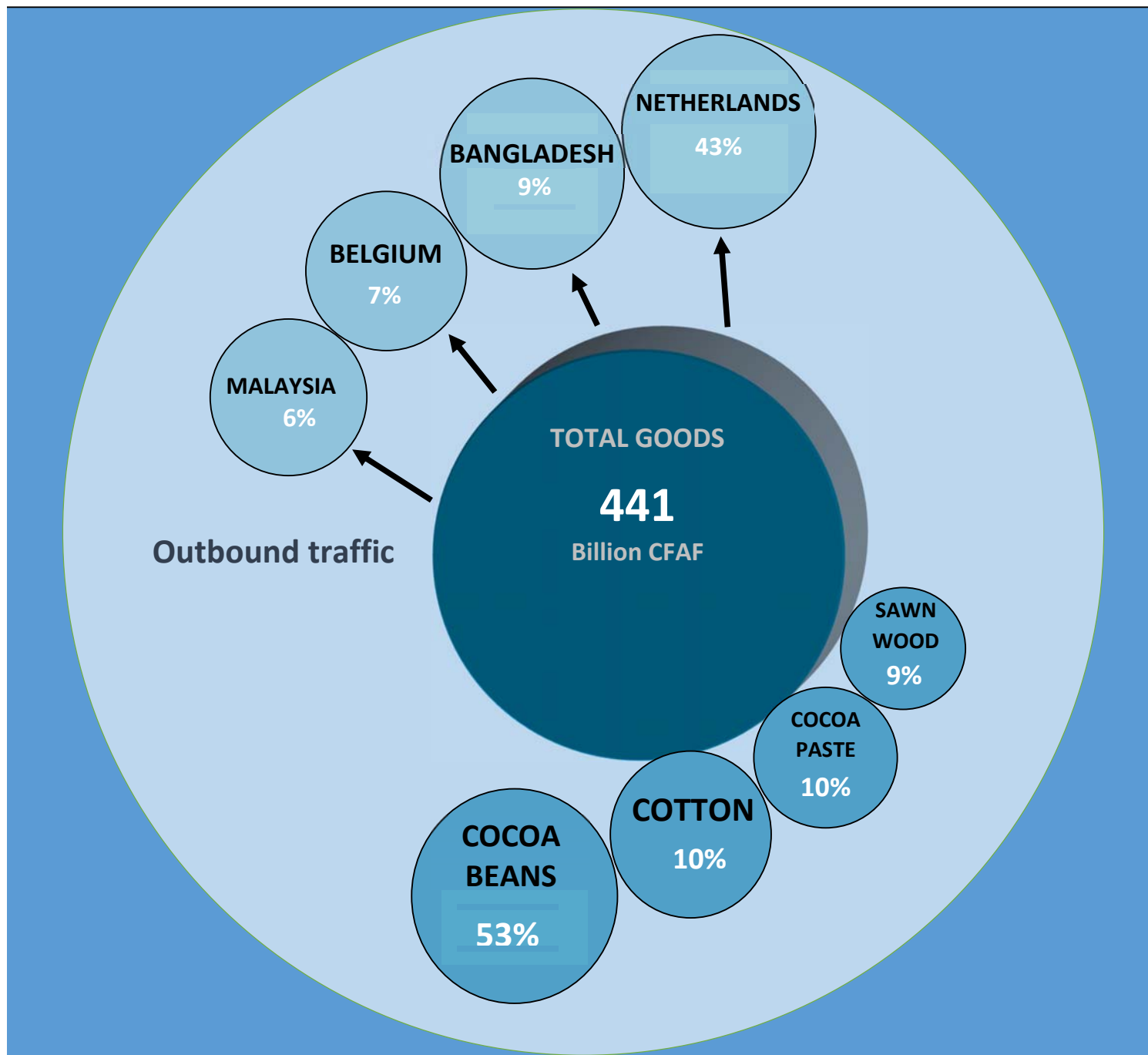


Table of contents

DATA PRESENTATION..... 4

1. Overall evolution of trade at the Douala and Kribi Ports	5
1.1. Overall traffic	5
1.2. Outbound traffic	6
1.3. Inbound traffic	6
2. Main partners	6
2.1. Export partners	6
2.2. Import partners	8
3. Main products transported	10
3.1. Export products	10
3.2. Import products	11

TABLES 14

1. Traffic per country	15
1.1. Outbound traffic per country	15
1.2. Inbound traffic per country	17
2. Tonnage per port	19
3. Traffic per product	27
3.1. Outbound traffic per product	27
3.2. Inbound traffic per product	36
4. Average import freight rates for refrigerated or dry 20-foot and 40-foot containers in Q1 2024	62

Dear shippers,
Dear business persons,
Dear transport service users,

The Cameroon National Shippers' Council is pleased to put at your disposal the 65th issue of the "CNSC Book of Statistics".

This quarterly publication contains information sourced from the Electronic Cargo Tracking Note (ECTN) covering goods from or bound for the ports of Douala and Kribi.



This issue of the CNSC Book of Statistics covering the first quarter of 2024 reveals that overall maritime traffic, except crude oil, registered a 0.02% year-on-year decrease. With an FOB value of 1,398.133 billion CFAF, the volume of traffic in Q1 2024 stood at 2,836,000 tonnes against 2,996,000 tonnes with an FOB value of 1,398.376 billion CFAF in the first quarter of 2023.

Outbound traffic was up by 52% year-on-year. Volume wise, statistics show that 489,000 tonnes of goods were loaded in the first quarter of 2024 for a total of 441 billion CFAF, against 517,501 tonnes for a cash value of 290 billion CFAF in the first quarter of 2023.

Inbound traffic recorded a 14% year-on-year decrease with 956 billion CFAF in the first quarter of 2024. The volume of goods handled declined from 2,479,000 tonnes in the first quarter of 2023 to 2,346,000 tonnes in the first quarter of 2024.

The main ports that shipped goods to and received shipments from the Douala and Kribi ports in the first quarter of 2024 were Zhangjiagang, Amsterdam, Antwerp, Haiphong, Chittagong, Hamburg, Rouen, Valencia, Livourne, Pasir Gudang and Rotterdam for **exports**. On the other hand, **import traffic** mainly came from Lome, Antwerp, Shanghai, Le Havre, Qingdao, Nansha, Hamburg, Ningbo, Nhava Sheva, Jebel Ali and Port Qasim.

Auguste Mbappe Penda

CNSC General Manager





This issue of the “CNSC Book of Statistics,” contains statistics of the **1st quarter of 2024**. It is subdivided into two parts.

The first part (Part A) contains analysis of the evolution of traffic handled at the Douala and Kribi sea ports. This data is presented in terms of overall traffic, inbound traffic (imports) and outbound traffic (exports). It also relates to the evolution of trade with Cameroon's main trading partners. This refers to the countries of loading and discharge of goods. To conclude, it equally focuses on the evolution of trade in main products.

In the second part (**Part B**), statistics on trade flows (tonnage and FOB value) by country, by port and by product are presented in detail. Data on the average freight rate for imported containers (20-foot and 40-foot refrigerated or dry containers) are presented at the end of this document.

The data used for the different analysis was sourced from the Electronic Cargo Tracking Note (ECTN) and based on the date the ECTN request was validated.

The unit used is the **tonne** for weights and the **CFA Franc** for **FOB value** and **freight rates**.



A

DATA PRESENTATION



1. Overall evolution of trade at the Douala and Kribi Ports

1.1. Overall traffic

In **Q1 2024**, a total of 2,836 thousand tonnes of goods (*excluding crude oil*) loaded or discharged at the ports of Douala and Kribi were covered by an ECTN. This corresponds to a total value of 1,398.133 billion CFAF compared to 1,398.376 billion¹ CFAF in Q1 2023, representing a slight decline of 0.02% year-on-year.

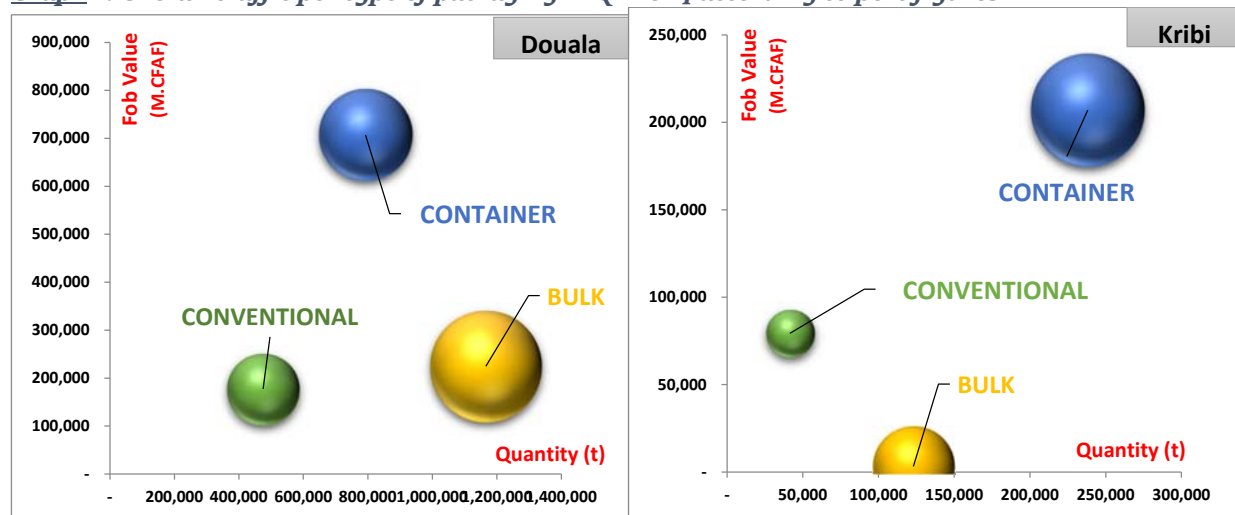
Table 1 : Distribution and evolution of overall traffic per type of packaging

Packaging	Jan- March 2023				Jan- March 2024				Variation weight	Variation value
	Quantity (t)	Share Qty ²	Fob Value (M.CFAF ³)	Share Value	Quantity (t)	Share Qty	Fob Value (M.CFAF)	Share Value		
DOUALA	2,624,946	88%	1,206,281	86%	2,433,676	86%	1,108,702	79%	-7%	-8%
Container	777,293	30%	619,002	51%	792,462	33%	706,964	64%	2%	14%
Conventional	481,940	18%	220,437	18%	475,262	20%	177,330	16%	-1%	-20%
Bulk	1,365,713	52%	366,843	30%	1,165,953	48%	224,408	20%	-15%	-39%
KRIBI	371,695	12%	192,095	14%	402,629	14%	289,431	21%	8%	51%
Container	179,348	48%	141,387	74%	238,154	59%	206,924	71%	33%	46%
Conventional	55,542	15%	47,369	25%	41,458	10%	79,276	27%	-25%	67%
Bulk	136,805	37%	3,340	2%	123,017	31%	3,231	1%	-10%	-3%
Grand total	2,996,641	100%	1,398,376	100%	2,836,305	100%	1,398,133	100%	-5%	-0.02%

Source : CNSC

In the first quarter of 2024, traffic at the Douala Port accounted for 79% of overall traffic and statistics showed an 8% decrease value-wise and 7% volume-wise. In contrast, traffic at the port of Kribi grew by 51% in value and 8% in volume year-on-year over the period under review.

Graph 1: Overall traffic per type of packaging in Q1 2024 according to port figures



Source: CNSC

¹ bn: billion

² Qty = Quantity

³ M.CFAF: million CFAF

1.2. Outbound traffic

In the first quarter of 2024, 489,839 tonnes of goods destined for export were recorded for a value of 441 billion CFA francs, corresponding to a value increase of 52% year-on-year. This increase in value stems from a cumulative year-on-year rise in traffic of 55% and 39% at the ports of Douala and Kribi respectively.

Table 2: Distribution and evolution of inbound traffic per type of packaging according to the port of discharge

Packaging	Jan- March 2023				Jan- March 2024				Variation weight	Variation value
	Quantity (t)	Share Qty	Fob Value (M.CFAF)	Share Value	Quantity (t)	Share Qty	Fob Value (M.CFAF)	Share Value		
DOUALA	419,123	81%	241,845	83%	415,669	85%	374,771	85%	-1%	55%
Container	273,866	65%	213,007	88%	281,037	68%	350,304	93%	3%	64%
Conventional	145,258	35%	28,838	12%	134,632	32%	24,466	7%	-7%	-15%
KRIBI	98,378	19%	48,171	17%	74,170	15%	66,813	15%	-25%	39%
Container	48,935	50%	43,887	91%	45,978	62%	64,827	97%	-6%	48%
Conventional	49,442	50%	4,284	9%	28,193	38%	1,986	3%	-43%	-54%
Grand total	517,501	100%	290,016	100%	489,839	100%	441,583	100%	-5%	52%

Source: CNSC

1.3. Inbound traffic

For the period between January and March 2024, some 2,346,466 tonnes of goods were offloaded at the ports of Douala and Kribi for an estimated value of 956 billion CFAF, compared with 2,479,141 tonnes for an estimated 1,108 billion over the same period in 2023. This makes for a 14% year-on-year value decrease accounted for by a 24% drop in traffic values at the port of Douala.

Table 3: Distribution and evolution of inbound traffic per type of packaging according to the port of discharge

Packaging	Jan- March 2023				Jan- March 2024				Variation weight	Variation value
	Quantity (t)	Share Qty	Fob Value (M.CFAF)	Share Value	Quantity (t)	Share Qty	Fob Value (M.CFAF)	Share Value		
DOUALA	2,205,823	89%	964,436	87%	2,018,007	86%	733,931	77%	-9%	-24%
Container	503,428	23%	405,995	42%	511,425	25%	356,660	49%	2%	-12%
Conventional	336,682	15%	191,599	20%	340,629	17%	152,864	21%	1%	-20%
Bulk	1,365,713	62%	366,843	38%	1,165,953	58%	224,408	31%	-15%	-39%
KRIBI	273,317	11%	143,924	13%	328,459	14%	222,618	23%	20%	55%
Container	130,412	48%	97,501	68%	192,176	59%	142,097	64%	47%	46%
Conventional	6,100	2%	43,084	30%	13,265	4%	77,290	35%	117%	79%
Bulk	136,805	50%	3,340	2%	123,017	37%	3,231	1%	-10%	-3%
Grand total	2,479,141	100%	1,108,360	100%	2,346,466	100%	956,550	100%	-5%	-14%

Source: CNSS

2. Main partners

2.1. Export partners

During the first quarter of 2024, 90% of the overall value of goods loaded at the ports of Douala and Kribi went mainly to eleven countries, the top four being the **Netherlands** (43%), **Bangladesh** (9%), **Belgium** (7%) and **Malaysia** (6%).

Table 4: Main destination countries

Country	Jan– March 2023				Jan– March 2024				Variation weight	Variation value
	Quantity (t)	Share Qty	Fob Value (M.CFAF)	Share Value	Quantity (t)	Share Qty	Fob Value (M.CFAF)	Share Value		
Netherlands	51,280	10%	72,097	25%	75,631	15%	190,295	43%	47%	164%
Bangladesh	43,480	8%	37,717	13%	38,070	8%	38,561	9%	-12%	2%
Belgium	53,884	10%	21,056	7%	50,682	10%	29,466	7%	-6%	40%
Malaysia	14,644	3%	15,170	5%	12,024	2%	26,711	6%	-18%	76%
France	18,604	4%	20,567	7%	21,844	4%	23,359	5%	17%	14%
Spain	14,634	3%	13,087	5%	15,842	3%	16,750	4%	8%	28%
Germany	8,017	2%	13,472	5%	7,404	2%	16,632	4%	-8%	23%
USA	6,836	1%	8,555	3%	9,713	2%	15,651	4%	42%	83%
Turkey	18,237	4%	15,920	5%	12,192	2%	14,326	3%	-33%	-10%
China	124,883	24%	15,662	5%	105,585	22%	12,288	3%	-15%	-22%
Italy	16,374	3%	12,398	4%	16,978	3%	11,929	3%	4%	-4%
Other countries	146,628	28%	44,315	15%	123,872	25%	45,613	10%	-16%	3%
Grand total	517,501	100%	290,016	100%	489,839	100%	441,583	100%	-5%	52%

Source: CNSC

In the first quarter of 2024, the value of outbound traffic destined for the **Netherlands** rose by 164% year-on-year and was dominated by the following products:

- ✓ **Cocoa beans:** 161 billion CFAF in the first quarter of 2024 against 62 billion CFAF in the first quarter of 2023;
- ✓ **Cocoa paste:** 14 billion CFAF in the first quarter of 2024 against 1 billion CFAF in the first quarter of 2023;
- ✓ **Unwrought aluminium:** 10.5 billion CFAF in the first quarter of 2024 against 0.6 billion CFAF in the first quarter of 2023;
- ✓ **Cocoa butter, fats and oil:** 3.2 billion CFAF in the first quarter of 2024 against 0.4 billion CFAF in the first quarter of 2023.

Following an increase in the value of **Cotton** exports which went from 36.9 billion CFAF in the first quarter of 2023 to 37.9 billion CFAF in the first quarter of 2024, traffic to **Bangladesh** witnessed a 2% year-on-year increase.

Traffic to **Belgium** witnessed a 40% year-on-year increase in value for the 1st quarter of 2024 thanks to exports which mainly comprised of:

- ✓ **Cocoa beans:** 14.9 billion CFAF in the first quarter of 2024 against 3.8 billion CFAF in the first quarter of 2023;
- ✓ **Sawn wood:** 8 billion CFAF in the first quarter of 2024 against 11.6 billion CFAF in the first quarter of 2023;
- ✓ **Banana:** 2.4 billion CFAF in the first quarter of 2024 against 3.3 billion CFAF in the first quarter of 2023.

Traffic to **Malaysia** increased by 76% year-on-year in the 1st quarter of 2024 with exports comprised of the following products:

- ✓ **Cocoa beans:** 24.3 billion CFAF in the first quarter of 2024 against 12.1 billion CFAF in the first quarter of 2023;
- ✓ **Cocoa paste:** 0.8 billion CFAF in the first quarter of 2024 against 0.7 billion CFAF in the first quarter of 2023;

- ✓ **Rubber:** 0.7 billion CFAF in the first quarter of 2024 against 0.2 billion CFAF in the first quarter of 2023.

Value-wise, exports to **France** recorded a 14% year-on-year increase in the first quarter of 2024 and were dominated by the following products:

- ✓ **Cocoa butter, fats and oil:** 11.9 billion CFAF in the first quarter of 2024 against 8.2 billion CFAF in the first quarter of 2023;
- ✓ **Unwrought aluminium:** 4.3 billion CFAF in the first quarter of 2024 against 4.7 billion CFAF in the first quarter of 2023;
- ✓ **Cocoa paste:** 3.5 billion CFAF in the first quarter of 2024 against 2 billion CFAF in the first quarter of 2023;
- ✓ **Banana:** 1.06 billion CFAF in the first quarter of 2024 against 0.09 billion CFAF in the first quarter of 2023.

Owing to an increase in the value of exports of **Cocoa beans** (from 4.6 billion CFAF in Q1 2023 to 10.2 billion CFAF in Q1 2024) and of **Sawn wood** (from 2.07 billion CFAF in Q1 2023 to 2.9 billion CFAF in Q1 2024) traffic to **Spain** witnessed a 28% year-on-year increase during the period under study.

With a 23% year-on-year increase in trade value for the first quarter of 2024, exports to **Germany** were mainly driven by the following products:

- ✓ **Cocoa beans:** 5.9 billion CFAF in the first quarter of 2024 against 4.9 billion CFAF in the first quarter of 2023;
- ✓ **Cocoa paste:** 5.1 billion CFAF in the first quarter of 2024 against 3.8 billion CFAF in the first quarter of 2023;

- ✓ **Cocoa butter, fats and oil:** 3.7 billion CFAF in the first quarter of 2024 against 3.9 billion CFAF in the first quarter of 2023.

Exports to the **USA** rose by 83% year-on-year in the first quarter of 2024, following a 163% increase in the value of **Cocoa paste** exports to that country, which went from 4.5 billion CFA francs in the first quarter of 2023 to 12.06 billion CFA francs in the first quarter of 2024.

Following a drop in the value of **Cocoa beans** exports from 11.1 billion CFAF in the first quarter of 2023 to 9.3 billion CFAF in the first quarter of 2024, traffic to **Spain** recorded a year-on-year downturn of 10%.

Value-wise, exports to **China** recorded a 22% year-on-year decrease in the first quarter of 2024 and were dominated by the following products:

- ✓ **Wood logs:** 5.4 billion CFAF in the first quarter of 2024 against 9.9 billion CFAF in the first quarter of 2023;
- ✓ **Sawn wood:** 3.8 billion CFAF in the first quarter of 2024 against 3.1 billion CFAF in the first quarter of 2023;
- ✓ **Cotton:** 1.6 billion CFAF in the first quarter of 2024 against 0.5 billion CFAF in the first quarter of 2023;
- ✓ **Plywood:** 0.5 billion CFAF in the first quarter of 2024 against 0.8 billion CFAF in the first quarter of 2023.

Exports to **Italy** dropped by 4% year-on-year in the first quarter of 2024, following a decline in the value of **Plywood** exports to that country. The said value went from 3.3 billion CFAF in the first quarter of 2023 to 1.8 billion CFAF in the first quarter of 2024.

2.2. Import partners

During the period under review, three-quarters of the total value of goods offloaded at the ports of Douala and Kribi came from thirteen countries, with **China** in first place accounting for 17% of imports, followed by **Togo** (9%), **Belgium** (9%), **Australia** (9%), **India** (7%) and **France** (7%).

Table 5: Main countries of origin

Country	Jan– March 2023				Jan– March 2024				Variation weight	Variation value
	Quantity (t)	Share Qty	Fob Value (M.CFAF)	Share Value	Quantity (t)	Share Qty	Fob Value (M.CFAF)	Share Value		
China	238,871	10%	181,916	16%	253,142	11%	158,479	17%	6%	-13%
Togo	303,489	12%	215,790	19%	172,748	7%	90,761	9%	-43%	-58%
Belgium	55,083	2%	78,416	7%	95,869	4%	86,402	9%	74%	10%
Australia	50	0.002%	66	0.01%	5,598	0.2%	84,503	9%	11,126%	128,871%
India	200,661	8%	77,021	7%	113,754	5%	62,849	7%	-43%	-18%
France	119,819	5%	79,070	7%	89,802	4%	62,637	7%	-25%	-21%
Pakistan	875	0.04%	472	0.04%	145,697	6%	39,879	4%	16,560%	8354%
Turkey	60,492	2%	19,159	2%	43,959	2%	27,954	3%	-27%	46%
Germany	55,579	2%	20,243	2%	28,269	1%	26,463	3%	-49%	31%
Brazil	57,259	2%	16,935	2%	98,162	4%	20,353	2%	71%	20%
Russia	27,127	1%	7,062	1%	107,573	5%	19,817	2%	297%	181%
USA	23,753	1%	22,806	2%	28,774	1%	19,529	2%	21%	-14%
United Arab Emirates	19,983	1%	13,102	1%	176,931	8%	16,866	2%	785%	29%
Other countries	1,316,100	53%	376,304	34%	986,187	42%	240,058	25%	-25%	-36%
Grand total	2,479,141	100%	1,108,360	100%	2,346,466	100%	956,550	100%	-5%	-14%

Source: CNSC

The value of imports from **China** recorded a 13% year-on-year decline in the first quarter of 2024 and mainly comprised of:

- ✓ **Insecticides/fungicides/herbicides:** 21.8 billion CFAF in the first quarter of 2024 against 20.2 billion CFAF in the first quarter of 2023;
- ✓ **Vehicles:** 12.4 billion CFAF in the first quarter of 2024 against 11.4 billion CFAF in the first quarter of 2023;
- ✓ **Cast iron, iron or steel:** 9.9 billion CFAF in the first quarter of 2024 against 14.1 billion CFAF in the first quarter of 2023.

Imports from **Togo** also witnessed a downturn of 58% year-on-year in Q1 2024, following a significant drop in the value of imports of **Gas oil and bituminous minerals** making up 97% of imports from this country. The value of traffic from Togo went from 210 billion CFAF in Q1 2023 to 88 billion CFAF in Q1 2024.

Imports from **Belgium** recorded a 10% year-on-year increase in the first quarter of 2024 and mainly comprised of the following products:

- ✓ **Mineral fuels and mineral oils:** 21 billion CFAF in the first quarter of 2024 against 0.2 billion CFAF in the first quarter of 2023;

- ✓ **Vehicles:** 16.2 billion CFAF in the first quarter of 2024 against 20 billion CFAF in the first quarter of 2022;

- ✓ **Petroleum materials and equipment:** 4.4 billion CFAF in the first quarter of 2024 against 6.4 billion CFAF in the first quarter of 2023.

The value of traffic from **Australia** increased year-on-year by a factor of 1,280 in Q1 2024, following a high inflow of **Cars and spare parts** (23.5 bn CFAF in Q1 2024 vs. 0.002 bn CFAF in Q1 2023).

Imports from **India** recorded a 189% year-on-year increase in the first quarter of 2024 and mainly comprised of the following products:

- ✓ **Rice:** 28.7 billion CFAF in the first quarter of 2024 against 32.7 billion CFAF in the first quarter of 2023;
- ✓ **Frozen fish:** 5.3 billion CFAF in the first quarter of 2024 against 6.9 billion CFAF in the first quarter of 2023;
- ✓ **Constructions and parts of constructions:** 3.9 billion CFAF in the first quarter of 2024 against 1.2 billion CFAF in the first quarter of 2023.

In the first quarter of 2024, imports from **France** dropped by 21% year-on-year. The main products exported were:

- ✓ **Pharmaceutical products:** 14.1 billion CFAF in the first quarter of 2024 against 15.9 billion CFAF in the first quarter of 2023;
- ✓ **Malt:** 8.3 billion CFAF in the first quarter of 2024 against 7.2 billion CFAF in the first quarter of 2023;
- ✓ **Wheat:** 7.3 billion CFAF in the first quarter of 2024 against 16.2 billion CFAF in the first quarter of 2023.

Imports from **Pakistan** grew 84-fold year-on-year in the first quarter of 2024 and mainly comprised of the following products:

- ✓ **Beverages, spirits and vinegar:** 8.3 billion CFAF in the first quarter of 2024 against 0 CFAF in the first quarter of 2023.
- ✓ **Rice:** 38.3 billion CFAF in the first quarter of 2024 against 0 CFAF in the first quarter of 2023;
- ✓ **Clinker:** 0.6 billion CFAF in the first quarter of 2024 against 0 CFAF in the first quarter of 2023.

Imports from **Turkey** recorded a 46% year-on-year increase in the first quarter of 2024 and mainly comprised of the following products:

- ✓ **Fertilisers:** 4.4 billion CFAF in the first quarter of 2024 against 0.02 billion CFAF in the first quarter of 2023;

- ✓ **Stoves, boilers, cookers:** 7.3 billion CFAF in the first quarter of 2024 against 0 CFAF in the first quarter of 2023;

- ✓ **Cigars, cigarillos and cigarettes:** 2.3 billion CFAF in the first quarter of 2024 against 1.5 billion CFAF in the first quarter of 2023.

The value of imports from **Germany** recorded a 31% year-on-year increase in the first quarter of 2024 and mainly comprised of:

- ✓ **Insecticides/fungicides/herbicides:** 3.2 billion CFAF in the first quarter of 2024 against 0 CFAF in the first quarter of 2023;
- ✓ **Wheat:** 2.5 billion CFAF in the first quarter of 2024 against 10 billion CFAF in the first quarter of 2023;
- ✓ **Constructions and parts of constructions:** 1.08 billion CFAF in the first quarter of 2024 against 0 billion CFAF in the first quarter of 2023.

With an increase in the value of **Sugar** imports which went from 7.3 billion CFAF in the first quarter of 2023 to 15.9 billion CFAF in the first quarter of 2024, traffic to **Brazil** recorded a year-on-year growth of 20%.

The value of imports from **Russia** rose by 181% year-on-year in Q1 2024, following an increase in the value of **Wheat** imports (12.08 bn CFAF in Q1 2024 vs. 4.5 bn CFAF in Q1 2023) and **Fertilizers** (7.2 bn CFAF in Q1 2024 vs. 2.5 bn CFAF in Q1 2023).

3. Main products transported

3.1. Export products

Exports via the Ports of Douala and Kribi in the first quarter of 2024 were dominated by eleven key products accounting for 97% of the overall value of exports.

Table 6: Main products shipped in Q1 2024

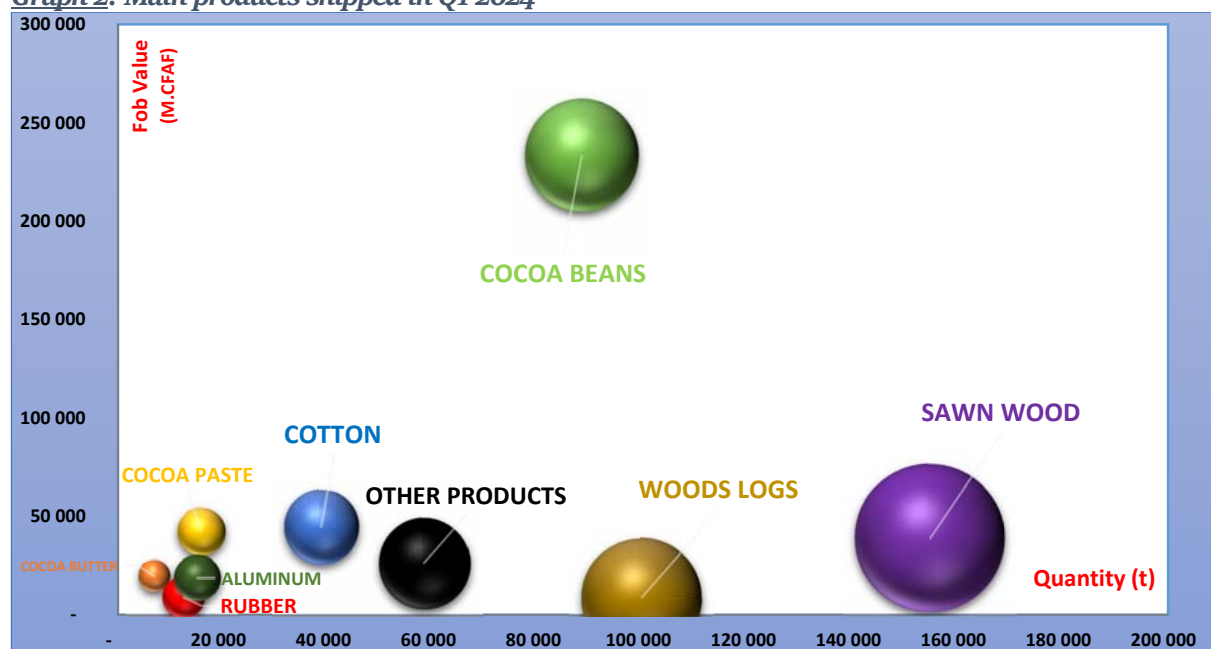
Products	Jan– March 2023				Jan– March 2024				Variation weight	Variation value
	Quantity (t)	Share Qty	Fob Value (M.CFAF)	Share Value	Quantity (t)	Share Qty	Fob Value (M.CFAF)	Share Value		
Cocoa beans	76,258	15%	110,347	38%	88,294	18%	233,693	53%	16%	112%
Cotton	37,961	7%	41,206	14%	38,766	8%	44,417	10%	2%	8%
Cocoa paste	14,908	3%	26,048	9%	15,798	3%	42,199	10%	6%	62%
Sawn wood	173,144	33%	44,113	15%	154,571	32%	38,989	9%	-11%	-12%
Cocoa butter	7,694	1%	15,934	5%	6,935	1%	19,918	5%	-10%	25%

Products	Jan– March 2023				Jan– March 2024				Variation weight	Variation value
	Quantity (t)	Share Qty	Fob Value (M.CFAF)	Share Value	Quantity (t)	Share Qty	Fob Value (M.CFAF)	Share Value		
Aluminium	9,268	2%	10,410	4%	15,018	3%	18,781	4%	62%	80%
Rubber	9,277	2%	6,718	2%	12,447	3%	9,064	2%	34%	35%
Wood logs	140,940	27%	16,504	6%	99,708	20%	8,558	2%	-29%	-48%
Coffee	1,017	0%	1,145	0%	2,894	1%	4,752	1%	184%	315%
Banana	22,184	4%	2,928	1%	31,026	6%	4,465	1%	40%	52%
Plywood	13,224	3%	5,770	2%	9,955	2%	3,546	1%	-25%	-39%
Other products	11,625	2%	14,663	5%	14,428	3%	13,202	3%	24%	-10%
Grand total	517,501	100%	290,016	100%	489,839	100%	441,583	100%	-5%	52%

Source: CNSC

This traffic was dominated by **Cocoa beans** which accounted for 53% of the overall value of goods shipped, followed by **Cotton** (10%), **Cocoa paste** (10%) and **Sawn wood** (15%). In addition, we note a year-on-year increase in the value of **Cocoa beans** and **Coffee** exports of about 112% and 315%, respectively.

Graph 2: Main products shipped in Q1 2024



Source: CNSC

3.2. Import products

Mineral fuels was the main product imported in the first quarter of the year 2024, with an estimated 284,179 tonnes worth 141 billion CFAF and accounting for 15% of the total value of Cameroon's imports. This was followed by **rice** (9%), **cars and spare parts** (7%), **wheat** (4%), **frozen fish** (4%), **iron, cast iron and steel** (3%) and **insecticides/fungicides/herbicides** (3%).

Table 7: Main products offloaded

Products	Jan– March 2023				Jan– March 2024				Variation weight	Variation value
	Quantity (t)	Share Qty	Fob Value (M.CFAF)	Share Value	Quantity (t)	Share Qty	Fob Value (M.CFAF)	Share Value		
Mineral fuels, mineral oils and products of their distillation	346,179	13.96%	236508	21.34%	284,351	12.12%	141,515	14.79%	-18%	-40%



Products	Jan– March 2023				Jan– March 2024				Variation weight	Variation value
	Quantity (t)	Share Qty	Fob Value (M.CFAF)	Share Value	Quantity (t)	Share Qty	Fob Value (M.CFAF)	Share Value		
Rice	215,242	8.68%	58,169	5.25%	246,099	10.49%	84,637	8.85%	14%	46%
Cars, tractors, cycles and spare parts	22,313	0.90%	46,578	4.20%	27,753	1.18%	71,609	7.49%	24%	54%
Wheat	230,809	9.31%	48,684	4.39%	256,152	10.92%	42,922	4.49%	11%	-12%
Frozen fish	109,887	4.43%	82,907	7.48%	69,414	2.96%	42,734	4.47%	-37%	-48%
Cast iron, iron and steel	68,946	2.78%	27,579	2.49%	74,526	3.18%	28,290	2.96%	8%	3%
Insecticides/fungicides/herbicides	8,593	0.35%	24,556	2.22%	11,479	0.49%	27,653	2.89%	34%	13%
Pharmaceutical products	7,440	0.30%	24,771	2.23%	7,312	0.31%	23,075	2.41%	-2%	-7%
Sugar	51,040	2.06%	17,455	1.57%	60,824	2.59%	22,170	2.32%	19%	27%
Fertilisers	117,043	4.72%	40,138	3.62%	91,722	3.91%	21,787	2.28%	-22%	-46%
Electric generating sets and rotary converters	528	0.02%	2,100	0.19%	1,539	0.07%	20,604	2.15%	192%	881%
Dozers (bulldozers), bias dozers (angledozers), graders, scrapers	4913	0.20%	9,569	0.86%	4,529	0.19%	14,066	1.47%	-8%	47%
Clinkers	661,433	26.68%	17,016	1.54%	582,293	24.82%	13,799	1.44%	-12%	-19%
Machines and apparatus for sorting, screening, separating, washing, crushing, crushing, mixing	597	0.02%	1,228	0.11%	1,865	0.08%	11,923	1.25%	212%	871%
Milk and cream	3,701	0.15%	7,765	0.70%	5,539	0.24%	10,147	1.06%	50%	31%
Malt	29,340	1.18%	13,132	1.18%	26,074	1.11%	9,980	1.04%	-11%	-24%
Beverages, spirits and vinegar	18,922	0.76%	14,114	1.27%	13,658	0.58%	9,098	0.95%	-28%	-36%
Cruise ships, excursion boats, ferry-boats, cargo ships, barges and similar vessels	-	0.00%	-	0.00%	7675	0.33%	8,716	0.91%		
Petroleum materials and equipment	1,131	0.05%	14,023	1.27%	819	0.03%	8,685	0.91%	-28%	-38%
Mixtures of odoriferous substances	934	0.04%	3,837	0.35%	1,841	0.08%	8,650	0.90%	97%	125%
Other products	580,150	23%	418,232	38%	571,003	24%	334,492	35%	-2%	-20%
Grand total	2,479,141	100%	1,108,360	100%	2,346,466	100%	956,550	100%	-5%	-14%

Source : CNSC





The second part (Part B) of this publication contains **Statistical Tables** showing the main cargo flows covered by ECTNs loaded or offloaded at the Douala and Kribi ports from **January to March 2024**. These tables indicate the tonnage and value of traffic per country, port and product. They equally present statistics on average import freight rates for refrigerated or dry 20-foot and 40-foot containers are equally presented.



B

TABLES



1. Traffic per country

1.1. Outbound traffic per country

COUNTRY - AFRICA	Jan- March 2023		Jan- March 2024		Variation weight	Variation value
	Quantity (t)	Fob Value (M.CFAF)	Quantity (t)	Fob Value (M.CFAF)		
South Africa	547	456	297	229	-46%	-50%
Algeria	738	465	1581	1797	114%	286%
Angola	0	1	889	891	197,462%	65,462%
Benin	-	-	130	54		
Burundi	20	57	-	-	-100%	-100%
Cape Verde	-	-	45	23		
Congo - Brazzaville	1693	2215	1835	2769	8%	25%
Côte d'Ivoire	527	525	516	178	-2%	-66%
Egypt	329	192	1150	422	250%	119%
Gabon	1055	812	539	1990	-49%	145%
Ghana	225	32	5	47	-98%	48%
Guinea	8	8	46	25	476%	221%
Guinea Bissau	-	-	505	261		
Equatorial Guinea	537	658	257	551	-52%	-16%
Réunion Island	219	122	510	278	133%	129%
Mauritius Island	173	62	91	22	-47%	-66%
Kenya	20	2	-	-	-100%	-100%
Madagascar	7	5	-	-	-100%	-100%
Mali	-	-	15	34		
Morocco	418	384	866	836	107%	118%
Niger	3	2	-	-	-100%	-100%
Nigeria	7	285	114	260	1555%	-9%
Uganda	27	22	-	-	-100%	-100%
Democratic Republic of Congo	60	157	126	735	113%	368%
Senegal	18,410	4605	12,334	2940	-33%	-36%
Sierra Leone	-	-	8	4		
Sudan	-	-	9	4		
Tanzania	39	54	40	54	3%	0%
Togo	30	58	31	44	4%	-25%
Tunisia	380	79	630	192	66%	144%
Zimbabwe	45	28	-	-	-100%	-100%
Total AFRICA	25520	11,286	22,572	14,640	-12%	30%

Source : CNSC

COUNTRY - AMERICA	Jan- March 2023		Jan- March 2024		Variation weight	Variation value
	Quantity (t)	Fob Value (M.CFAF)	Quantity (t)	Fob Value (M.CFAF)		
Argentina	66	38	-	-	-100%	-100%
Brazil	1312	1322	1419	1711	8%	29%
Canada	515	171	820	429	59%	150%
Colombia	-	-	4	2		
Curaçao	-	-	62	27		
USA	6836	8555	9713	15651	42%	83%
Mexico	869	1209	-	-	-100%	-100%
Dominican Republic	279	175	455	237	63%	35%
Uruguay	1035	1361	389	478	-62%	-65%
Total AMERICA	10911	12832	12861	18535	18%	44%

Source: CNSC

COUNTRY - OCEANIA	Jan- March 2023		Jan- March 2024		Variation weight	Variation value
	Quantity (t)	Fob Value (M.CFAF)	Quantity (t)	Fob Value (M.CFAF)		
Australia	46	49	-	-	-100%	-100%
Total OCEANIA	46	49	-	-	-100%	-100%

Source: CNSC

COUNTRY - ASIA	Jan- March 2023		Jan- March 2024		Variation weight	Variation value
	Quantity (t)	Fob Value (M.CFAF)	Quantity (t)	Fob Value (M.CFAF)		
Saudi Arabia	1279	379	515	216	-60%	-43%

COUNTRY - ASIA	Jan- March 2023		Jan- March 2024		Variation weight	Variation value
	Quantity (t)	Fob Value (M.CFAF)	Quantity (t)	Fob Value (M.CFAF)		
Bangladesh	43480	37717	38070	38561	-12%	2%
China	124883	15662	105585	12288	-15%	-22%
South Korea	-	-	103	9		
United Arab Emirates	2616	610	3555	724	36%	19%
Hong Kong SAR China	-	-	19	28		
India	3646	947	3751	789	3%	-17%
Indonesia	6690	8490	3170	7204	-53%	-15%
Iraq	74	26	-	-	-100%	-100%
Israel	-	-	18	27		
Japan	1141	529	572	624	-50%	18%
Jordan	-	-	462	154		
Kuwait	82	33	112	47	38%	43%
Lebanon	519	173	152	77	-71%	-55%
Malaysia	14644	15170	12024	26711	-18%	76%
Oman	-	-	4	13		
Pakistan	315	95	156	54	-50%	-43%
The Philippines	-	-	38	6		
Qatar	40	34	-	-	-100%	-100%
Taiwan	3504	997	3858	693	10%	-31%
Thailand	715	144	228	69	-68%	-52%
North Vietnam	79038	6987	55737	4192	-29%	-40%
South Vietnam	2564	714	1914	288	-25%	-60%
Total ASIA	285227	88707	230044	92773	-19%	5%

Source : CNSC

COUNTRY - EUROPE	Jan- March 2023		Jan- March 2024		Variation weight	Variation value
	Quantity (t)	Fob Value (M.CFAF)	Quantity (t)	Fob Value (M.CFAF)		
Albania	193	200	-	-	-100%	-100%
Germany	8017	13472	7404	16632	-8%	23%
Austria	61	48	-	-	-100%	-100%
Belgium	53884	21056	50682	29466	-6%	40%
Cyprus	97	54	74	57	-23%	6%
Croatia	-	-	23	15		
Denmark	57	34	6761	1289	11847%	3653%
Spain	14634	13087	15842	16750	8%	28%
Estonia	791	907	463	1059	-41%	17%
Finland	-	-	310	279		
France	18604	20567	21844	23359	17%	14%
Greece	995	502	1593	763	60%	52%
Ireland	2129	909	2125	880	0%	-3%
Italy	16374	12398	16978	11929	4%	-4%
Latvia	-	-	46	33		
Lithuania	265	160	134	102	-50%	-36%
Malta	21	12	-	-	-100%	-100%
Netherlands	51280	72097	75631	190295	47%	164%
Poland	177	110	899	2067	409%	1786%
Portugal	1836	534	2142	2074	17%	289%
Czech Republic	15	15	4	94	-74%	528%
Romania	285	207	457	329	61%	59%
United Kingdom	7244	3947	8411	3607	16%	-9%
Slovenia	-	-	264	208		
Switzerland	602	907	83	18	-86%	-98%
Turkey	18237	15920	12192	14326	-33%	-10%
Total EUROPE	195797	177142	224363	315635	15%	78%

Source : CNSC

1.2. Inbound traffic per country

COUNTRY - AFRICA	Jan- March 2023		Jan- March 2024		Variation weight	Variation value
	Quantity (t)	Fob Value (M.CFAF)	Quantity (t)	Fob Value (M.CFAF)		
South Africa	10803	8588	27183	3066	152%	-64%
Algeria	141185	3913	313	184	-100%	-95%
Angola	3034	1837	2813	1065	-7%	-42%
Benin	5	4	46	40	790%	927%
Congo - Brazzaville	6598	2589	29773	1452	351%	-44%
Côte d'Ivoire	9513	6965	5865	3252	-38%	-53%
Djibouti	18	23	8	4	-56%	-82%
Egypt	259684	12140	133586	7047	-49%	-42%
Gabon	14980	10288	1502	1222	-90%	-88%
Ghana	9018	4150	19797	8137	120%	96%
Guinea	37274	9660	20	2	-100%	-100%
Equatorial Guinea	6279	2384	82	399	-99%	-83%
Mauritius Island	-	-	154	180		
Kenya	33	45	11	8	-66%	-82%
Liberia	9474	6864	3513	2171	-63%	-68%
Morocco	77420	14011	7616	7218	-90%	-48%
Mauritania	27911	14567	19413	13579	-30%	-7%
Mozambique	-	-	6	3		
Namibia	24546	412	20	63	-100%	-85%
Nigeria	13949	5988	145710	4848	945%	-19%
Democratic Republic of Congo	5	10	-	-	-100%	-100%
Sao Tome and Principe	325	202	-	-	-100%	-100%
Senegal	9517	6354	4497	3123	-53%	-51%
Sierra Leone	50	11	1760	896	3421%	7985%
Tanzania	-	-	137	92		
Togo	303489	215790	172748	90761	-43%	-58%
Tunisia	30201	2979	30063	2436	0%	-18%
Total AFRICA	995311	329774	606638	151250	-39%	-54%

Source : CNSC

COUNTRY - AMERICA	Jan- March 2023		Jan- March 2024		Variation weight	Variation value
	Quantity (t)	Fob Value (M.CFAF)	Quantity (t)	Fob Value (M.CFAF)		
Argentina	30571	10663	24523	6382	-20%	-40%
Brazil	57259	16935	98162	20353	71%	20%
Canada	24326	8649	48431	11738	99%	36%
Chile	8039	5008	10003	6033	24%	20%
Colombia	36	48	35	26	-4%	-46%
Costa Rica	46	126	15	31	-67%	-75%
USA	23753	22806	28774	19529	21%	-14%
Guatemala	-	-	21	53		
Mexico	158	276	670	2385	324%	766%
Nicaragua	24	7	25	7	1%	0%
Panama	5	36	3	26	-47%	-27%
Peru	14549	10351	1637	922	-89%	-91%
Saint Vincent and the Grenadines	-	-	1527	972		
Uruguay	3952	3500	1307	911	-67%	-74%
Total AMERICA	162718	78405	215133	69370	32%	-12%

Source : CNSC

COUNTRY - OCEANIA	Jan- March 2023		Jan- March 2024		Variation weight	Variation value
	Quantity (t)	Fob Value (M.CFAF)	Quantity (t)	Fob Value (M.CFAF)		
Australia	50	66	5598	84503	11126%	128871%
New-Zealand	8534	6968	2809	2881	-67%	-59%
Total OCEANIA	8583	7033	8407	87384	-2%	1142%

Source : CNSC

COUNTRY - ASIA	Jan- March 2023		Jan- March 2024		Variation weight	Variation value
	Quantity (t)	Fob Value (M.CFAF)	Quantity (t)	Fob Value (M.CFAF)		
Saudi Arabia	63579	3495	61270	2384	-4%	-32%
Bahrain	24	4	293	133	1114%	3592%
Bangladesh	554	386	503	304	-9%	-21%
Cambodia	10	5	-	-	-100%	-100%
China	238871	181916	253142	158479	6%	-13%
South Korea	3787	3232	28649	4718	657%	46%
United Arab Emirates	19983	13102	176931	16866	785%	29%
Hong Kong SAR China	151	57	75	28	-50%	-52%
India	200661	77021	113754	62849	-43%	-18%
Indonesia	38194	15138	25811	8726	-32%	-42%
Israel	727	2028	27	3	-96%	-100%
Japan	2637	2726	3588	2999	36%	10%
Jordan	1109	978	267	170	-76%	-83%
Kuwait	170	114	270	160	59%	41%
Lebanon	764	774	399	1093	-48%	41%
Malaysia	5687	4336	31531	12787	454%	195%
Myanmar	-	-	25075	9054		
Oman	6351	5517	7369	5352	16%	-3%
Pakistan	875	472	145697	39879	16560%	8354%
The Philippines	3683	2740	522	293	-86%	-89%
Qatar	30235	12849	2305	1386	-92%	-89%
Singapore	899	1807	3687	4812	310%	166%
Sri Lanka	115	143	34	142	-70%	-1%
Syria	-	-	12	4		
Taiwan	726	954	507	508	-30%	-47%
Thailand	82996	25817	23859	12950	-71%	-50%
North Vietnam	3041	1657	478	316	-84%	-81%
South Vietnam	3541	1513	3606	2345	2%	55%
South Yemen	673	10996	-	-	-100%	-100%
Total ASIA	710043	369777	909663	348740	28%	-6%

Source : CNSC

COUNTRY - EUROPE	Jan- March 2023		Jan- March 2024		Variation weight	Variation value
	Quantity (t)	Fob Value (M.CFAF)	Quantity (t)	Fob Value (M.CFAF)		
Germany	55579	20243	28269	26463	-49%	31%
Belgium	55083	78416	95869	86402	74%	10%
Bulgaria	113	72	153	38	36%	-47%
Cyprus	146	40	508	30	248%	-25%
Croatia	805	592	233	43	-71%	-93%
Denmark	605	974	346	294	-43%	-70%
Spain	141636	19748	66655	11917	-53%	-40%
Estonia	46647	9217	-	-	-100%	-100%
Finland	15804	5561	24143	7003	53%	26%
France	119819	79070	89802	62637	-25%	-21%
Georgia	157	122	-	-	-100%	-100%
Greece	833	446	978	1511	18%	239%
Ireland	1303	2104	780	3841	-40%	83%
Italy	12317	18527	12406	14314	1%	-23%
Latvia	9984	2246	36850	5630	269%	151%
Lithuania	21504	4729	38932	6938	81%	47%
Malta	99	201	155	290	57%	44%
Martinique	-	-	10	6		
Montenegro	13	121	-	-	-100%	-100%
Norway	2797	1355	260	570	-91%	-58%
Netherlands	9301	4892	10724	5575	15%	14%
Poland	4989	3324	31797	7199	537%	117%
Portugal	3322	2511	3927	2937	18%	17%
Romania	476	264	130	95	-73%	-64%
United Kingdom	9945	41269	9429	6946	-5%	-83%
Russia	27127	7062	107573	19817	297%	181%
Slovenia	156	69	227	143	46%	107%
Sweden	1436	1039	2509	1215	75%	17%
Turkey	60492	19159	43959	27954	-27%	46%
Total EUROPE	602485	323372	606626	299806	1%	-7%

Source : CNSC



2. Tonnage per Port

COUNTRY - AFRICA	PORTS	Jan- March 2023		Jan- March 2024		Variation export	Variation import
		Export (t)	Import (t)	Export (t)	Import (t)		
South Africa	Cape Town	142	2706	212	1974	49%	-27%
	Coega		21		24		16%
	Durban	385	8076	82	25174	-79%	212%
	Johannesburg	20		3		-85%	
	Port Elizabeth		-		11		
Algeria	Alger	683	2479	1581	136	131%	-95%
	Annaba		51413		-		-100%
	Djen Djen		30062		152		-99%
	Ghazaouet	55		-		-100%	
	Oran		57230		25		-100%
Angola	High Sea, Angola		2990		2732		-9%
	Luanda	0	44	889	81	197462%	83%
Benin	Cotonou	-	5	130	46		790%
Burundi	Bujumbura	20		-		-100%	
Cape Verde	Mindelo	-		45			
Congo - Brazzaville	Pointe-Noire	1693	22	1835	29773	8%	135234%
	Thunder Bay		6576		-		-100%
Côte d'Ivoire	Abidjan	527	9513	516	5865	-2%	-38%
Djibouti	Djibouti		18		8		-56%
Egypt	Alexandria	311	4409	1118	5978	260%	36%
	Damiette	18	936	32	578	79%	-38%
	El Arish		-		17000		
	El-Dekheila		19		56750		303668%
	Port-Saïd		254320		53276		-79%
Gabon	Sokhna		-		4		
	Libreville	924	471	363	806	-61%	71%
	Owendo		14509		-		-100%
Ghana	Port Gentil	130	0	177	696	36%	3164468 %
	Accra	24		-		-100%	
	Takoradi	201	0	-	924	-100%	225184%
	Tema	-	9017	5	18873		109%

COUNTRY - AFRICA	PORTS	Jan- March 2023		Jan- March 2024		Variation export	Variation import
		Export (t)	Import (t)	Export (t)	Import (t)		
Guinea	Conakry	8	37274	46	20	476%	-100%
Guinea Bissau	Bissau	-		505			
Equatorial Guinea	Bata	386	-	79	25	-80%	
	Luba		370		57		-85%
	Malabo	152	5909	178	-	17%	-100%
Réunion Island	Longoni	-		163			
	Pointe des Galets	219		302		38%	
	Port Reunion	-		45			
Mauritius Island	Port-Louis	173	-	91	154	-47%	
Kenya	Mombasa	20	33	-	11	-100%	-66%
Liberia	Buchanan		2501		-		-100%
	Greenville		4496		-		-100%
	Monrovia		2477		3513		42%
Madagascar	Antananarivo	5		-		-100%	
	Tamatave	2		-		-100%	
Mali	Bamako	-		15			
Morocco	Agadir	225	62030	-	4956	-100%	-92%
	Casablanca	193	2621	817	2616	324%	0%
	High Sea, Morocco		120		-		-100%
	Jorf Lasfar		12100		-		-100%
	Tanger Med	-	288	18	39		-87%
	Tanger Ville	-	261	30	6		-98%
Mauritania	High Sea, Mauritania		1452		12015		727%
	Nouadhibou		25091		7341		-71%
	Nouakchott		1368		58		-96%
Mozambique	Maputo		-		6		
Namibia	Walvis Bay		24546		20		-100%
Niger	Niamey	3		-		-100%	
Nigeria	Apapa	7	2241	101	145535	1360%	6394%
	Lagos		10500		63		-99%
	Onne	-	17	2	-		-100%

COUNTRY - AFRICA	PORTS	Jan- March 2023		Jan- March 2024		Variation export	Variation import
		Export (t)	Import (t)	Export (t)	Import (t)		
	Port Harcourt	-	819	11	-		-100%
	Tincan Island		372		112		-70%
Uganda	Port Bell	27		-		-100%	
Democratic Republic of Congo	Goma	-		26			
	Kinshasa	57		-		-100%	
	Lubumbashi	-		12			
	Matadi	2	5	89	-	3551%	-100%
Sao Tome and Principe	Sao Tome		325		-		-100%
Senegal	Dakar	18392	9517	12334	4497	-33%	-53%
	Thies	19		-		-100%	
Sierra Leone	Freetown	-	50	8	1760		3421%
Sudan	Port-Sudan	-		9			
Tanzania	Dar es Salaam	39	-	40	137	3%	
Togo	Lome	30	303489	31	172748	4%	-43%
Tunisia	Bizerte		1004		-		-100%
	Radès		358		94		-74%
	Sfax	380	16857	549	20664	45%	23%
	Sousse		-		137		
	Tunis	-	11982	80	9168		-23%
Zimbabwe	Victoria	45		-		-100%	

Source : CNSC

COUNTRY - AMERICA	PORTS	Jan- March 2023		Jan- March 2024		Variation export	Variation import
		Export (t)	Import (t)	Export (t)	Import (t)		
Argentina	Buenos Aires	66	1300	-	2129	-100%	64%
	Mar del Plata		1067		-		-100%
	Rosario		48		394		727%
	San Lorenzo		27977		22000		-21%
	Zárate		179		-		-100%
Brazil	Areia Branca		24900		24200		-3%
	Itapoá		733		27		-96%

COUNTRY - AMERICA	PORTS	Jan- March 2023		Jan- March 2024		Variation export	Variation import
		Export (t)	Import (t)	Export (t)	Import (t)		
	Maceio		-		20000		
	Natal		192		-		-100%
	Navegantes	61	847	-	5	-100%	-99%
	Paranaguá		2104		999		-53%
	Rio de Janeiro	21	-	-	27	-100%	
	Rio Grande	-	513	127	162		-68%
	Salvador	464		466		0%	
	Santos	765	25803	802	26380	5%	2%
	Suaape		2167		-		-100%
	Terminal Termisa		-		24000		
	Vitoria	-	-	25	2362		
Canada	Corner Brook		302		-		-100%
	Halifax	5	14	-	106	-100%	669%
	Montreal	468	1384	357	2587	-24%	87%
	Quebec		10000		27500		175%
	Saint John		12558		18150		45%
	Toronto	41		463		1018%	
	Vancouver		69		88		28%
Chile	Coronel		141		-		-100%
	High Sea, Chile		2363		9870		318%
	Iquique		217		133		-39%
	San Vicente		5319		-		-100%
Colombia	Carthagène COL	-	36	4	35		-4%
Costa Rica	Moín		42		15		-64%
	Puerto Limón		3		-		-100%
Curaçao	Willemstad	-		62			
USA	Baltimore	1056	825	1062	1629	1%	98%
	Boston	20	18	-	-	-100%	-100%
	Chalmette		8400		8411		0%
	Charleston	140	202	19	148	-86%	-27%
	Freeport		221		151		-32%
	Hopewell		6000		-		-100%
	Houston	106	3527	70	3928	-34%	11%

COUNTRY - AMERICA	PORTS	Jan- March 2023		Jan- March 2024		Variation export	Variation import
		Export (t)	Import (t)	Export (t)	Import (t)		
	Jacksonville		16		-		-100%
	Long Beach		53		32		-40%
	Los Angeles	60	68	103	54	71%	-21%
	Miami	408	38	366	10	-10%	-74%
	Mobile	103	-	507	674	392%	
	New York	1930	1333	2848	587	48%	-56%
	Newark	953	338	2133	365	124%	8%
	Norfolk	318	353	1431	748	349%	112%
	New-Orleans	-	65	385	54		-16%
	Oakland		95		112		19%
	Philadelphia	611		102		-83%	
	Providence		3		3		15%
	Savannah	949	2044	618	929	-35%	-55%
	Seattle	65	358	28	768	-57%	115%
	Texas City	-	-	14	10172		
	Washington	55		27		-50%	
	Wilmington	61		-		-100%	
Guatemala	Santo Tomás de Castilla		-		21		
Mexico	Altamira		30		617		1984%
	Ensenada		-		29		
	Vera cruz	869	128	-	25	-100%	-81%
Nicaragua	Corinto		24		25		1%
Panama	Cristobal		5		-		-100%
	Rodman		-		3		
Peru	Callao		-		4		
	Haute mer Pérou		14549		1633		-89%
Dominican Republic	Caucedo	279		455		63%	
Saint Vincent and the Grenadines	Kingstown		-		1527		
Uruguay	Montevideo	1035	3952	389	1307	-62%	-67%

Source : CNSC

COUNTRY - ASIA	PORTS	Jan- March 2023		Jan- March 2024		Variation export	Variation import
		Export (t)	Import (t)	Export (t)	Import (t)		
Saudi Arabia	Ad Dammam		387		434		12%
	Al Jubail		887		550		-38%
	Dammam	179	25	129	151	-28%	494%
	Jeddah	857	1318	386	649	-55%	-51%
	King Abdullah Port	243	60961	-	77	-100%	-100%
	Yanbu		-		59410		
Bahrain	Bahrain		24		293		1114%
Bangladesh	Chattogram		353		502		42%
	Chittagong	43480	201	38070	1	-12%	-99%
Cambodia	Sihanoukville		10		-		-100%
China	Beijiao		153		4		-98%
	Caofeidian		3010		20000		565%
	Changzhou		955		5039		428%
	Chongqing		202		227		13%
	Dafeng		13		23		85%
	Dalian	-	7186	13	2321		-68%
	Fuqing		1105		524		-53%
	Fuzhou		5747		3906		-32%
	Gāolán		127		127		0%
	Gaoming		1269		2073		63%
	Gaosha		94		310		230%
	Gaoyao		-		28		
	Guangzhou		150		28		-81%
	Haikou		721		165		-77%
	Hefei	9	-	-	8	-100%	
	Huangpu	42	435	14	646	-67%	48%
	Jiangmen		1027		1272		24%
	Jiangyin		720		448		-38%
	Jingjiang	554		-		-100%	
	Jiujiang		5173		2916		-44%
	Lianyungang		1764		7455		323%
	Mawei		308		63		-80%
	Nanchang		-		82		
	Nanjing	102	700	-	1544	-100%	121%
	Nansha	2817	35135	5000	45387	78%	29%
	Nantong		52		55		6%
	Ningbo	349	28652	970	33951	178%	18%

COUNTRY - ASIA	PORTS	Jan- March 2023		Jan- March 2024		Variation export	Variation import
		Export (t)	Import (t)	Export (t)	Import (t)		
	Qingdao	583	33551	1443	35303	148%	5%
	Qinhuangdao		55		56		2%
	Qinzhou		668		1242		86%
	Sanbu		281		-		-100%
	Sanrong		3078		361		-88%
	Sanshui		293		216		-26%
	Shanghai	6188	20677	3361	25749	-46%	25%
	Shantou		523		518		-1%
	Shekou		6181		4826		-22%
	Shenzhen		56		4		-93%
	Shunde		62		121		95%
	Taicang		-		31		
	Taishan		139		-		-100%
	Taizhou		12		29		152%
	Tianji Xingang	107	5140	421	7518	293%	46%
	Tianjin	-	47030	20	21262		-55%
	Waihai		37		22		-40%
	Weihai		162		110		-32%
	Wenzhou		499		242		-51%
	Wuhan		105		231		121%
	Wuhu		483		301		-38%
	Wuzhou		134		73		-46%
	Xiamen	623	7404	947	7300	52%	-1%
	Xiaolan		130		72		-45%
	Xingang	-	12039	43	13376		11%
	Yangpu		87		139		61%
	Yangzhou		65		780		1096%
	Yantian	104	2229	513	930	392%	-58%
	Yi Chang		52		58		13%
	Yueyang		-		30		
	Yunfu		28		-		-100%
	Zha Pu		-		12		
	Zhangjiagang	113405	2085	92839	1616	-18%	-22%
	Zhanjiang		98		20		-79%
	Zhaoqing		499		1368		174%
	Zhenjiang		140		359		157%
	Zhongshan		133		155		17%
	Zhuhai		22		109		403%

COUNTRY - ASIA	PORTS	Jan- March 2023		Jan- March 2024		Variation export	Variation import
		Export (t)	Import (t)	Export (t)	Import (t)		
South Korea	Busan	-	2916	103	4800		65%
	Gwangyang		15		113		650%
	Incheon		856		23254		2617%
	Kwangyang		-		97		
	PyeongTaek		-		386		
United Arab Emirates	Abu Al Bukhoosh		-		37		
	Abu Dhabi		73		122		67%
	Ajman		-		140		
	Dubai	109	98	659	89	502%	-9%
	Jebel Ali	2507	19543	2896	29561	16%	51%
	Mina Saqr		-		146967		
	Ras Al Khaimah		258		15		-94%
	Sharjah		12		-		-100%
Hong Kong SAR China	Hong Kong	-	151	19	75		-50%
India	Bangalore	-		97			
	Chennai		272		617		127%
	Cochin		42		27		-34%
	Ennore	256	1517	26	2609	-90%	72%
	Haldia		108		558		416%
	Hazira		2467		2785		13%
	Kakinada		75813		9530		-87%
	Kandla		46819		64702		38%
	Kattupalli		-		5		
	Kolkata	27	60	-	1393	-100%	2231%
	Madras	-		424			
	Mangalore	431	74	95	-	-78%	-100%
	Mumbai		18		-		-100%
	Mundra	17	20505	104	11429	505%	-44%
	New Delhi	146		20		-86%	
	New Mangalore	-	17167	77	-		-100%
	Nhava Sheva	482	27648	496	12776	3%	-54%
	Pipavav		6408		4412		-31%
	Tuticorin	2287	280	2414	517	6%	84%
	Visakhapatnam		1464		2394		64%
Indonesia	Belawan		1026		771		-25%
	Jakarta	4825	300	2477	740	-49%	146%



COUNTRY - ASIA	PORTS	Jan- March 2023		Jan- March 2024		Variation export	Variation import
		Export (t)	Import (t)	Export (t)	Import (t)		
	Perawang		944		450		-52%
	Poso, Sulawesi		34223		20346		-41%
	Semarang	-	152	66	28		-81%
	Surabaya	1562	677	526	2288	-66%	238%
	Tanjung Pelepas	-	21	403	87		306%
	Tanjung Perak		47		305		550%
	Tanjung Priok	304	804	100	795	-67%	-1%
Iraq	Basra	74		-		-100%	
Israel	Ashdod		711		-		-100%
	Haifa	-	15	18	27		74%
Japan	Hakata	24	-	24	52	0%	
	Kobe		693		701		1%
	Moji		4		-		-100%
	Nagoya	913	116	352	51	-61%	-56%
	Naha		19		21		13%
	Osaka		-		17		
	Tokyo	-	-	41	22		
	Tomakomai		100		16		-84%
	Yokohama	204	1706	155	2708	-24%	59%
Jordan	Aqaba	-	1109	462	267		-76%
Kuwait	Shuaiba	82	51	-	253	-100%	400%
	Shuwaikh	-	119	112	17		-86%
Lebanon	Beirut	519	764	152	399	-71%	-48%
Malaysia	Bintulu, Sarawak		202		-		-100%
	Kemaman		-		27616		
	Pasir Gudang	10309	180	9420	10	-9%	-94%
	Penang	67	399	-	82	-100%	-80%
	Port Kelang	4268	4906	2201	3823	-48%	-22%
	Tanjung Pelepas	-	21	403	87		306%
Myanmar	Yangon		-		25075		
Oman	Duqm		5169		5446		5%
	Salalah		-		37		
	Sohar	-	1182	4	1887		60%
Pakistan	Karachi	315	281	156	33980	-50%	11985%
	Muhammad Bin Qasim		137		4379		3104%

COUNTRY - ASIA	PORTS	Jan- March 2023		Jan- March 2024		Variation export	Variation import
		Export (t)	Import (t)	Export (t)	Import (t)		
The Philippines	Port Qasim		457		107338		23404%
	Davao		2628		509		-81%
	Manille	-	-	38	13		
	Panabo City		1055		-		-100%
Qatar	Doha		2		-		-100%
	Hamad	40	242	-	456	-100%	89%
	Mesaieed		29992		1849		-94%
Singapore	Singapore		899		3687		310%
Sri Lanka	Colombo		115		34		-70%
Syria	Lattaquie		-		12		
Taiwan	Kaohsiung	2652	674	2654	436	0%	-35%
	Keelung	89	3	387	53	335%	1644%
	Taichung	763	29	817	18	7%	-38%
	Taipei		20		-		-100%
Thailand	Bangkok	27	138	27	1422	0%	932%
	Koh Sichang		76219		-		-100%
	Laem Chabang	612	6639	-	22436	-100%	238%
	Lat Krabang	76		100		32%	
	Unithai	-		100			
North Vietnam	Haiphong	64480	811	49342	227	-23%	-72%
	Hanoi	14558		6306		-57%	
	Vung Tau	-	2230	89	251		-89%
South Vietnam	Cát Lái	841		-		-100%	
	Da Nang	141		-		-100%	
	Ho Chi Minh City	1581	3541	1914	3606	21%	2%
South Yemen	Aden		57		-		-100%
	Mukalla		616		-		-100%

Source : CNSC



COUNTRY - EUROPE	PORTS	Jan- March 2023		Jan- March 2024		Variation export	Variation import
		Export (t)	Import (t)	Export (t)	Import (t)		
Albania	Durrës	193		-		-100%	
Germany	Bremen	4		-		-100%	
	Bremerhaven	112	3103	667	2872	496%	-7%
	Drensteinfurt	-		18			
	Hamburg	7901	33453	6719	9073	-15%	-73%
	Rostock		19000		16300		-14%
	Wilhelmshaven		24		24		3%
Austria	Geretsberg	61		-		-100%	
Belgium	Antwerp	53864	55083	50667	95869	-6%	74%
	Brussels	20		15		-24%	
Bulgaria	Bourgas		-		55		
	Varna		113		98		-13%
Cyprus	Limassol	97	146	74	508	-23%	248%
Croatia	Ploce		152		-		-100%
	Rijeka	-	653	23	233		-64%
Denmark	Aalborg		-		11		
	Aarhus	57	29	6761	81	11847%	177%
	Copenhagen		405		190		-53%
	Fredericia		171		64		-63%
Spain	Algésiras	970	780	170	433	-83%	-44%
	Alicante		99		56		-43%
	Almería		826		15507		1776%
	Barcelona	3035	91222	3399	31566	12%	-65%
	Bilbao	1224	876	1542	4484	26%	412%
	Carboneras		20200		-		-100%
	Carthagène ESP		-		74		
	Garrucha		15000		-		-100%
	Girona	12		-		-100%	
	Gijón	64	815	-	801	-100%	-2%
	La Corogne	24		-		-100%	
	Las Palmas	90	1271	40	1557	-55%	22%
	Marin	112	72	177	122	57%	71%
	Pontevedra	-		14			

COUNTRY - EUROPE	PORTS	Jan- March 2023		Jan- March 2024		Variation export	Variation import
		Export (t)	Import (t)	Export (t)	Import (t)		
	Santa Cruz de Tenerife	-		25			
	Tarragone		2415		1700		-30%
	Valence	8043	7243	10387	9707	29%	34%
	Vigo	1059	815	89	649	-92%	-20%
Estonia	Muuga		46610		-		-100%
	Tallinn	791	37	463	-	-41%	-100%
Finland	Helsinki	-	252	1	100		-60%
	Kotka	-	14543	309	23577		62%
	Oulu		47		441		843%
	Rauma		958		25		-97%
France	Uusikaupunki		4		-		-100%
	Angers	145		20		-87%	
	Bassens	17	310	12	348	-31%	12%
	Brest		121		73		-40%
	Caen	1441		1252		-13%	
	Damville	-		10			
	Dunkerque	119	1660	-	1994	-100%	20%
	Fos-sur-Mer	4040	19198	3232	1069	-20%	-94%
	Gennevilliers	-		7			
	La Pallice	2972	5641	589	0	-80%	-100%
	La Rochelle-Pallice	428		182		-57%	
	Lavéra		-		4501		
	Le Havre	2365	11909	1935	11273	-18%	-5%
	Marseille	512	814	21	1597	-96%	96%
	Montoir-de-Bretagne		1453		976		-33%
	Montreuil	14		-		-100%	
	Paris	-		17			
	Port de Bouc	-		11			
	Port Vendres	686	1160	7873	1606	1048%	39%
	Rouen	5864	77532	6606	66332	13%	-14%
	Sète		20		33		61%
	Villenoy	-		76			



COUNTRY - EUROPE	PORTS	Jan- March 2023		Jan- March 2024		Variation export	Variation import
		Export (t)	Import (t)	Export (t)	Import (t)		
Georgia	Poti		157		-		-100%
Greece	Le Pirée	442	773	542	899	23%	16%
	Thessalonica	553	60	1051	80	90%	34%
Ireland	Belfast Ireland		22		-		-100%
	Cork	1648	49	1642	10	0%	-80%
	Dublin	481	1232	483	770	0%	-37%
Italy	Ancona	21	26	-	7	-100%	-75%
	Bari	80		-		-100%	
	Catania	18		-		-100%	
	Genoa	3756	3324	3081	3999	-18%	20%
	Gioia Tauro	264		268		1%	
	La Spezia		795		311		-61%
	Livorno	9669	5565	8657	5064	-10%	-9%
	Naples	1293	504	470	597	-64%	18%
	Palermo	17		-		-100%	
	Ravenna	116	36	303	6	161%	-84%
	Salerno	101	547	-	458	-100%	-16%
	Trieste	245	356	358	416	46%	17%
	Vado Ligure	-	778	2796	978		26%
	Vasto	793		996		26%	
	Venice	-	387	50	572		48%
Latvia	Liepaja		9900		-		-100%
	Riga	-	84	46	36850		43789%
Lithuania	Klaipeda	265	21504	134	38932	-50%	81%
Malta	Malta	21	64	-	25	-100%	-61%
	Marsaxlokk		35		130		273%
Martinique	Fort-de-France		-		10		
Montenegro	Bar		13		-		-100%
Norway	Ålesund		45		-		-100%
	Brevik		-		122		
	Drammen		261		-		-100%
	Kristiansand		-		22		
	Maaloy		58		-		-100%

COUNTRY - EUROPE	PORTS	Jan- March 2023		Jan- March 2024		Variation export	Variation import
		Export (t)	Import (t)	Export (t)	Import (t)		
	Mo i Rana		18		-		-100%
	Moss		4		-		-100%
	Oslo		22		106		389%
	Porsgrunn		2102		-		-100%
	Stavanger		278		10		-96%
	Tananger		9		-		-100%
Netherlands	Amsterdam	47479	2	66606	44	40%	1870%
	High Sea, Netherlands		4960		6396		29%
	Rotterdam	3801	4339	9025	4284	137%	-1%
Poland	Gdansk	10	1821	837	2951	7978%	62%
	Gdynia	166	3066	62	28847	-63%	841%
	Szczecin		103		-		-100%
Portugal	Bobadela	-		293			
	Leixões	235	1338	389	444	65%	-67%
	Lisbon	55	1636	499	2641	803%	61%
	Sines		348		-		-100%
	Viana do Castelo	1546	-	962	843	-38%	
Czech Republic	Prague	-		4			
	Zlin	15		-		-100%	
Romania	Bucharest	47		-		-100%	
	Constanta	238	476	457	130	92%	-73%
United Kingdom	Aberdeen	466	6145	191	-	-59%	-100%
	Belfast	81	234	22	311	-72%	33%
	Charleston	140	202	19	148	-86%	-27%
	Felixstowe	68	321	202	311	200%	-3%
	Grangemouth	-	38	434	21		-44%
	Greenock		-		171		
	Immingham		-		6009		
	Liverpool	993	182	1559	148	57%	-19%
	London		1902		1695		-11%
	Poole		-		2		
	Portsmouth	3877	499	4872	320	26%	-36%
	Southampton	-	94	30	-		-100%



COUNTRY - EUROPE	PORTS	Jan- March 2023		Jan- March 2024		Variation export	Variation import
		Export (t)	Import (t)	Export (t)	Import (t)		
	Teesport		-		16		
	Tilbury	1760	328	1100	424	-38%	29%
Russia	Novorossiysk		-		73191		
	Saint-Petersburg		-		647		
	Taman		20000		-		-100%
	Ust-Luga		7127		33736		373%
Slovenia	Koper	-	156	264	227		46%
Sweden	Göteborg		745		1064		43%
	Norrköping		597		1445		142%
	Stockholm		62		-		-100%
	Wallhamn		32		-		-100%
Switzerland	Lausanne	-		83			
	Zurich	602		-		-100%	
Turkey	Aliaga		30300		349		-99%
	Ambarli	7354	2490	3538	1553	-52%	-38%
	Antalya		882		2471		180%
	Autoport Gölcük		-		32		
	Cayırova	42		-		-100%	
	Derince	-	194	1170	375		93%
	Evyap	1135	8	-	41	-100%	386%
	Gebze	500	2251	1250	731	150%	-68%
	Gemlik	223	3532	223	865	0%	-76%
	Iskenderun	1586	3140	2522	5325	59%	70%
	Istanbul	326	969	330	1063	1%	10%
	Izmir	125	281	-	648	-100%	130%
	Izmit	5531	1973	2972	1855	-46%	-6%
	Korfez	-		20			
	Kumport		33		-		-100%
	Kutahya	-		58			
	Mardas		-		11		
	Marport		14		27		89%
	Mersin	1042	14294	88	27049	-92%	89%
	Samsun		53		37		-30%

COUNTRY - EUROPE	PORTS	Jan- March 2023		Jan- March 2024		Variation export	Variation import
		Export (t)	Import (t)	Export (t)	Import (t)		
	Tekirdag		28		1334		4745%
	Yarimca	373	50	21	170	-94%	236%
	Yilport		-		22		

Source : CNSC

COUNTRY - OCEANIA	PORTS	Jan- March 2023		Jan- March 2024		Variation export	Variation import
		Export (t)	Import (t)	Export (t)	Import (t)		
Australia	Adelaide		-		5483		
	Brisbane		11		-		-100%
	Fremantle		19		45		136%
	Melbourne		-		24		
	Newcastle	25		-		-100%	
	Sydney	20	20	-	46	-100%	129%
New-Zeland	Auckland		572		-		-100%
	Lyttelton		2545		952		-63%
	Nelson		3989		87		-98%
	Port Chalmers		164		1616		888%
	Tauranga		1264		154		-88%

Source : CNSC



3. Traffic per product

3.1. Outbound traffic per product

Products	Jan- March 2023		Jan- March 2024		Variation weight	Variation value
	Quantity (t)	Fob Value (M.CFAF)	Quantity (t)	Fob Value (M.CFAF)		
ALUMINIUM AND ARTICLES THEREOF	9471	10866	15270	19167	61%	76%
Unwrought aluminium	9268	10410	15018	18781	62%	80%
Household or household economy, hygiene or toilet articles and parts thereof, of aluminium; sponges, tor ...	8	36	-	-	-100%	-100%
Other aluminium articles	9	39	-	-	-100%	-100%
Aluminium bars, rods and profiles	28	18	-	-	-100%	-100%
Aluminium waste and scrap	-	-	72	9		
Aluminium plates, sheets and strip, of a thickness exceeding 0,2 mm	158	364	181	377	14%	4%
OTHER MADE-UP TEXTILE ARTICLES; SETS; WORN CLOTHING AND WORN TEXTILE ARTICLES; RAGS	21	45	-	-	-100%	-100%
Rags, twines, ropes and ropes, of textile materials, in the form of waste or end-of-life articles, etc.	0	0	-	-	-100%	-100%
Packaging bags and sachets	21	45	-	-	-100%	-100%
PRODUCTS OF ANIMAL ORIGIN, NOT ELSEWHERE SPECIFIED OR INCLUDED	79	16	62	12	-21%	-21%
Animal products not elsewhere specified or included; dead animals of Chapter 1 or 3, unfit for human consumption	79	16	62	12	-21%	-21%
WOOD AND ARTICLES OF WOOD; WOOD CHARCOAL	327689	66582	264690	51205	-19%	-23%
Tableware and kitchenware, of wood	-	-	45	6		
Other articles of wood	16	2	3	2	-84%	-7%
Plywood	364	192	409	103	12%	-46%
Sawn wood	173144	44113	154571	38989	-11%	-12%
Wood logs	140940	16504	99708	8558	-29%	-48%
Cases, boxes, crates, cylinders and similar packaging, of wood; drums (reels) for cables, of wood;...	0	0	-	-	-100%	-100%
Plywood	13224	5770	9955	3546	-25%	-39%
BEVERAGES, SPIRITS AND VINEGAR	849	219	803	197	-5%	-10%
Other fermented drinks (cider, perry, mead, sake, for example); mixtures of fermented drinks and mixtures ...	7	1	-	-	-100%	-100%
Malt beers	262	80	188	96	-28%	20%
Waters, including mineral waters and aerated waters, containing added sugar or other sweetening matter or flavouring...	580	138	615	101	6%	-27%
COCOA AND COCOA PREPARATIONS	99291	152928	111398	296442	12%	94%
Cocoa butter, fats and oil	7694	15934	6935	19918	-10%	25%
Cocoa beans	76258	110347	88294	233693	16%	112%
Chocolate and other food preparations containing cocoa	327	567	295	606	-10%	7%
Cocoa shells, husks, skins and other cocoa waste	102	24	77	27	-24%	14%
Cocoa paste, whether or not defatted	14908	26048	15798	42199	6%	62%

Products	Jan- March 2023		Jan- March 2024		Variation weight	Variation value
	Quantity (t)	Fob Value (M.CFAF)	Quantity (t)	Fob Value (M.CFAF)		
Cocoa powder, not containing added sugar or other sweetening matter	3	7	-	-	-100%	-100%
COFFEE, TEA, MATÉ AND SPICES	1057	1151	2924	4781	177%	315%
Coffee, unroasted, not decaffeinated	1017	1145	2894	4752	184%	315%
Ginger, saffron, turmeric (curcuma), thyme, bay leaves, curry and other spices	39	6	27	29	-31%	397%
Seeds of anise, badian, fennel, coriander, cumin or caraway; juniper berries	-	-	2	0		
Pepper of the genus Piper; dried or crushed or ground fruit of the genus Capsicum or of the genus Pimenta	-	-	1	0		
RUBBER AND ARTICLES THEREOF	9279	6729	12447	9064	34%	35%
Natural rubber, balata, gutta-percha, guayule, chicle and similar natural gums, in primary forms or...	9277	6718	12447	9064	34%	35%
New pneumatic tyres, of rubber	2	11	-	-	-100%	-100%
MINERAL FUELS, MINERAL OILS AND PRODUCTS OF THEIR DISTILLATION; BITUMINOUS SUBSTANCES; MINERAL WAXES	119	143	-	-	-100%	-100%
Petroleum oils or oils obtained from bituminous minerals, other than crude oils; preparations not specified or included ...	119	143	-	-	-100%	-100%
COTTON	37961	41206	38766	44417	2%	8%
Cotton	37961	41206	38766	44417	2%	8%
COPPER AND ARTICLES THEREOF	321	341	331	336	3%	-1%
Other articles of copper	54	43	288	230	433%	433%
Copper bars, rods and profiles	162	130	16	59	-90%	-54%
Refined copper and copper alloys, unwrought	105	168	26	47	-75%	-72%
PERSONAL EFFECTS	132	83	73	36	-45%	-57%
TANNING OR DYING EXTRACTS; TANNINS AND THEIR DERIVATIVES; PIGMENTS AND OTHER COLORING MATERIALS; PAINTS AND WORM ...	-	-	33	33		
Glazier's putty, resin cements and other putties; coatings used in painting; non-refractory plasters of ...	-	-	1	1		
Paints and varnishes based on synthetic polymers or modified natural polymers, dispersed or dissolved in a...	-	-	28	21		
Paints and varnishes based on synthetic polymers or modified natural polymers, dispersed or dissolved in a...	-	-	4	12		
CAST IRON, IRON AND STEEL	-	-	81	15		
Other alloy steel in ingots or other primary forms; semi-finished products of other alloy steel...	-	-	3	6		
Ferrous waste and scrap; remelting scrap ingots of iron or steel...	-	-	78	10		
EDIBLE FRUITS; PEEL OF CITRUS FRUITS OR MELONS	22255	2935	31096	4500	40%	53%
Apricots, cherries, peaches (including nectarines), plums and sloes, fresh	19	2	5	1	-73%	-75%
Other nuts, fresh or dried, whether or not shelled or peeled	53	5	65	35	23%	641%
Bananas, fresh or dried	22184	2928	31026	4465	40%	52%
OILSEEDS AND OIL FRUITS; MISCELLANEOUS SEEDS, SEEDS AND FRUITS; INDUSTRIAL OR MEDICINAL PLANTS; STRAWS AND ...	224	65	193	107	-14%	65%



Products	Jan- March 2023		Jan- March 2024		Variation weight	Variation value
	Quantity (t)	Fob Value (M.CFAF)	Quantity (t)	Fob Value (M.CFAF)		
Groundnuts, not fried or otherwise cooked, whether or not shelled or broken	6	1	3	0	-53%	-71%
Other oil seeds and oleaginous fruits, whether or not broken	-	-	1	0		
Seeds, fruit and spores for sowing	41	8	-	-	-100%	-100%
Plants, parts of plants, seeds and fruits of species used mainly in perfumery, medicine or ...	177	55	189	107	7%	92%
ANIMAL OR VEGETABLE FATS AND OILS; PRODUCTS OF THEIR DISSOCIATION; PREPARED DIETARY FATS; WAXES ...	53	11	3657	1920	6800%	16781%
Other fixed vegetable fats and oils (including jojoba oil) and their fractions, whether or not refined, but not...	-	-	505	261		
Vegetable waxes (other than triglycerides), beeswax, other insect waxes and spermaceti, whether or not refined or coloured	19	6	33	17	71%	207%
Palm oil and its fractions, whether or not refined, but not chemically modified	33	6	28	3	-16%	-39%
Coconut (copra), palm kernel or babassu oil and fractions thereof, whether or not refined, but not chemically...	-	-	2040	1144		
Margarine; food mixtures or preparations of animal or vegetable fats or oils or of fractions of ...	1	0	-	-	-100%	-100%
Sun stearin, lard oil, oleostearin, oleomargarine and tallow oil, not emulsified, mixed or otherwise prepared	-	-	1052	494		
CLOCKS AND WATCHES AND PARTS THEREOF	0	0	-	-	-100%	-100%
Alarm clocks, clocks, clocks and similar horological appliances, with non-watch movement ...	0	0	-	-	-100%	-100%
ESSENTIAL OILS AND RESINOIDS; PERFUMERY, COSMETIC OR TOILET PREPARATIONS	284	468	331	550	17%	18%
Hair preparations	8	8	-	-	-100%	-100%
Prepared beauty or make-up products and preparations for maintaining or caring for the skin, other than...	276	460	331	550	20%	20%
OPTICAL, PHOTOGRAPHY OR CINEMATOGRAPHY, MEASURING, CONTROL OR PRECISION INSTRUMENTS AND APPARATUS; ...	8	382	13	59	65%	-84%
Other breathing apparatus and gas masks, excluding protective masks without mechanism and...	0	0	-	-	-100%	-100%
Instruments and devices for geodesy, topography, surveying, levelling, photogrammetry, hydrography, etc.	-	-	1	56		
Instruments and apparatus for measuring or controlling flow, level, pressure or other characteristics...	1	98	-	-	-100%	-100%
Measuring or checking instruments, apparatus and machines, not specified or included elsewhere in this chapter...	-	-	12	3		
Oscilloscopes, spectrum analyzers and other instruments and apparatus for measuring or controlling quantities ...	7	285	-	-	-100%	-100%
TOYS, GAMES AND SPORTS REQUISITES; PARTS AND ACCESSORIES THEREOF	24	7	-	-	-100%	-100%
Articles for parties, carnival or other entertainment, including magic articles and surprise articles ...	24	7	-	-	-100%	-100%
MILK AND DAIRY PRODUCTS; BIRD EGGS; NATURAL HONEY; EDIBLE PRODUCTS OF ANIMAL ORIGIN, NOT SPECIFIED ...	5	19	-	-	-100%	-100%
Milk and cream, concentrated or containing added sugar or other sweetening matter	5	19	-	-	-100%	-100%



Products	Jan- March 2023		Jan- March 2024		Variation weight	Variation value
	Quantity (t)	Fob Value (M.CFAF)	Quantity (t)	Fob Value (M.CFAF)		
EDIBLE VEGETABLES AND CERTAIN ROOTS AND TUBERS	687	135	708	99	3%	-27%
Other vegetables, fresh or chilled	416	61	527	70	27%	15%
Carrots, turnips, salad beetroot, salsify, celeriac, radishes and similar edible roots, fresh or chilled	1	0	-	-	-100%	-100%
Dried leguminous vegetables, shelled, whether or not skinned or split	-	-	0	0		
Dried vegetables, whether or not cut into pieces or slices or crushed or ground, but not further prepared...	1	0	30	4	2916%	6150%
Vegetables (uncooked or cooked by steaming or boiling in water), frozen	253	63	151	25	-41%	-60%
Manioc, arrowroot, salep, Jerusalem artichokes, sweet potatoes and similar roots and tubers...	17	11	0	0	-100%	-100%
ELECTRICAL MACHINES, APPARATUS AND EQUIPMENT AND THEIR PARTS; RECORDING OR SOUND REPRODUCTION APPARATUS ...	10	229	175	899	1564%	292%
Switchgear for breaking, isolating, protection, branching, connection or connection of...	0	1	-	-	-100%	-100%
Electric and electronic waste and debris	-	-	50	134		
Wires, cables (including coaxial cables) and other conductors insulated for electricity (even painted or oxidized ...	1	2	4	13	480%	454%
Electric generating sets and rotary converters	-	-	72	128		
Microphones and their stands; loudspeakers, whether or not mounted in their enclosures; headsets and headphones, even ...	0	1	-	-	-100%	-100%
Monitors and projectors, not incorporating television reception apparatus; television receivers ...	0	1	48	596	11386%	67342%
Electrical transformers, static converters (for example, rectifiers) and inductors	9	225	1	29	-88%	-87%
PLASTICS AND ARTICLES THEREOF	201	190	166	39	-17%	-79%
Articles for transport or packaging, of plastics; stoppers, lids, caps and other devices ...	85	175	166	39	96%	-78%
Other articles of plastics and articles of other materials of headings 3901 to 3914	2	1	-	-	-100%	-100%
Waste, parings and scrap, of plastics	110	11	-	-	-100%	-100%
Self-adhesive plates, sheets, film, foil, tape, strip and other flat shapes, of plastics, whether or not in rolls	4	3	-	-	-100%	-100%
FURNITURE; MEDICO-SURGICAL FURNITURE; BEDDING AND SIMILAR ARTICLES; LIGHTING DEVICES NOT SPECIFIED OR INCLUDED ...	29	14	16	16	-45%	11%
Other furniture and parts thereof	28	13	5	8	-82%	-42%
Seats (other than those of heading 9402), whether or not convertible into beds, and parts thereof	1	1	11	8	679%	625%
AIRCRAFT, SPACECRAFT, AND PARTS THEREOF	3	7	5	40	86%	467%
Unmanned aircraft	0	1	-	-	-100%	-100%
Spare parts of aircrafts of heading 8801, 8802 or 8806, n.e.s.	3	6	5	40	92%	565%
SHIPS, BOATS AND FLOATING STRUCTURES	23	36	-	-	-100%	-100%
Other floating structures (for example, rafts, tanks, coffer-dams, landing stages, buoys and beacons)	21	27	-	-	-100%	-100%
Tugs and pusher boats	1	2	-	-	-100%	-100%
Yachts and other vessels for pleasure or sports; rowing boats and canoes	1	7	-	-	-100%	-100%
WORKS OF ART, COLLECTORS' PIECES AND ANTIQUES	42	19	-	-	-100%	-100%
Original productions of statuary art or sculpture, in all materials	42	19	-	-	-100%	-100%



Products	Jan- March 2023		Jan- March 2024		Variation weight	Variation value
	Quantity (t)	Fob Value (M.CFAF)	Quantity (t)	Fob Value (M.CFAF)		
Pictures, paintings and drawings, entirely handmade, excluding drawings of heading 4906 and articles m...	0	0	-	-	-100%	-100%
TOOLS AND EQUIPMENT, CUTLERY AND TABLE CUTLERY, OF BASE METAL; PARTS OF THESE ARTICLES, IN M...	-	-	22	28		
Hand tools and tools (including glaziers' diamonds) not elsewhere specified or included; welding lamps and ...	-	-	13	7		
Interchangeable tools for hand tools, mechanical or not, or for machine tools (stamping, stamping, ...	-	-	9	20		
MISCELLANEOUS MANUFACTURED ARTICLES	30	3	71	9	137%	198%
Ivory, bones, tortoiseshell, horn, animal antlers, coral, mother-of-pearl and other animal materials to be carved, exploited...	30	3	71	9	137%	198%
MISCELLANEOUS ARTICLES OF BASE METAL	1	0	-	-	-100%	-100%
Wires, rods, tubes, plates, electrodes and similar articles, of base metal or of metal carbides, etc.	1	0	-	-	-100%	-100%
ARTICLES OF IRON OR STEEL	117	249	445	349	281%	40%
Chains, chains and parts thereof, of cast iron, iron or steel	1	0	-	-	-100%	-100%
Other articles of iron or steel	0	5	-	-	-100%	-100%
Constructions and parts of constructions (bridges and parts of bridges, lock gates, towers, pylons, pillars, c ...	-	-	244	133		
Containers for compressed or liquefied gas, of iron or steel	-	-	31	11		
Tanks, drums, drums, cans, boxes and similar receptacles, for all materials (except co ...	115	241	1	0	-99%	-100%
Stranded wires, cables, braids, slings and similar articles, of iron or steel, not electrically insulated ...	0	1	-	-	-100%	-100%
Tubes, pipes and hollow profiles, seamless, of iron or steel	-	-	169	204		
Screws, bolts, nuts, lag screws, thread hooks, rivets, pins, dowels, keys, washers (including ...	0	2	-	-	-100%	-100%
ARTICLES OF STONE, PLASTER, CEMENT, ASBESTOS, MICA OR SIMILAR MATERIALS	1	1	-	-	-100%	-100%
Wheels and similar articles, without frames, to grind, to defibrate, to grind, to sharpen, to polish, to rectify, to tran ...	1	1	-	-	-100%	-100%
PAPERS AND CARDBOARDS; ARTICLES OF CELLULOSE PULP, OF PAPER OR OF PAPERBOARD	1	1	7	2	709%	263%
Paper and cardboard assembled flat by gluing, uncoated, surface coated or impregnated, even reinforced i...	1	1	-	-	-100%	-100%
Paper and paperboard, uncoated or coated, of a kind used for writing, printing or other graphic purposes...	-	-	7	2		
NATURAL OR CULTURED PEARLS, PRECIOUS OR SIMILAR STONES, PRECIOUS METALS, METALS CLAD WITH PRECIOUS METALS AND...	35	12	23	8	-34%	-33%
Waste and scrap of precious metal or of metal clad with precious metal; other waste and scrap containing precious metal ...	35	12	23	8	-34%	-33%
LEAD AND ARTICLES THEREOF	1222	676	974	541	-20%	-20%
Unwrought lead	1222	676	974	541	-20%	-20%
PREPARED FEATHERS AND DOWN AND ARTICLES MADE OF FEATHERS OR OF DOWN; ARTIFICIAL FLOWERS; ARTICLES OF HUMAN HAIR	20	34	79	179	294%	435%



Products	Jan- March 2023		Jan- March 2024		Variation weight	Variation value
	Quantity (t)	Fob Value (M.CFAF)	Quantity (t)	Fob Value (M.CFAF)		
Wigs, beards, eyebrows, eyelashes, locks and the like of hair, animal hair or textile materials; works in ...	20	34	79	179	294%	435%
FISH AND CRUSTACEANS, MOLLUSCS AND OTHER AQUATIC INVERTEBRATES	85	106	20	28	-76%	-74%
Crustaceans, whether or not in shell, live, fresh, chilled, frozen, dried, salted or in brine; crustaceans, even dec ...	85	106	20	28	-76%	-74%
EXPLOSIVES; PYROTECHNIC PRODUCTS; MATCHES; PYROPHORIC ALLOYS; CERTAIN COMBUSTIBLE PREPARATIONS	-	-	501	670		
Prepared explosives, other than propellant powders	-	-	501	670		
PREPARATIONS OF CEREALS, FLOUR, STARCH OR MILK; PASTRYCOOKS' PRODUCTS	987	259	1192	222	21%	-14%
Malt extracts; food preparations of flour, groats, semolina, starches, starches or malt extracts, do not ...	22	8	112	63	408%	679%
Cassava bread	580	80	1038	153	79%	92%
Pasta, whether or not cooked or stuffed (with meat or other substances) or otherwise prepared, such as...	57	12	20	3	-64%	-78%
Bakery, pastry or biscuit products, whether or not containing added cocoa; hosts, empty seals ...	320	157	-	-	-100%	-100%
Tapioca and its substitutes prepared to share starch, in the form of flakes, lumps, pearl grains, screenings or...	8	1	21	3	171%	92%
MISCELLANEOUS EDIBLE PREPARATIONS	232	376	361	546	55%	45%
Food preparations not elsewhere specified or included	60	83	40	56	-33%	-33%
Sauces and preparations thereof; mixed condiments and mixed seasonings; mustard flour and meal and prepared mustard	48	57	54	29	11%	-49%
Preparations for soups, broths or broths; prepared soups, broths or broths; food preparations co ...	124	236	267	461	115%	95%
PREPARATIONS OF VEGETABLES, FRUIT, NUTS OR OTHER PARTS OF PLANTS	136	28	336	43	148%	51%
Other vegetables prepared or preserved otherwise than by vinegar or acetic acid, not frozen, other than p...	75	20	91	11	20%	-44%
Fruits and other edible parts of plants, otherwise prepared or preserved, with or without added sugar or...	22	3	9	6	-62%	80%
Fruit (including grape must) or vegetable juices, unfermented, without added alcohol, with or without ad...	38	5	237	26	528%	388%
CERAMIC PRODUCTS	0	0	-	-	-100%	-100%
Tableware, other household or domestic economy articles and hygiene or toilet articles, of porcelain, etc.	0	0	-	-	-100%	-100%
INORGANIC CHEMICALS; INORGANIC OR ORGANIC COMPOUNDS OF PRECIOUS METALS, RADIOACTIVE ELEMENTS, ...	-	-	19	14		
Chlorides, chloride oxides and chloride hydroxides; bromides and bromide oxides; iodides and iodide oxides	-	-	4	8		
Hypochlorites; commercial calcium hypochlorite; chlorites; hypobromites	-	-	15	6		
ORGANIC CHEMICALS	0	0	-	-	-100%	-100%
Carboxylic acids containing additional oxygen functions and their anhydrides, halides, peroxides, etc.	0	0	-	-	-100%	-100%



Products	Jan- March 2023		Jan- March 2024		Variation weight	Variation value
	Quantity (t)	Fob Value (M.CFAF)	Quantity (t)	Fob Value (M.CFAF)		
PRODUCTS OF THE MILLING INDUSTRY; MALT; STARCHES; INULIN; WHEAT GLUTEN	247	51	230	59	-7%	15%
Starches; inulin	6	1	64	24	937%	2613%
Cereal flours other than of wheat or meslin	37	5	13	2	-66%	-72%
Flour, meal and powder of the dried leguminous vegetables of heading 0713, of sago or of roots or tubers of heading 0714...	204	45	153	33	-25%	-26%
MISCELLANEOUS CHEMICAL PRODUCTS	31	9	175	72	457%	730%
Industrial monocarboxylic fatty acids; acid oils from refining; industrial fatty alcohols	-	-	147	68		
Cements, mortars, concretes and similar refractory compositions, other than products of heading 3801...	4	4	-	-	-100%	-100%
Prepared binders for foundry molds or cores; chemicals and preparations of the chemical or chemical industries.	26	4	28	4	5%	-4%
Anti-freezing preparations and prepared de-icing fluids	1	1	-	-	-100%	-100%
Composite organic solvents and thinners, not elsewhere specified or included; preparations designed to remove ...	-	-	0	0		
PHARMACEUTICAL PRODUCTS	15	96	-	-	-100%	-100%
Pharmaceutical goods specified in note 4 to this chapter	15	96	-	-	-100%	-100%
NUCLEAR REACTORS, BOILERS, MACHINERY AND MECHANICAL APPLIANCES; PARTS THEREOF	319	849	818	2479	156%	192%
Weighing apparatus and instruments, including scales and scales for checking machined parts, but excluding...	-	-	2	3		
Laboratory apparatus, devices or equipment, whether or not electrically heated (excluding ovens and other...	4	43	0	0	-91%	-100%
Taps, valves and similar devices for pipes, boilers, tanks, vats or similar containers...	2	22	-	-	-100%	-100%
Other lifting, loading, unloading or handling machines and devices (elevators, mechanical stairs, etc.	2	6	-	-	-100%	-100%
Other earthmoving, levelling, stripping, excavating, compacting, extracting or drilling machines and equipment.	57	87	0	3	-100%	-97%
Other engines and motors	-	-	4	62		
Bigues; cranes and blondes; overhead cranes, unloading or handling gantries, crane bridges, trolleys, etc.	1	27	160	121	21000%	353%
Dozers (bulldozers), bias dozers (angledozers), graders, scrapers, mechanical shovels, excavate ...	16	38	346	599	2052%	1483%
Centrifuges, including centrifugal dryers; filtering or purifying machinery and apparatus, for liquids or gases	0	1	5	18	1130%	1153%
Metalloplastic seals; sets or assortments of gaskets of different composition presented in pouches, envelopes, etc.	0	7	-	-	-100%	-100%
Forging or stamping machines (including presses), sheep, hammers and swifts for the work of...	25	88	8	210	-69%	139%
Machines (including slide-type machining units) for drilling, boring, milling, threading or tapping metals by...	-	-	13	59		
Dish washing machines; machines and apparatus for cleaning or drying bottles or other containers.	-	-	106	262		
Automatic data processing machines and units thereof; magnetic or optical readers, ...	3	34	-	-	-100%	-100%



Products	Jan- March 2023		Jan- March 2024		Variation weight	Variation value
	Quantity (t)	Fob Value (M.CFAF)	Quantity (t)	Fob Value (M.CFAF)		
Machines and apparatus for sorting, screening, separating, washing, crushing, crushing, mixing or mixing soil, stones, etc.	-	-	86	337		
Machines and mechanical appliances having individual functions, not specified or included elsewhere in this chapter	44	92	39	411	-10%	346%
Machines and apparatus, not specified or included elsewhere in this chapter, for preparation or manufacture ...	115	85	-	-	-100%	-100%
Spark-ignition reciprocating or rotary internal combustion piston engines	6	3	-	-	-100%	-100%
Pneumatic, hydraulic or motor tools (electric or non-electric) incorporated, for use by hand ...	-	-	2	15		
Pulley tackle and hoists; winches and capstans; jacks	9	154	-	-	-100%	-100%
Parts and accessories (other than cases, covers and the like) recognizable as being exclusively accept...	-	-	8	1		
Parts suitable for use solely or principally with the machinery of headings 8425 to 8	35	161	18	59	-48%	-64%
Air or vacuum pumps, compressors for air or other gases and fans; extractor hoods or recycling...	-	-	8	96		
Pumps for liquids, whether or not fitted with a measuring device; liquid elevators	-	-	1	44		
Refrigerators, freezer-conservators and other equipment, machines and apparatus for producing cold, ...	-	-	8	5		
Turbojets, turbopropellers and other gas turbines	-	-	3	173		
SOAPS, ORGANIC SURFACE AGENTS, LAUNDRY PREPARATIONS, LUBRICANT PREPARATIONS,...	855	520	19	10	-98%	-98%
Organic surfactants (other than soaps); surfactant preparations, laundry preparations (incl.	143	95	18	9	-88%	-90%
Lubricating preparations (including cutting oils, preparations for releasing nuts, preparations, etc.	1	1	0	0	-96%	-64%
Soaps; organic surfactant products and preparations for use as soap, bars, bars, pieces or ...	711	424	1	0	-100%	-100%
SALT; SULPHUR; EARTHS AND STONE; PLASTERING MATERIALS, LIME AND CEMENT	627	39	15	1	-98%	-99%
Hydraulic cements (including unpulvered cements known as "clinkers"), whether or not coloured	201	25	-	-	-100%	-100%
Granite, porphyry, basalt, sandstone and other cut or construction stones, whether or not rough or simply cut ...	399	11	-	-	-100%	-100%
Kaolin and other kaolinic clays, whether or not calcined	27	3	15	1	-44%	-83%
SUGARS AND SUGAR CONFECTIONERY	245	415	365	648	49%	56%
Sugar confectionery (including white chocolate), not containing cocoa	245	415	365	648	49%	56%
TOBACCO AND MANUFACTURED TOBACCO SUBSTITUTES	109	223	81	95	-26%	-57%
Unmanufactured tobacco; tobacco refuse	109	223	81	95	-26%	-57%
CARPETS AND OTHER TEXTILE FLOOR COVERINGS	0	1	-	-	-100%	-100%
Other carpets and other textile floor coverings, whether or not made up	0	1	-	-	-100%	-100%
Carpets and other textile floor coverings, woven, not tufted or flocked, whether or not made up, including...	0	0	-	-	-100%	-100%
IMPREGNATED, COATED, COVERED OR LAMINATED TEXTILE FABRICS; TEXTILE ARTICLES OF A KIND SUITABLE FOR INDUSTRIAL USE	14	19	-	-	-100%	-100%
Fabrics impregnated, coated or covered with plastics or laminated with plastics, other than ...	14	19	-	-	-100%	-100%
VEHICLES AND EQUIPMENT FOR RAILWAY OR SIMILAR TRACKS AND THEIR PARTS; MECHANICAL DEVICES	35	20	106	37	207%	85%
...						



Products	Jan- March 2023		Jan- March 2024		Variation weight	Variation value
	Quantity (t)	Fob Value (M.CFAF)	Quantity (t)	Fob Value (M.CFAF)		
Frames & containers	35	20	106	37	207%	85%
GLASS AND GLASSWARE	1082	524	-	-	-100%	-100%
Carboys, bottles, flasks, jars, jars, tubular packaging, ampoules and other transport containers or...	1082	524	-	-	-100%	-100%
ARTICLES OF APPAREL AND CLOTHING ACCESSORIES, NOT KNITTED OR CROCHETED	-	-	4	90		
Tracksuits, ski suits and swimwear, knitted or crocheted	-	-	4	90		
VEHICLES OTHER THAN RAILWAY OR TRAMWAY ROLLING STOCK, AND PARTS AND ACCESSORIES...	308	333	371	1144	20%	243%
Tanks and other armoured fighting vehicles, motorised, whether or not fitted with weapons, and parts of such vehicles	-	-	77	38		
Parts and accessories of the motor vehicles of headings 8701 to 8705	74	26	41	16	-45%	-38%
Trailers and semi-trailers; other vehicles, not mechanically propelled; parts thereof	-	-	8	10		
Tractors (other than tractors of heading 8709)	-	-	19	15		
Special(purpose motor vehicles, other than those primarily designed for the transport of persons or ...	-	-	6	67		
Motor vehicles for the transport of ten or more persons, including the driver	-	-	193	911		
Vehicles used for cargo transport	225	203	23	22	-90%	-89%
Tourism vehicles	9	104	6	64	-37%	-38%

Source : CNSC



3.2. Inbound traffic per product

Products	Jan- March 2023		Jan- March 2024		Variation weight	Variation value
	Quantity (t)	Fob Value (M.CFAF)	Quantity (t)	Fob Value (M.CFAF)		
ALUMINIUM AND ARTICLES THEREOF	2917	6546	2435	5340	-17%	-18%
Aluminium tube or pipe fittings (for example, couplings, elbows, sleeves)	4	5	-	-	-100%	-100%
Other aluminium articles	84	59	13	39	-85%	-34%
Aluminium bars, rods and profiles	6	2	153	168	2438%	8210%
Constructions and parts of constructions (bridges and elements of bridges, towers, pylons, pillars, columns, framework ...)	59	159	12	43	-80%	-73%
Sheets and thin strips of copper (whether or not printed or fixed on paper, cardboard, plastics or similar substrates).	53	938	65	643	23%	-31%
Aluminium wire	-	-	6	5		
Aluminum tanks, drums, cans, cans and similar receptacles (including tubular cases ri...	128	432	51	153	-60%	-64%
Aluminium plates, sheets and strip, of a thickness exceeding 0,2 mm	937	1733	513	886	-45%	-49%
Stranded wire, cables, plaited bands and the like, of aluminium, not electrically insulated	1570	3082	1623	3402	3%	10%
ARMS AND AMMUNITION; PARTS AND ACCESSORIES THEREOF	52	132	111	356	113%	169%
Bombs, grenades, torpedoes, mines, missiles, cartridges and other ammunition and projectiles, and parts thereof, including...	27	89	111	356	318%	299%
Swords, cutlasses, bayonets, lances and similar arms and parts thereof and scabbards and sheaths thereof	26	43	-	-	-100%	-100%
Cars & Second-hand goods	15994	10087	19205	7680	20%	-24%
OTHER MADE-UP TEXTILE ARTICLES; SETS; WORN CLOTHING AND WORN TEXTILE ARTICLES; RAGS	17172	6516	17302	5404	1%	-17%
Second-hand goods	15720	4569	16363	4528	4%	-1%
Other made-up articles, including dress patterns	7	18	22	91	189%	417%
Other furnishing articles, excluding those of heading 9404	324	615	-	-	-100%	-100%
Tarpaulins and awnings; tents; sails for boats, windsurfers or sand yachts; camp items ...	51	90	62	56	22%	-38%
Rags, twines, ropes and ropes, of textile materials, in the form of waste or end-of-life articles, etc.	66	22	43	12	-35%	-47%
Blankets and travelling rugs	138	116	11	2	-92%	-98%
Bedlinen, table linen, toilet linen and kitchen linen	5	2	14	30	187%	1734%
Packaging bags and sachets	838	902	787	680	-6%	-25%
Curtains (including drapes) and interior blinds; curtain or bed valances	23	182	0	5	-99%	-97%
OTHER VEGETABLE TEXTILE FIBRES; PAPER YARN AND WOVEN FABRICS OF PAPER YARN	745	329	1765	249	137%	-24%
Coconut, abaca (Manila hemp or Musa textilis Nee), ramie and other vegetable textile fibres not specified or c...	430	170	1724	238	301%	40%
Yarn of jute or of other textile bast fibres of heading 5303	137	47	-	-	-100%	-100%
Flax, raw or processed but not spun; flax tow and waste (including yarn waste and garnetted stock)	40	65	41	10	2%	-84%
Woven fabrics of jute or of other textile bast fibres of heading 5303	137	47	-	-	-100%	-100%
OTHER BASE METALS; CERMETS; ARTICLES THEREOF	-	-	1	8		



Products	Jan- March 2023		Jan- March 2024		Variation weight	Variation value
	Quantity (t)	Fob Value (M.CFAF)	Quantity (t)	Fob Value (M.CFAF)		
Cobalt mattes and other intermediate products of cobalt metallurgy; cobalt and articles thereof, including ...	-	-	1	8		
WOOD, CHARCOAL AND WOODEN ARTICLES	279	105	97	116	-65%	11%
Tableware and kitchenware, of wood	-	-	10	17		
Plywood, veneered panels and similar laminated wood	245	98	-	-	-100%	-100%
Inlaid wood and inlaid wood; boxes, cases and cases for jewelery or silversmith's work and similar works, and ...	-	-	0	7		
Cases, boxes, crates, cylinders and similar packaging, of wood; drums (reels) for cables, of wood;...	0	0	50	36	247761%	49059%
Tools, tool holders and handles, brush holders, broom or brush handles, of wood; forms, hiring ...	-	-	2	9		
Joinery and structural parts for construction, including cellular panels, panels with...	33	6	34	47	3%	630%
BEVERAGES, SPIRITS AND VINEGAR	18922	14114	13658	9098	-28%	-36%
Udenatured ethyl alcohol of an alcoholic strength by volume of 80% vol. or more; ethyl alcohol and spirits ...	12254	9149	8801	4798	-28%	-48%
Udenatured ethyl alcohol of an alcoholic strength by volume of less than 80% vol.; eaux-de-vie, liqueurs and other ...	438	591	839	1677	91%	184%
Other fermented drinks (cider, perry, mead, sake, for example); mixtures of fermented drinks and mixtures ...	36	7	-	-	-100%	-100%
Malt beers	1463	594	-	-	-100%	-100%
Waters, including mineral waters and aerated waters, containing added sugar or other sweetening matter or flavouring...	1304	1601	1268	324	-3%	-80%
Waters, including natural or artificial mineral waters and aerated waters, not containing added sugar or...	4	16	-	-	-100%	-100%
Vermouths and other wines of fresh grapes prepared using plants or aromatic substances...	36	58	19	37	-48%	-37%
Edible vinegars and vinegar substitutes obtained from acetic acid	15	13	-	-	-100%	-100%
Wine of fresh grapes, including fortified wines; grape must other than that of heading 2009...	2681	1729	2633	1869	-2%	8%
COCOA AND COCOA PREPARATIONS	228	268	107	214	-53%	-20%
Chocolate and other food preparations containing cocoa	188	194	60	125	-68%	-35%
Cocoa powder, not containing added sugar or other sweetening matter	40	74	47	88	16%	20%
COFFEE, TEA, MATÉ AND SPICES	1	3	3	6	415%	122%
Coffee, whether or not roasted or decaffeinated; coffee husks and husks; coffee substitutes containing coffee, whatever ...	-	-	2	2		
Ginger, saffron, turmeric (curcuma), thyme, bay leaves, curry and other spices	1	3	2	4	154%	61%
RUBBER AND ARTICLES THEREOF	5782	7204	6496	6902	12%	-4%
Hygiene or pharmaceutical articles (including pacifiers), of vulcanized rubber, uncured, whether or not with parts made of ...	51	268	17	79	-67%	-70%
Other forms (for example, rods, tubes and profile shapes) and articles (for example, discs and rings), of unvulcanised rubber	-	-	15	28		
Other articles of vulcanised rubber other than hard rubber	1	2	42	194	7794%	8470%



Products	Jan- March 2023		Jan- March 2024		Variation weight	Variation value
	Quantity (t)	Fob Value (M.CFAF)	Quantity (t)	Fob Value (M.CFAF)		
Synthetic and artificial rubber for rubber derived from oils, in primary forms or in plates, sheets, etc.	42	32	76	34	80%	8%
Inner tubes, of rubber	-	-	12	26		
Conveyor or transmission belts or belting, of vulcanised rubber	38	85	11	41	-72%	-52%
Plates, sheets, strip, rods and profile shapes, of vulcanised rubber other than hard rubber	6	39	4	9	-29%	-76%
New pneumatic tyres, of rubber	4947	5870	5986	6049	21%	3%
Retreaded or used pneumatic tyres of rubber; solid or cushion tyres, tyre treads and tyre flaps, of rubber	465	353	277	58	-40%	-84%
Tubes, pipes and hoses, of vulcanised rubber other than hard rubber, with or without their fittings (for example, joints, elbows, flanges)	31	16	27	307	-13%	1761%
Clothing and clothing accessories (including gloves, mittens and mittens) of uncured vulcanized rubber,...	150	428	28	76	-81%	-82%
CEREALS	458200	110060	524670	130519	15%	19%
Wheat and meslin	230809	48684	256152	42922	11%	-12%
Maize (corn)	9983	1836	22420	2960	125%	61%
Rice	215242	58169	246099	84637	14%	46%
Grain sorghum	2166	1372	-	-	-100%	-100%
FOOTWEAR, GAITERS AND THE LIKE; PARTS OF SUCH ARTICLES	1242	2164	1900	1395	53%	-36%
Other footwear	3	2	-	-	-100%	-100%
Other footwear with outer soles and uppers of rubber or plastics	796	1679	708	224	-11%	-87%
Footwear with outer soles of rubber, plastics, leather or composition leather and uppers of leather	30	296	72	460	139%	55%
Footwear with outer soles of rubber, plastics, leather or composition leather and uppers of leather	1	0	21	50	2898%	76924%
Impervious footwear with outer soles and uppers of rubber or plastics, the uppers of which have not been ...	5	17	2	5	-59%	-69%
HEADGEAR AND PARTS THEREOF	5	33	19	94	250%	185%
Other headgear, whether or not lined or trimmed	5	17	10	44	103%	164%
Hats and other headgear, knitted or made with lace, felt or other t ...	1	16	9	50	1492%	207%
MINERAL FUELS, MINERAL OILS AND PRODUCTS OF THEIR DISTILLATION; BITUMINOUS SUBSTANCES; MINERAL WAXES	346179	236508	284351	141515	-18%	-40%
Pitch and pitch coke, obtained from coal tar or from other mineral tars	1947	1586	2815	1497	45%	-6%
Petroleum coke, petroleum bitumen and other residues of petroleum oils or of bituminous minerals...	11498	4650	22444	5350	95%	15%
Petroleum gases and other gaseous hydrocarbons	26547	13424	11869	6208	-55%	-54%
Coal; briquettes, ovoids and similar solid fuels manufactured from coal	535	165	200	42	-63%	-75%
Petroleum oils or oils obtained from bituminous minerals, other than crude oils; preparations not specified or included ...	305458	216496	246745	128221	-19%	-41%
Oils and other products of the distillation of high temperature coal tar; analog products ...	37	36	44	35	17%	-3%
Bituminous mixtures based on natural asphalt or bitumen, petroleum bitumen, mineral tar or pitch ...	5	2	106	56	2241%	2134%
Vaseline; paraffin, microcrystalline petroleum wax, slack wax, ozokerite, lignite wax, peat wax, other ...	153	148	128	107	-16%	-28%



Products	Jan- March 2023		Jan- March 2024		Variation weight	Variation value
	Quantity (t)	Fob Value (M.CFAF)	Quantity (t)	Fob Value (M.CFAF)		
COTTON	428	129	384	115	-10%	-11%
Cotton, not carded or combed	20	33	-	-	-100%	-100%
Woven fabrics of cotton, containing 85 % or more by weight of cotton, weighing not more than 200 g/m ²	380	91	360	36	-5%	-60%
Woven fabrics of cotton, containing less than 85 % by weight of cotton, mixed mainly or solely with man-made fibres, ...	28	5	24	79	-14%	1518%
COPPER AND ARTICLES THEREOF	39	212	61	391	54%	84%
Copper tube or pipe fittings (for example, couplings, elbows, sleeves)	-	-	2	60		
Household or household economy, hygiene or toilet articles and parts thereof, of copper; sponges, tor ...	-	-	2	62		
Copper wire	22	124	31	146	42%	18%
Spikes, nails, tacks, pointed crampons and similar articles, of copper or with shank of iron or steel and ...	3	11	-	-	-100%	-100%
Stranded wire, cables, plaited bands and the like, of copper, not electrically insulated	14	78	4	26	-74%	-67%
Copper tubes and pipes	-	-	22	97		
PERSONAL EFFECTS	4060	1398	843	337	-79%	-76%
FERTILISERS	117043	40138	91722	21787	-22%	-46%
Mineral or chemical nitrogen fertilizers	73985	22623	39011	8345	-47%	-63%
Mineral or chemical fertilizers containing two or three of the nutrients: nitrogen, phosphorus and potassium; others ...	22987	10489	34355	10666	49%	2%
Mineral or chemical fertilisers, potassic	20071	7026	18356	2776	-9%	-60%
KNITTED OR CROCHETED FABRICS	13	88	2	0	-82%	-100%
Other knitted or crocheted fabrics	-	-	2	0		
TANNING OR DYING EXTRACTS; TANNINS AND THEIR DERIVATIVES; PIGMENTS AND OTHER COLORING MATERIALS; PAINTS AND WORM ...	1339	1214	4530	2341	238%	93%
Other colouring matter; preparations referred to in note 3 to this chapter, other than those of heading 3203, 3204 ...	372	414	324	451	-13%	9%
Other paints and varnishes (including enamels, lacquers and distempers); prepared water pigments of a kind used for finishing leather	-	-	2	8		
Colors for artistic painting, teaching, painting signs, modifying shades, entertaining ...	65	30	67	60	4%	101%
Printing inks, writing or drawing inks and other inks, whether or not concentrated or in solid form ...	53	148	70	217	32%	47%
Glazier's putty, resin cements and other putties; coatings used in painting; non-refractory plasters of ...	483	134	985	314	104%	135%
Colouring matter of vegetable or animal origin (including dye extracts, but excluding blacks ...	4	9	20	68	414%	627%
Synthetic organic colouring matter, whether or not chemically defined; preparations referred to in note 3...	54	100	113	233	109%	133%
Paints and varnishes based on synthetic polymers or modified natural polymers, dispersed or dissolved in a...	129	22	392	107	203%	395%



Products	Jan- March 2023		Jan- March 2024		Variation weight	Variation value
	Quantity (t)	Fob Value (M.CFAF)	Quantity (t)	Fob Value (M.CFAF)		
Paints and varnishes based on synthetic polymers or modified natural polymers, dispersed or dissolved in a...	149	337	130	340	-13%	1%
Pigments (including metallic powders and flakes) dispersed in non-aqueous media, in liquid form, etc.	-	-	16	67		
Pigments, opacifiers and prepared colours, vitrifiable compositions, engobes, liquid glosses and preparations similar ...	26	4	2381	398	9238%	9349%
Prepared driers	5	16	29	78	514%	380%
MAN-MADE STAPLE FIBRES	713	1050	755	1315	6%	25%
Artificial filament tow	61	16	1	32	-98%	100%
Synthetic filament tow	43	57	90	173	111%	203%
Synthetic staple fibres, carded, combed or otherwise processed for spinning	-	-	1	2		
Synthetic staple fibres, not carded, combed or otherwise processed for spinning ...	599	946	662	1109	10%	17%
Sewing thread of man-made staple fibres, whether or not put up for retail sale...	10	31	-	-	-100%	-100%
MAN-MADE FILAMENTS; STRIP AND THE LIKE OF MAN-MADE TEXTILE MATERIALS	582	110	603	158	4%	44%
Sewing thread of man-made filaments, whether or not put up for retail sale ...	-	-	91	15		
Synthetic filament yarn (other than sewing thread), not put up for retail sale, including ...	-	-	1	5		
Woven fabrics of synthetic filament yarn, including woven fabrics obtained from products of heading 5404...	582	110	511	139	-12%	27%
CAST IRON, IRON AND STEEL	68946	27579	74526	28290	8%	3%
Other bars and rods of iron or non-alloy steel	-	-	3	12		
Bars of iron or non-alloy steel, simply forged, hot-rolled or extruded, as well as those which have undergone ...	628	219	-	-	-100%	-100%
Other bars and rods of stainless steel; angles, shapes and sections of stainless steel	-	-	3	19		
Other bars and rods of other alloy steel; angles, shapes and sections, of other alloy steel; hollow drill bars and rods, of alloy or non-alloy steel	4	1	6	15	69%	1432%
Semi-finished products of iron or non-alloy steel	34223	12046	48330	16618	41%	38%
Ferro-alloys	715	490	733	462	3%	-6%
Bars and rods, hot-rolled, in irregularly wound coils, of iron or non-alloy steel	5997	2317	-	-	-100%	-100%
Wire of other alloy steel	-	-	5	3		
Wire of iron or non-alloy steel	101	113	208	200	105%	76%
Granules and powders, of pig iron, spiegeleisen, iron or steel	3	1	2	11	-49%	1364%
Flat-rolled products of stainless steel, of a width of 600 mm or more	345	179	439	281	27%	57%
Flat-rolled products of other alloy steel, of a width of 600 mm or more	28	82	65	65	136%	-21%
Flat-rolled products of iron or non-alloy steel, of a width of 600 mm or more, hot-rolled, not clad, plated...	1717	926	14976	5780	772%	524%
Flat-rolled products of iron or non-alloy steel, of a width of 600 mm or more, plated or coated...	8624	4174	3130	1808	-64%	-57%
Flat-rolled products of iron or non-alloy steel, of a width of less than 600 mm, not clad, plated or coated...	29	14	1576	604	5269%	4131%
Flat-rolled products of iron or non-alloy steel, of a width of less than 600 mm, clad, plated or coated...	50	35	3	3	-95%	-91%



Products	Jan- March 2023		Jan- March 2024		Variation weight	Variation value
	Quantity (t)	Fob Value (M.CFAF)	Quantity (t)	Fob Value (M.CFAF)		
Sections of iron or non-alloy steel	3218	1351	4798	2318	49%	72%
EDIBLE FRUITS; PEEL OF CITRUS FRUITS OR MELONS	2557	1119	24859	438	872%	-61%
Citrus fruits, fresh or dried	238	584	238	38	0%	-94%
Apples, pears and quinces, fresh	2188	509	24186	323	1005%	-37%
Grapes, fresh or dried	18	4	164	33	814%	672%
GUMS, RESINS AND OTHER VEGETABLE SUKS AND EXTRACTS	23	249	45	719	101%	188%
Lac; natural gums, resins, gum-resins and oleoresins (for example, balsams)	1	4	-	-	-100%	-100%
Vegetable saps and extracts; pectics, pectinates and pectates; agar-agar and other mucilages and thickeners ...	21	246	45	719	114%	193%
OILSEEDS AND OIL FRUITS; MISCELLANEOUS SEEDS, SEEDS AND FRUITS; INDUSTRIAL OR MEDICINAL PLANTS; STRAWS AND ...	24	426	6	72	-77%	-83%
Other oil seeds and oleaginous fruits, whether or not broken	2	38	4	67	97%	77%
Hop cones, fresh or dried, whether or not ground, powdered or in the form of pellets; lupulin	-	-	1	6		
Seeds, fruit and spores for sowing	22	388	-	-	-100%	-100%
ANIMAL OR VEGETABLE FATS AND OILS; PRODUCTS OF THEIR DISSOCIATION; PREPARED DIETARY FATS; WAXES ...	31653	21932	11460	6431	-64%	-71%
Other oils and their fractions, obtained exclusively from olives, whether or not refined, but not chemically modified	2	5	-	-	-100%	-100%
Vegetable waxes (other than triglycerides), beeswax, other insect waxes and spermaceti, whether or not refined or coloured	-	-	4	9		
Animal or vegetable fats and oils and their fractions, cooked, oxidized, dehydrated, sulphurized, puffed, s ...	112	180	-	-	-100%	-100%
Animal or vegetable fats and oils and their fractions, partially or totally hydrogenated, interesterified ...	-	-	47	30		
Palm oil and its fractions, whether or not refined, but not chemically modified	28564	20502	8464	4994	-70%	-76%
Soya-bean oil and its fractions, refined or not, but not chemically modified	-	-	59	50		
Olive oil and its fractions, whether or not refined, but not chemically modified	16	37	-	-	-100%	-100%
Sunflower, safflower or cotton-seed oils and their fractions, whether or not refined, but not chemically modified ...	14	15	96	63	581%	322%
Margarine; food mixtures or preparations of animal or vegetable fats or oils or of fractions of ...	2944	1194	2791	1285	-5%	8%
CLOCKS AND WATCHES AND PARTS THEREOF	20	12	11	10	-44%	-12%
Wristwatches, pocket watches and similar watches (including time counters of the same types), other...	-	-	1	2		
Alarm clocks, clocks, clocks and similar horological appliances, with non-watch movement ...	20	12	10	8	-50%	-29%
ESSENTIAL OILS AND RESINOIDS; PERFUMERY, COSMETIC OR TOILET PREPARATIONS	1064	4167	2019	8989	90%	116%
Mixtures of odoriferous substances and mixtures (including alcoholic solutions) based on one or more ...	934	3837	1841	8650	97%	125%
Preparations for pre-shaving, shaving or aftershave, body deodorants, bath preparations, depi ...	3	2	35	91	1091%	4259%



Products	Jan- March 2023		Jan- March 2024		Variation weight	Variation value
	Quantity (t)	Fob Value (M.CFAF)	Quantity (t)	Fob Value (M.CFAF)		
Preparations for oral or dental hygiene, including powders and creams to facilitate the adhesion of teeth...	44	50	135	212	208%	324%
Prepared beauty or make-up products and preparations for maintaining or caring for the skin, other than...	36	114	8	36	-76%	-69%
OPTICAL, PHOTOGRAPHY OR CINEMATOGRAPHY, MEASURING, CONTROL OR PRECISION INSTRUMENTS AND APPARATUS; ...	780	2661	804	3926	3%	48%
X-ray apparatus and apparatus using alpha, beta or gamma radiation, whether or not for medical, surgical, etc.	20	712	24	30	22%	-96%
Mechanotherapy apparatus; massage apparatus; psychotechnical apparatus; ozone therapy, oxygen therapy ...	0	3	3	58	12089%	1645%
Apparatus and equipment for photographic or cinematographic laboratories, not elsewhere specified or included in...	0	2	-	-	-100%	-100%
Orthopedic articles and apparatus, including medico-surgical belts and bandages and crutches; harness ,...	5	11	-	-	-100%	-100%
Other breathing apparatus and gas masks, excluding protective masks without mechanism and...	-	-	2	19		
Other counters (lap counters, production counters, taximeters, distance traveled totalizers, pedometer, etc.	-	-	1	4		
Gas, liquid or electricity meters, including meters for their calibration	10	34	116	1635	1112%	4722%
Density meters, hydrometers, liquid scales and similar floating instruments, thermometers, pyrometers, barometers, h...	20	44	3	5	-83%	-88%
Drawing, plotting or calculating instruments (drawing machines, pantographs, protractors, math cases, etc.	50	9	14	16	-71%	85%
Instruments and devices for geodesy, topography, surveying, levelling, photogrammetry, hydrography, etc.	-	-	7	65		
Instruments and apparatus for physical or chemical analyzes (polarimeters, refractometers, spectrometers, analysis, etc.	-	-	9	17		
Instruments and apparatus for medicine, surgery, dentistry or veterinary art, including appliances...	523	1483	432	1469	-17%	-1%
Instruments and apparatus for measuring or controlling flow, level, pressure or other characteristics...	3	169	9	195	181%	15%
Automatic regulating or controlling instruments and apparatus	140	12	116	97	-17%	713%
Measuring or checking instruments, apparatus and machines, not specified or included elsewhere in this chapter...	1	49	3	10	236%	-80%
Instruments, apparatus and models designed for demonstration (in education or exhibitions, for example),...	-	-	24	157		
Binoculars, monoculars, other optical telescopes, and mountings therefor; other astronomical instruments and ...	-	-	1	1		
Spectacles, goggles and the like, corrective, protective or other	5	17	11	73	127%	340%
Machines and apparatus for testing hardness, tension, compression, elasticity or other mechanical properties.	-	-	10	48		



Products	Jan- March 2023		Jan- March 2024		Variation weight	Variation value
	Quantity (t)	Fob Value (M.CFAF)	Quantity (t)	Fob Value (M.CFAF)		
Compound optical microscopes, including those for photomicrography, cinephotomicrography or microprojection...	1	48	-	-	-100%	-100%
Oscilloscopes, spectrum analyzers and other instruments and apparatus for measuring or controlling quantities ...	1	66	8	22	982%	-67%
Parts and accessories not specified or included elsewhere in this chapter, for machines, apparatus, instruments	3	2	11	3	274%	104%
TOYS, GAMES AND SPORTS REQUISITES; PARTS AND ACCESSORIES THEREOF	22	21	65	240	193%	1023%
Articles and equipment for physical culture, gymnastics, athletics, other sports (including tennis ...	-	-	10	14		
Video game consoles and machines, articles for board games, including motor or motion games, ...	-	-	16	198		
Tricycles, scooters, pedal cars and similar wheeled toys; prams and strollers for dolls; dolls; ...	22	21	40	28	79%	31%
WOOL, FINE OR COARSE ANIMAL HAIR; HORSEHAIR YARN AND WOVEN FABRIC	125	32	35	16	-72%	-49%
Waste of wool or of fine or coarse animal hair, including yarn waste but excluding garnetted stock ...	125	32	-	-	-100%	-100%
MILK AND DAIRY PRODUCTS; BIRD EGGS; NATURAL HONEY; EDIBLE PRODUCTS OF ANIMAL ORIGIN, NOT SPECIFIED ...	4640	8776	5873	10592	27%	21%
Butter and other fats and oils derived from milk; dairy spreads	-	-	19	67		
Cheese and curd	25	93	62	190	145%	106%
Whey, whether or not concentrated or containing added sugar or other sweetening matter; products consisting of natural components...	813	702	254	187	-69%	-73%
Milk and cream, concentrated or containing added sugar or other sweetening matter	3512	7675	4919	9495	40%	24%
Milk and cream, not concentrated nor containing added sugar or other sweetening matter	189	90	620	651	229%	624%
EDIBLE VEGETABLES AND CERTAIN ROOTS AND TUBERS	1028	469	2322	1157	126%	147%
Dried leguminous vegetables, shelled, whether or not skinned or split	546	249	1649	717	202%	188%
Dried vegetables, whether or not cut into pieces or slices or crushed or ground, but not further prepared...	17	52	234	332	1258%	540%
Onions, shallots, garlic, leeks and other alliaceous vegetables, fresh or chilled	201	31	232	23	16%	-28%
Potatoes, fresh or chilled	260	117	207	85	-21%	-28%
CORK AND ARTICLES OF CORK	8	40	0	2	-98%	-95%
Agglomerated cork (with or without a binding substance) and articles of agglomerated cork	5	28	0	2	-97%	-93%
Articles of natural cork	2	12	-	-	-100%	-100%
ELECTRICAL MACHINES, APPARATUS AND EQUIPMENT AND THEIR PARTS; RECORDING OR SOUND REPRODUCTION APPARATUS ...	2719	9576	7850	58599	189%	512%
Electric accumulators, including their separators, whether or not square or rectangular	374	227	520	3418	39%	1405%
Switchgear for breaking, isolating, protection, branching, connection or connection of...	-	-	27	127		
Switchgear for breaking, isolating, protection, branching, connection or connection of...	34	385	73	600	113%	56%
Radar apparatus, radio navigational aid apparatus and radio remote control apparatus...	-	-	14	549		
Transmission apparatus for radio broadcasting or television, whether or not incorporating reception apparatus or apparatus.	151	28	-	-	-100%	-100%
Sound recording apparatus; sound reproducing apparatus; sound recording and reproducing devices...	-	-	21	58		



Products	Jan- March 2023		Jan- March 2024		Variation weight	Variation value
	Quantity (t)	Fob Value (M.CFAF)	Quantity (t)	Fob Value (M.CFAF)		
Electrical acoustic or visual signalling devices (bells, sirens, annunciator panels, device, etc.	-	-	1	6		
Electric lighting or signaling apparatus (other than articles of heading 8539), windscreen wipers, defrost, etc.	-	-	10	46		
Electromechanical appliances with incorporated electric motor, for household use, other than vacuum cleaners of heading 8508...	80	70	128	76	60%	9%
Electric ignition or starting apparatus and devices for spark-ignition or compression-ignition engines.	-	-	11	47		
Receiving apparatus for broadcasting, whether or not combined, in the same enclosure, with a recording apparatus ...	-	-	137	48		
Electric water heaters and immersion heaters; electrical appliances for space heating, underfloor heating or for general use.	33	11	161	125	387%	1070%
Electrical capacitors, fixed, variable or adjustable	0	10	0	4	-69%	-65%
Waste and scrap of primary cells, primary batteries and electric accumulators; spent primary cells and primary batteries ...	-	-	3	87		
Diodes, transistors and similar semiconductor devices; photosensitive semiconductor devices, including...	70	149	624	2092	785%	1301%
Electromagnets; permanent magnets and articles intended to become permanent magnets after magnetization; trays, ...	-	-	0	3		
Carbon electrodes, carbon brushes, carbon brushes for lamps or for batteries and other articles of graphite or of ...	92	182	234	332	155%	82%
Wires, cables (including coaxial cables) and other conductors insulated for electricity (even painted or oxidized ...	516	1463	903	6576	75%	350%
Industrial or laboratory electric furnaces, including those operating by induction or by dielectric losses.	5	11	208	779	4082%	6861%
Electric generating sets and rotary converters	528	2100	1539	20604	192%	881%
Electrical insulators of any material	-	-	541	768		
Portable electric lamps, intended to operate using their own energy source (batteries, accumulators, etc.	73	245	306	30	320%	-88%
Incandescent or gas-discharge electric lamps and tubes, including articles known as "sealed headlights and projectors ...	27	9	61	32	124%	261%
Electrical machines and apparatus, having individual functions, not specified or included elsewhere in this chapter	6	132	0	5	-96%	-96%
Machines and apparatus for brazing or welding (even those capable of cutting), electric (including those using hot gas...	4	59	26	83	582%	41%
Microphones and their stands; loudspeakers, whether or not mounted in their enclosures; headsets and headphones, even ...	-	-	12	76		
Monitors and projectors, not incorporating television reception apparatus; television receivers ...	93	633	88	437	-5%	-31%
Electric motors and generators (excluding generating sets)	8	133	530	8577	6496%	6331%
Parts recognizable as being exclusively or mainly intended for apparatus of heading Nos 8519 to 8528 ...	-	-	3	11		



Products	Jan- March 2023		Jan- March 2024		Variation weight	Variation value
	Quantity (t)	Fob Value (M.CFAF)	Quantity (t)	Fob Value (M.CFAF)		
Parts recognizable as being exclusively or mainly intended for apparatus of heading Nos 8525 to 8528 ...	160	231	141	187	-12%	-19%
Parts recognizable as being exclusively or mainly intended for apparatus of heading 8535, 8536 or 8537 ...	69	235	5	54	-93%	-77%
Parts recognizable as being exclusively or mainly intended for machines of heading 8501 or 8502...	6	70	236	2391	3670%	3320%
Insulating parts, entirely of insulating materials or comprising simple metal assembly parts (sockets ...	-	-	2	26		
Telephone sets for users, including telephones for cellular networks and for other wireless networks; ...	13	89	231	5283	1696%	5841%
Electrical resistors (including rheostats and potentiometers), other than heating resistors	-	-	1	8		
Tables, panels, consoles, desks, cupboards and other supports comprising several devices of heading 8535 or...	120	1180	171	2292	43%	94%
Electrical transformers, static converters (for example, rectifiers) and inductors	241	1608	522	2020	117%	26%
VEGETABLE PLAITING MATERIALS; VEGETABLE PRODUCTS NOT ELSEWHERE SPECIFIED OR INCLUDED	-	-	154	40		
Vegetable products not elsewhere specified or included	-	-	154	40		
ALBUMINOID MATERIALS; STARCH OR MODIFIED STARCH PRODUCTS; GLUES; ENZYMES	738	766	700	1228	-5%	60%
Glues and other prepared adhesives, not elsewhere specified or included; products of all kinds for use as glues or ...	297	392	375	567	26%	45%
Dextrin and other modified starches and starches (for example, pre-gelatinized or esterified starches and starches);...	409	296	250	270	-39%	-9%
Enzymes; prepared enzymes not elsewhere specified or included	32	78	74	391	134%	401%
PLASTICS AND ARTICLES THEREOF	34089	27372	34722	26486	2%	-3%
Articles for transport or packaging, of plastics; stoppers, lids, caps and other devices ...	2234	2683	3437	4190	54%	56%
Equipment for construction, of plastics, not elsewhere specified or included ...	28	1	38	307	37%	22695%
Others	16	25	-	-	-100%	-100%
Other articles of plastics and articles of other materials of headings 3901 to 3914	585	912	392	662	-33%	-27%
Other plates, sheets, film, foil and strip, of plastics	399	887	310	364	-22%	-59%
Other plates, sheets, film, tapes and strips, of non-cellular plastics, not reinforced or...	1936	3694	1116	1935	-42%	-48%
Baths, showers, sinks, washbasins, bidets, lavatories and their seats and covers, flush tanks ...	-	-	3	41		
Cellulose and its chemical derivatives, not elsewhere specified or included, in primary forms	103	383	419	297	309%	-22%
Ion-exchangers based on polymers of headings 3901 to 3913, in primary forms	11	39	1	8	-90%	-80%
Monofilaments of which the largest dimension of the cross section exceeds 1 mm (monofilaments), rods, sticks and profi...	145	21	127	30	-12%	43%
Self-adhesive plates, sheets, film, foil, tape, strip and other flat shapes, of plastics, whether or not in rolls	532	169	32	136	-94%	-20%
Polyacetals, other polyethers and epoxy resins, in primary forms; polycarbonates, alkyd resins, polyest ...	6134	3986	9312	5454	52%	37%
Acrylic polymers in primary forms	1099	1402	1150	964	5%	-31%
Polymers of vinyl acetate or of other vinyl esters, in primary forms; other vinyl polymers, under ...	153	537	27	200	-82%	-63%



Products	Jan- March 2023		Jan- March 2024		Variation weight	Variation value
	Quantity (t)	Fob Value (M.CFAF)	Quantity (t)	Fob Value (M.CFAF)		
Polymers of ethylene, in primary forms	9444	5817	9772	5812	3%	0%
Polymers of propylene or of other olefins, in primary forms	4983	3253	5179	3316	4%	2%
Polymers of vinyl chloride or of other halogenated olefins, in primary forms	2394	1682	1004	474	-58%	-72%
Polymers of styrene, in primary forms	299	168	253	138	-16%	-18%
Natural polymers (alginic acid, for example) and modified natural polymers (hardened proteins, chemical derivatives, etc.	110	233	267	96	143%	-59%
Amino-resins, phenolic resins and polyurethanes, in primary forms	226	155	274	239	21%	55%
Petroleum resins, coumarone-indene resins, polyterpenes, polysulfides, polysulfones and other mentio products...	9	44	20	49	113%	11%
Floor coverings of plastics, whether or not self-adhesive, in rolls or in the form of tiles or slabs, etc.	660	65	381	106	-42%	63%
Silicones in primary forms	44	9	65	57	46%	549%
Tubes and pipes and their accessories (joints, elbows, fittings, for example), in plastics, etc.	1113	342	47	173	-96%	-50%
Tableware, kitchenware, other household articles and hygienic or toilet articles, of plastics	83	41	103	34	24%	-17%
FURNITURE; MEDICO-SURGICAL FURNITURE; BEDDING AND SIMILAR ARTICLES; LIGHTING DEVICES NOT SPECIFIED OR INCLUDED ...	1084	1968	1028	1473	-5%	-25%
Lighting apparatus (including headlamps) and parts thereof, not elsewhere specified or included; lamps-claim ...	66	273	52	565	-21%	107%
Other furniture and parts thereof	600	441	144	271	-76%	-39%
Prefabricated constructions	348	1185	539	249	55%	-79%
Furniture for medicine, surgery, dentistry or veterinary art (operating tables, examination tables, etc.	15	31	8	15	-49%	-51%
Seats (other than those of heading 9402), whether or not convertible into beds, and parts thereof	30	32	102	248	241%	671%
Bed bases; bedding and similar articles (mattresses, foot covers, eiderdowns, cushions, ottomans, pillows, ...	0	3	0	6	1058%	128%
ORES, SLAG AND ASH	-	-	21160	146		
Other slag and ash, including seaweed ash (kelp); ash and residues from the incineration of municipal waste	-	-	1160	57		
Slag, slag (other than granulated slag), scale and other wastes from the manufacture of cast iron, iron or steel	-	-	20000	90		
AIRCRAFT, SPACECRAFT, AND PARTS THEREOF	-	-	21	71		
Spare parts of aircrafts of heading 8801, 8802 or 8806, n.e.s.	-	-	21	71		
SHIPS, BOATS AND FLOATING STRUCTURES	5954	42423	7675	8716	29%	-79%
Lighthouse boats, pump boats, dredgers, crane pontoons and other boats for which navigation is not...	5950	42341	-	-	-100%	-100%
Cruise ships, excursion boats, ferry-boats, cargo ships, barges and similar vessels for the transport of persons or goods	-	-	7675	8716		
Yachts and other vessels for pleasure or sports; rowing boats and canoes	4	82	-	-	-100%	-100%
NICKEL AND ARTICLES THEREOF	-	-	1	29		
Nickel bars, rods, profiles and wire	-	-	1	29		
WORKS OF ART, COLLECTORS' PIECES AND ANTIQUES	0	1	-	-	-100%	-100%



Products	Jan- March 2023		Jan- March 2024		Variation weight	Variation value
	Quantity (t)	Fob Value (M.CFAF)	Quantity (t)	Fob Value (M.CFAF)		
Antiques of an age exceeding 100 years	0	1	-	-	-100%	-100%
OILWELL SUPPLIES	1131	14023	819	8685	-28%	-38%
WADDING, FELT AND NONWOVENS; SPECIAL YARNS; TWINE, CORDAGE, ROPES AND CABLES AND ARTICLES THEREOF	780	915	477	542	-39%	-41%
Articles of yarn, strip or the like of heading 5404 or 5405, twine, cordage or cord, not specified or included...	23	29	-	-	-100%	-100%
Twine, cordage, ropes and cables, whether or not plaited or braided and whether or not impregnated, coated, covered or sheathed with rubber or plastics	294	261	139	140	-53%	-46%
Nets with knotted mesh, in layers or in pieces, obtained from twine, cordage or ropes; made ...	65	122	15	6	-76%	-95%
Nonwovens, whether or not impregnated, coated, covered or laminated	398	503	322	396	-19%	-21%
TOOLS AND EQUIPMENT, CUTLERY AND TABLE CUTLERY, OF BASE METAL; PARTS OF THESE ARTICLES, IN M...	189	172	546	1170	189%	581%
Spades, shovels, pickaxes, picks, hoes, hoes, forks, rakes and scrapers; axes, bill hooks and similar tools ...	134	50	93	58	-30%	16%
Scissors, tailors' shears and similar shears, and blades therefor	-	-	4	22		
Hand-operated spanners and wrenches (including torque meter wrenches but not including tap wrenches); interchangeable spanner sockets, with or without handles	-	-	20	47		
Knives and cutting blades, for machines or for mechanical appliances	0	5	1	1	700%	-76%
Spoons, forks, ladles, skimmers, pie shovels, special fish or butter knives, sugar tongs ...	-	-	9	8		
Files, rasps, pliers (even cutting ones), pincers, tweezers, metal shears, pipe cutters, bolt cutters, carry ...	40	53	58	85	44%	60%
Tools of at least two of headings 8202 to 8205, put up in sets for retail sale ...	-	-	8	29		
Hand tools and tools (including glaziers' diamonds) not elsewhere specified or included; welding lamps and ...	15	64	37	193	155%	202%
Interchangeable tools for hand tools, mechanical or not, or for machine tools (stamping, stamping, ...	-	-	61	240		
Plates, sticks, points and similar objects for tools, unmounted, consisting of cermet ...	-	-	12	26		
Razors and razor blades (including razor blade blanks in strips)	-	-	11	62		
Handsaws; blades for saws of all kinds (including slitting, slotting or toothless saw blades)	-	-	107	250		
MISCELLANEOUS MANUFACTURED ARTICLES	1095	831	1077	722	-2%	-13%
Brooms and brushes, whether or not forming parts of machines, apparatus or vehicles, mechanical brooms for ...	338	104	461	142	36%	36%
Insulating bottles and other mounted isothermal receptacles, whose insulation is provided by vacuum, as well as ...	241	105	192	102	-20%	-3%
Date, sealing or numbering stamps, and the like (including devices for printing or embossing labels),	-	-	13	7		
Monopods, bipods, tripods and similar items	-	-	1	12		
Typewriter ribbons and similar ribbons, inked or otherwise prepared for lease...	-	-	1	14		
Sanitary napkins and tampons, nappies and diapers for babies and similar articles, of any material...	481	406	396	371	-18%	-9%



Products	Jan- March 2023		Jan- March 2024		Variation weight	Variation value
	Quantity (t)	Fob Value (M.CFAF)	Quantity (t)	Fob Value (M.CFAF)		
Ballpoint pens and pencils; pens and markers with felt or other porous tips; fountain pens and other ...	34	216	12	75	-64%	-65%
MISCELLANEOUS ARTICLES OF BASE METAL	380	712	1285	2256	238%	217%
Stoppers (including crown caps, screw caps and pourers), lids, capsul ...	305	593	1129	2038	270%	244%
Padlocks, locks and bolts (keyed, secretive or electric), of base metal; clasps and frames- or not...	-	-	5	9		
Safes, armoured doors and compartments for vaults, safes and security cassettes and articles similar ...	9	3	-	-	-100%	-100%
Wires, rods, tubes, plates, electrodes and similar articles, of base metal or of metal carbides, etc.	57	37	116	101	104%	171%
Fittings, fittings and similar articles of base metal for furniture, doors, stairs, windows, shutters, etc.	-	-	3	19		
Information plates, name plates, address plates and similar plates, numbers, letters and different signs...	6	70	29	63	368%	-10%
Flexible tubing of base metal, with or without fittings	2	9	3	26	47%	178%
ARTICLES OF LEATHER; CROPPERS OR SADDLES; TRAVEL ARTICLES, HANDBAGS AND SIMILAR CONTAINERS...	848	748	777	182	-8%	-76%
Saddlery or saddlery articles for all animals (including lines, leashes, knee pads, muzzles, etc.	1	0	-	-	-100%	-100%
Trunks, suitcases and cases, including toiletry cases and briefcases, towels, car ...	835	706	768	161	-8%	-77%
Articles of apparel and clothing accessories, of leather or of composition leather	1	16	9	21	497%	27%
ARTICLES OF IRON OR STEEL	10163	13066	11727	20942	15%	60%
Tube or pipe fittings (for example, couplings, elbows, sleeves), of iron or steel	9	23	48	345	449%	1393%
Sewing needles, knitting needles, lace loops, hooks, embroidery punches and similar articles, for us...	-	-	4	19		
Household or household articles and parts thereof, of cast iron, iron or steel; steel or steel wool; epo ...	392	246	114	71	-71%	-71%
Hygiene or toilet articles, and parts thereof, of cast iron, iron or steel	-	-	1	12		
Other articles of iron or steel	853	674	989	1038	16%	54%
Other cast articles of iron or steel	87	44	250	215	187%	393%
Other tubes and pipes (welded or riveted, for example), of circular section, of an external diameter exceeding 406,...	-	-	2	19		
Other tubes, pipes and hollow profiles (for example, open seam or welded, riveted or similarly closed), of iron or steel	2442	2820	218	205	-91%	-93%
Chains, chains and parts thereof, of cast iron, iron or steel	1	6	18	213	2972%	3715%
Constructions and parts of constructions (bridges and parts of bridges, lock gates, towers, pylons, pillars, c ...	4326	6753	6143	7135	42%	6%
Elements of railway tracks, in cast iron, iron or steel: rails, guard rails and racks, needles, heart points, etc.	4	2	24	82	464%	4956%
Stoves, boilers, cookers (including those which can be used incidentally for heating a hundred ...	687	203	1216	7728	77%	3701%
Spikes, nails, tacks, pointed crampons, corrugated or bevelled staples and similar articles, of cast iron, iron, etc.	-	-	2	19		
Containers for compressed or liquefied gas, of iron or steel	340	356	913	1088	169%	206%



Products	Jan- March 2023		Jan- March 2024		Variation weight	Variation value
	Quantity (t)	Fob Value (M.CFAF)	Quantity (t)	Fob Value (M.CFAF)		
Tanks, tuns, vats and similar containers for all materials (except compressed or liquefied gases ...	131	417	309	663	136%	59%
Tanks, drums, drums, cans, boxes and similar receptacles, for all materials (except co ...	60	74	58	113	-4%	52%
Springs and leaf springs, of iron or steel	-	-	2	8		
Artificial brambles of iron or steel; twists, barbed or not, of wire or strip of iron or steel, ...	-	-	27	24		
Wire fabrics (including continuous or endless fabrics), netting and mesh, of iron or steel wire; ...	4	32	203	139	5407%	338%
Stranded wires, cables, braids, slings and similar articles, of iron or steel, not electrically insulated ...	104	74	11	39	-90%	-47%
Tubes, pipes and hollow profiles, of cast iron	-	-	173	65		
Tubes, pipes and hollow profiles, seamless, of iron or steel	569	1124	875	1364	54%	21%
Screws, bolts, nuts, lag screws, thread hooks, rivets, pins, dowels, keys, washers (including ...	112	206	73	245	-35%	19%
ARTICLES OF STONE, PLASTER, CEMENT, ASBESTOS, MICA OR SIMILAR MATERIALS	2908	797	1280	533	-56%	-33%
Natural or artificial abrasives in powder or grains, applied to textile products, paper, cardboard or other ...	-	-	4	35		
Friction linings (plates, rollers, bands, segments, discs, washers, pads, for example), not fitted ,...	-	-	27	18		
Slag wool, slag wool, rock wool and similar mineral wool; expanded vermiculite, expanded clays, foam...	42	26	2	4	-96%	-86%
Wheels and similar articles, without frames, to grind, to defibrate, to grind, to sharpen, to polish, to rectify, to tran ...	0	3	34	94	45302%	3358%
Worked mica and articles of mica, including agglomerated or reconstituted mica, whether or not on a support of paper, paperboard or...	-	-	3	11		
Articles of asbestos-cement, of cellulose fibre-cement or the like	-	-	113	17		
Articles of asphalt or of similar material (for example, petroleum bitumen or coal tar pitch)	578	211	414	167	-28%	-21%
Articles of cement, of concrete or of artificial stone, whether or not reinforced	5	2	-	-	-100%	-100%
Articles of stone or of other mineral materials (including carbon fibers, articles of these materials, etc.	382	332	-	-	-100%	-100%
Articles of plaster or of compositions based on plaster	1652	54	537	81	-67%	49%
Panels, planks, tiles, blocks and similar articles, of vegetable fibers, straw or shavings, wafer ,...	-	-	11	22		
Worked freestone or building stones (other than slate) and articles thereof, excluding ...	249	170	137	85	-45%	-50%
PAPERS AND CARDBOARDS; ARTICLES OF CELLULOSE PULP, OF PAPER OR OF PAPERBOARD	18622	14778	32167	13381	73%	-9%
Other paper and cardboard, uncoated or coated, in rolls or sheets, which has not undergone further processing.	1342	428	1979	494	47%	15%
Other paper, cardboard, cellulose wadding and webs of cellulose fibres cut to size; other works in ...	215	169	90	67	-58%	-60%
Filter blocks, slabs and plates, of paper pulp	7	30	-	-	-100%	-100%
Boxes, bags, pouches, cones and other packaging made of paper, cardboard, cellulose wadding or webs of ...	3912	6428	3030	1826	-23%	-72%
Labels of all kinds, in paper or cardboard, printed or not	169	691	308	804	82%	16%
Newsprint, in rolls or sheets	1072	587	463	172	-57%	-71%
Carbon papers, so-called "carbonless" papers and other papers for duplication or transfers (including papers ...	135	112	160	135	19%	21%
Papers of a kind used for toilet papers and similar papers, cellulose wadding or fibre webs...	733	648	257	242	-65%	-63%



Products	Jan- March 2023		Jan- March 2024		Variation weight	Variation value
	Quantity (t)	Fob Value (M.CFAF)	Quantity (t)	Fob Value (M.CFAF)		
Papers of a kind used for toilet paper, for cleansing towels, for hand towels, for napkins, etc.	1038	825	1263	867	22%	5%
Paper and board coated with kaolin or other inorganic substances on one or both sides, with or on ...	1207	713	2598	1298	115%	82%
Kraft paper and paperboard, uncoated or coated, in rolls or sheets, other than that of heading 4802 or 4803 ...	2693	1387	4114	1851	53%	34%
Corrugated paper and cardboard (even with covering by gluing), creped, pleated, embossed, embossed or perforated, in bearings...	-	-	1	6		
Paper and paperboard, uncoated or coated, of a kind used for writing, printing or other graphic purposes...	2920	1667	6514	3087	123%	85%
Wallpaper and similar wallcoverings; window transparencies of paper	-	-	3	13		
Paper, cardboard, cellulose wadding and cellulose fibre webs, coated, coated, impregnated, covered, collar, etc.	342	199	433	789	27%	296%
Registers, accounting books, notebooks (of notes, orders, receipts), agendas, memorandum pads, notepads ...	534	379	937	304	75%	-20%
Bobbins, spools, cops and similar supports, of paper pulp, paper or paperboard (whether or not perforated or hardened)	2156	403	9478	1197	340%	197%
UMBRELLAS, SUN UMBRELLAS, WALKING STICKS, SEAT-STICKS, WHIPS, RIDING-CROPS AND PARTS THEREOF	30	6	-	-	-100%	-100%
Umbrellas and sun umbrellas (including walking-stick umbrellas, garden umbrellas and similar umbrellas)	30	6	-	-	-100%	-100%
PULP OF WOOD OR OF OTHER FIBROUS CELLULOSIC MATERIAL; RECOVERED (WASTE AND SCRAP) PAPER OR PAPERBOARD...	1195	1101	1459	1395	22%	27%
Recycling paper or cardboard (waste and scrap)	74	36	-	-	-100%	-100%
Chemical wood pulp, soda or sulphate, other than dissolving pastes	1121	1065	1459	1395	30%	31%
RAW HIDES AND SKINS (OTHER THAN FURSKINS) AND LEATHER	11	53	-	-	-100%	-100%
Tanned or crust hides and skins of bovine (including buffalo) or equine animals, without hair on, whether or not split, but not further...	11	53	-	-	-100%	-100%
FURSKINS AND ARTIFICIAL FUR; MANUFACTURES THEREOF	1	1	-	-	-100%	-100%
NATURAL OR CULTURED PEARLS, PRECIOUS OR SIMILAR STONES, PRECIOUS METALS, METALS CLAD WITH PRECIOUS METALS AND...	45	145	1	5	-98%	-97%
Articles of jewellery and parts thereof, of precious metal or of metal clad with precious metal...	-	-	1	5		
Precious stones (other than diamonds) and semi-precious stones, whether or not worked or graded but not strung, mounted or set;	45	145	-	-	-100%	-100%
LEAD AND ARTICLES THEREOF	-	-	1	4		
Other articles of lead	-	-	1	4		
PREPARED FEATHERS AND DOWN AND ARTICLES MADE OF FEATHERS OR OF DOWN; ARTIFICIAL FLOWERS; ARTICLES OF HUMAN HAIR	-	-	2	1		
Artificial flowers, foliage and fruit and parts thereof; articles made of artificial flowers, foliage or fruit...	-	-	2	1		
FISH AND CRUSTACEANS, MOLLUSCS AND OTHER AQUATIC INVERTEBRATES	109932	82987	69414	42734	-37%	-49%



Products	Jan- March 2023		Jan- March 2024		Variation weight	Variation value
	Quantity (t)	Fob Value (M.CFAF)	Quantity (t)	Fob Value (M.CFAF)		
Flour, powder and pellets, of fish or of crustaceans, molluscs or other aquatic invertebrates, fit for human consumption	45	79	-	-	-100%	-100%
Fish, frozen, excluding fish fillets and other fish meat of heading 0304	109887	82907	69414	42734	-37%	-48%
EXPLOSIVES; PYROTECHNIC PRODUCTS; MATCHES; PYROPHORIC ALLOYS; CERTAIN COMBUSTIBLE PREPARATIONS	142	653	136	501	-4%	-23%
Prepared explosives, other than propellant powders	130	554	89	212	-32%	-62%
Safety fuses; detonating fuses; percussion or detonating caps; igniters; electric detonators	11	100	47	289	316%	190%
PREPARATIONS OF CEREALS, FLOUR, STARCH OR MILK; PASTRYCOOKS' PRODUCTS	7700	8174	6514	6193	-15%	-24%
Malt extracts; food preparations of flour, groats, semolina, starches, starches or malt extracts, do not ...	7078	7841	4197	5493	-41%	-30%
Pasta, whether or not cooked or stuffed (with meat or other substances) or otherwise prepared, such as...	478	189	2072	592	334%	213%
Cereal-based products obtained by blowing or roasting (e.g. corn flakes); cereals (other than m ...	22	6	210	80	870%	1165%
Bakery, pastry or biscuit products, whether or not containing added cocoa; hosts, empty seals ...	122	137	35	27	-71%	-80%
MISCELLANEOUS EDIBLE PREPARATIONS	3579	5427	5326	7107	49%	31%
Extracts, essences and concentrates of coffee, tea or maté and preparations with a basis of these products or with a basis of coffee ...	202	520	177	478	-12%	-8%
Yeasts (live or dead); other single-cell micro-organisms, dead (but not including vaccines of heading 3002);...	1084	1473	1105	1387	2%	-6%
Food preparations not elsewhere specified or included	1456	2791	2169	3473	49%	24%
Sauces and preparations thereof; mixed condiments and mixed seasonings; mustard flour and meal and prepared mustard	837	643	1772	1611	112%	150%
Preparations for soups, broths or broths; prepared soups, broths or broths; food preparations co ...	-	-	102	159		
PREPARATIONS OF VEGETABLES, FRUIT, NUTS OR OTHER PARTS OF PLANTS	7319	4689	2304	1895	-69%	-60%
Other vegetables prepared or preserved otherwise than by vinegar or acetic acid, frozen, other than products of heading 2006	48	36	51	41	6%	12%
Other vegetables prepared or preserved otherwise than by vinegar or acetic acid, not frozen, other than p...	3121	1496	112	60	-96%	-96%
Jams, jellies, marmalades, purees and fruit pastes, obtained by cooking, with or without added sugar or ...	20	24	-	-	-100%	-100%
Fruits and other edible parts of plants, otherwise prepared or preserved, with or without added sugar or...	-	-	12	15		
Fruit (including grape must) or vegetable juices, unfermented, without added alcohol, with or without ad...	715	627	518	611	-27%	-3%
Tomatoes prepared or preserved otherwise than by vinegar or acetic acid	3415	2505	1610	1168	-53%	-53%
PREPARATIONS OF MEAT, OF FISH OR OF CRUSTACEANS, MOLLUSCS OR OTHER AQUATIC INVERTEBRATES...	1215	1393	1575	1662	30%	19%
Other prepared or preserved meat, meat offal or blood	170	96	35	46	-79%	-52%
Prepared or preserved fish; caviar and caviar substitutes prepared from fish eggs	1045	1298	1509	1579	44%	22%



Products	Jan- March 2023		Jan- March 2024		Variation weight	Variation value
	Quantity (t)	Fob Value (M.CFAF)	Quantity (t)	Fob Value (M.CFAF)		
Sausages, sausages and similar products, of meat, offal or blood; food preparations based on pro this ...	-	-	31	38		
CERAMIC PRODUCTS	48869	5864	31286	4038	-36%	-31%
Ceramic apparatus and articles for chemical or other technical uses; troughs, bins and containers if ...	-	-	11	26		
Other refractory ceramic articles (retorts, crucibles, muffles, nozzles, buffers, supports, cups, tubes, etc.	-	-	68	46		
Other ceramic articles	-	-	55	8		
Bricks, slabs, tiles and other ceramic pieces, of fossil siliceous flour (e.g. kieselguhr, tripolite, diatomite, Bricks, slabs, tiles and similar ceramic construction pieces, refractories, other than those made from flour, etc.	224	276	361	262	61%	-5%
Tiles and slabs for paving or covering, of ceramic; cubes, dice and similar articles for mosaics, of ...	46060	5082	27928	3095	-39%	-39%
Sinks, washbasins, washbasin columns, bathtubs, bidets, toilet bowls, cisterns, urinals and appliances ...	1345	259	1311	296	-3%	14%
Roofing tiles, chimney pots, cowls, chimney liners, architectural ornaments and other ceramic constructional goods...	4	1	-	-	-100%	-100%
Tableware, other household articles or household economy articles and hygiene or toilet articles, of ceramic, ...	197	41	168	24	-15%	-42%
Tableware, other household or domestic economy articles and hygiene or toilet articles, of porcelain, etc.	1038	205	1262	222	22%	8%
INORGANIC CHEMICALS; INORGANIC OR ORGANIC COMPOUNDS OF PRECIOUS METALS, RADIOACTIVE ELEMENTS, ...	72949	20874	32826	4957	-55%	-76%
Nitric acid; sulphonitric acids	54	22	241	42	346%	86%
Sulphuric acid; oleum	296	57	987	109	234%	94%
Ammonia, anhydrous or in aqueous solution	579	231	95	64	-84%	-72%
Other inorganic acids and other inorganic oxygenates of non-metallic elements...	44	55	919	328	1968%	491%
Borates; peroxoborates (perborates)	1065	574	306	121	-71%	-79%
Carbonates; peroxocarbonates (percarbonates); commercial ammonium carbonate containing ammonium carbamate	15943	2213	17206	1454	8%	-34%
Carbon (carbon blacks and other forms of carbon not elsewhere specified or included)	7	20	1	5	-79%	-75%
Carbides, whether or not chemically defined	192	35	72	19	-62%	-44%
Chlorates and perchlorates; bromates and perbromates; iodates and periodates	3	102	-	-	-100%	-100%
Hydrogen chloride (hydrochloric acid); chlorosulphuric acid	398	72	506	51	27%	-29%
Chlorides, chloride oxides and chloride hydroxides; bromides and bromide oxides; iodides and iodide oxides	854	1907	327	112	-62%	-94%
Artificial corundum, whether or not chemically defined; aluminium oxide; aluminium hydroxide	37271	9660	-	-	-100%	-100%
Fluorides; fluorosilicates, fluoroaluminates and other complex fluorine salts	1242	559	416	173	-67%	-69%
Hydrazine and hydroxylamine and their inorganic salts; other inorganic bases; other oxides, hydroxides peroxides ...	-	-	28	88		



Products	Jan- March 2023		Jan- March 2024		Variation weight	Variation value
	Quantity (t)	Fob Value (M.CFAF)	Quantity (t)	Fob Value (M.CFAF)		
Hydrogen, rare gases and other non-metals	102	96	-	-	-100%	-100%
Sodium hydroxide (caustic soda); potassium hydroxide (caustic potash); peroxides of sodium or potassium	9347	3941	6044	1068	-35%	-73%
Hypochlorites; commercial calcium hypochlorite; chlorites; hypobromites	31	43	203	135	566%	213%
Alkali or alkaline-earth metals; rare-earth metals, scandium and yttrium, whether or not intermixed or interalloyed ...	40	21	-	-	-100%	-100%
Zinc oxide; zinc peroxide	-	-	3	6		
Boron oxides; boric acids	-	-	7	4		
Titanium oxides	166	235	75	112	-55%	-52%
Iron oxides and hydroxides; earth colours containing by weight 70% or more of combined iron, evaluated as Fe2O3.....	33	6	27	40	-16%	521%
Diphosphorus pentaoxide; Phosphoric acid; polyphosphoric acids, whether or not chemically defined ...	28	37	29	26	4%	-30%
Hydrogen peroxide, whether or not solidified with urea	23	11	1	3	-96%	-71%
Phosphinates (hypophosphites), phosphonates (phosphites) and phosphates; polyphosphates, chemically de ...	681	390	877	468	29%	20%
Silicates; commercial alkali metal silicates	653	147	863	153	32%	4%
Sulphates; alums; peroxosulphates (persulphates)	3895	435	3561	347	-9%	-20%
Sulphites; thiosulphates	2	5	31	29	1575%	420%
ORGANIC CHEMICALS	4190	3453	3834	3310	-8%	-4%
Carboxylic acids containing additional oxygen functions and their anhydrides, halides, peroxides, etc.	349	212	392	202	12%	-4%
Unsaturated acyclic monocarboxylic acids and cyclic monocarboxylic acids, their anhydrides, halides, etc.	24	38	9	16	-63%	-57%
Saturated acyclic monocarboxylic acids and their anhydrides, halides, peroxides and peroxyacids; their derri ...	178	151	301	217	69%	44%
Nucleic acids and their salts, whether or not chemically defined; other heterocyclic compounds	-	-	52	330		
Polycarboxylic acids, their anhydrides, halides, peroxides and peroxyacids; their halogenated derivatives, sulfon , Our...	5	5	3	6	-49%	35%
Acyclic alcohols and their halogenated, sulphonated, nitrated or nitrosated derivatives	1285	745	880	507	-31%	-32%
Aldehydes, whether or not with other oxygen function; cyclic polymers of aldehydes; paraformaldehyde	109	21	273	16	152%	-21%
Other organic compounds	-	-	6	8		
Ketones and quinones, whether or not with other oxygen function, and their halogenated, sulphonated, nitrated or nitrosated derivatives	3	3	34	29	1088%	754%
Compounds with other nitrogen functions	999	1256	1344	1462	35%	16%
Amine-function compounds	-	-	19	65		
Oxygen-function amino-compounds	657	595	136	144	-79%	-76%
Heterocyclic compounds with nitrogen hetero-atom(s) only	-	-	28	3		



Products	Jan- March 2023		Jan- March 2024		Variation weight	Variation value
	Quantity (t)	Fob Value (M.CFAF)	Quantity (t)	Fob Value (M.CFAF)		
Heterocyclic compounds with oxygen hetero-atom(s) only	-	-	6	15		
Halogenated derivatives of hydrocarbons	299	143	252	112	-16%	-22%
Organic derivatives of hydrazine or of hydroxylamine	24	11	1	5	-95%	-57%
Phosphoric esters and their salts, including lactophosphates; their halogenated, sulphonated, nitrated or nitrosated derivatives...	-	-	4	6		
Ethers, ethers-alcohols, ethers-phenols, ethers-alcohols-phenols, peroxides of alcohols, peroxides of ethers, peroxides ...	6	7	16	34	181%	405%
Acyclic hydrocarbons	207	236	20	23	-90%	-90%
Cyclic hydrocarbons	-	-	3	5		
Provitamins and vitamins, natural or reproduced by synthesis (including natural concentrates), as well as...	1	3	21	74	1701%	2077%
Quaternary ammonium salts and hydroxides; lecithins and other phosphoaminolipids, whether or not chemically defined	24	6	28	24	14%	303%
Organo-sulphur compounds	20	21	4	6	-79%	-71%
PRODUCTS OF THE MILLING INDUSTRY; MALT; STARCHES; INULIN; WHEAT GLUTEN	41687	17073	34372	12499	-18%	-27%
Starches; inulin	1862	787	991	309	-47%	-61%
Wheat or meslin flour	-	-	251	57		
Flour, meal and powder of the dried leguminous vegetables of heading 0713, of sago or of roots or tubers of heading 0714...	-	-	13	7		
Wheat gluten, whether or not dry	36	103	193	231	434%	124%
Cereal groats, meal and pellets	10449	3051	6850	1916	-34%	-37%
Malt, whether or not roasted	29340	13132	26074	9980	-11%	-24%
PRINTED BOOKS, NEWSPAPERS, PICTURES AND OTHER PRODUCTS OF THE PRINTING INDUSTRY; MANUSCRIPTS, TYPESCRIPTS AND PLANS	438	1044	316	399	-28%	-62%
Other printed matter, including printed pictures and photographs	46	54	18	70	-62%	29%
Printed or illustrated postcards; printed cards bearing greetings or personal messages, whether or not illustrated ...	2	110	-	-	-100%	-100%
Newspapers, journals and periodicals, whether or not illustrated or containing advertising material	60	2	-	-	-100%	-100%
Printed books, brochures, leaflets and similar printed matter, whether or not in single sheets	327	877	298	328	-9%	-63%
MISCELLANEOUS CHEMICAL PRODUCTS	15072	28138	14783	29814	-2%	6%
Industrial monocarboxylic fatty acids; acid oils from refining; industrial fatty alcohols	233	140	15	33	-94%	-76%
Sizing or finishing agents, dyeing or fixing accelerators for colouring matters and other products and p...	-	-	3	3		
Activated carbon; activated natural mineral products; animal black, including spent animal black	433	271	376	256	-13%	-5%
Cements, mortars, concretes and similar refractory compositions, other than products of heading 3801...	698	119	623	274	-11%	130%
Rosin and resin acids, and derivatives thereof; rosin spirit and rosin oils; run gums...	2	1	-	-	-100%	-100%
Preparations and charges for fire-extinguishers; charged fire-extinguishing grenades	-	-	0	3		



Products	Jan- March 2023		Jan- March 2024		Variation weight	Variation value
	Quantity (t)	Fob Value (M.CFAF)	Quantity (t)	Fob Value (M.CFAF)		
Chemical elements doped for use in electronics, in the form of discs, wafers or similar forms ...	-	-	325	19		
Reaction initiators, reaction accelerators and catalytic preparations, not elsewhere specified or included ...	0	1	-	-	-100%	-100%
Insecticides, rodents, fungicides, herbicides, germination inhibitors and growth regulators for plants	8593	24556	11479	27653	34%	13%
Prepared binders for foundry molds or cores; chemicals and preparations of the chemical or chemical industries.	4207	2048	850	719	-80%	-65%
Fluids for hydraulic brakes and other fluids prepared for hydraulic transmissions, not containing oils...	28	13	29	15	3%	18%
Culture media prepared for the growth and maintenance of micro-organisms (including viruses and organ...	6	252	-	-	-100%	-100%
Anti-knock preparations, oxidation inhibitors, peptizing additives, viscosity improvers, anti-additives ...	11	59	130	344	1062%	480%
Anti-freezing preparations and prepared de-icing fluids	-	-	10	18		
Preparations known as "vulcanization accelerators"; Composite plasticizers for rubber or plastic materials, Our.	54	29	20	16	-62%	-46%
Preparations for pickling metals; soldering or brazing flux and other auxiliary preparations for soldering ...	2	0	45	28	2153%	5672%
Diagnostic or laboratory reagents on any support and prepared diagnostic or laboratory reagents, even...	23	372	27	123	19%	-67%
Composite organic solvents and thinners, not elsewhere specified or included; preparations designed to remove ...	781	276	696	268	-11%	-3%
Tall oil, whether or not refined	-	-	154	40		
PHARMACEUTICAL PRODUCTS	7440	24771	7312	23075	-2%	-7%
Glands and other organs, for opotherapeutic purposes, in a dried state, whether or not pulverized	-	-	25	36		
Medicines (excluding products of heading 3002, 3005 or 3006) consisting of mixed or unmixed products...	800	2836	3492	4248	337%	50%
Wadding, gauze, tapes and similar articles (dressings, plasters, sinapisms, for example), impregnated or covered ...	187	415	184	485	-2%	17%
Pharmaceutical goods specified in note 4 to this chapter	2274	359	33	52	-99%	-86%
Human blood; animal blood prepared for therapeutic, prophylactic or diagnostic uses; antisera, others fr...	33	551	0	5	-99%	-99%
PHOTOGRAPHIC OR CINEMATOGRAPHIC GOODS	-	-	6	14		
Plates and flat films, photographic, sensitized, unimpressed, in materials other than paper, cardboard paper or ...	-	-	5	11		
Chemical preparations for photographic uses, other than varnishes, glues, adhesives and similar preparations...	-	-	1	3		
HARDWARE	1412	1151	737	1475	-48%	28%
NUCLEAR REACTORS, BOILERS, MACHINERY AND MECHANICAL APPLIANCES; PARTS THEREOF	13794	40028	18428	85272	34%	113%
Auxiliary devices for boilers of heading 8402 or 8403 (economizers, superheaters, chimney sweeping or gas recovery devices ...	2	12	-	-	-100%	-100%



Products	Jan- March 2023		Jan- March 2024		Variation weight	Variation value
	Quantity (t)	Fob Value (M.CFAF)	Quantity (t)	Fob Value (M.CFAF)		
Weighing apparatus and instruments, including scales and scales for checking machined parts, but excluding...	40	54	82	507	104%	847%
Mechanical apparatus (including hand-held) for projecting, dispersing or spraying liquids or powders; extinct ...	20	229	202	964	926%	321%
Laboratory apparatus, devices or equipment, whether or not electrically heated (excluding ovens and other...	122	1824	91	466	-26%	-74%
Transmission shafts (including camshafts and crankshafts) and cranks; bearings and bushings; eng ...	146	1242	63	480	-57%	-61%
Taps, valves and similar devices for pipes, boilers, tanks, vats or similar containers...	36	372	162	818	351%	120%
Other office machines and devices (hectographic or stencil duplicators, address printing machines, etc.	12	80	1	8	-95%	-90%
Other lifting, loading, unloading or handling machines and devices (elevators, mechanical stairs, etc.	415	1087	386	2511	-7%	131%
Other earthmoving, levelling, stripping, excavating, compacting, extracting or drilling machines and equipment.	52	124	244	2137	372%	1622%
Other machines and devices for agriculture, horticulture, forestry, poultry farming or bee-keeping, incl.	94	179	0	0	-100%	-100%
Other machines and apparatus for working with pulp, paper or cardboard, including cutting machines.	-	-	1	15		
Other machine tools for working metals or cermets, working without removing material ...	-	-	7	112		
Other engines and motors	17	133	15	159	-14%	20%
Bigues; cranes and blondes; overhead cranes, unloading or handling gantries, crane bridges, trolleys, etc.	209	30	416	1870	99%	6118%
Dozers (bulldozers), bias dozers (angledozers), graders, scrapers, mechanical shovels, excavate ...	4913	9569	4529	14066	-8%	47%
Furnace burners for liquid fuel, for pulverised solid fuel or for gas; automatic stokers, including their mechanical grates,	13	47	-	-	-100%	-100%
Centrifuges, including centrifugal dryers; filtering or purifying machinery and apparatus, for liquids or gases	1750	1996	486	1051	-72%	-47%
Fork-lift trucks; other works trucks fitted with lifting or handling equipment	530	1688	299	1244	-44%	-26%
Foundry frame; bottom plates for molds; models for molds; molds for metals (other than lingo ...	6	114	29	150	354%	31%
Steam boilers (steam generators), other than central heating boilers designed to produce...	9	52	93	994	922%	1801%
Central heating boilers other than those of heading 8402	9	20	28	137	216%	579%
Converters, ladles, ingots and casting machines (molding) for metallurgy, steelworks or foundry ...	-	-	121	108		
Industrial or laboratory furnaces and ovens, including incinerators, non-electric	410	962	431	1357	5%	41%
Metalloplastic seals; sets or assortments of gaskets of different composition presented in pouches, envelopes, etc.	4	3	4	28	3%	768%
Metal-rolling mills and rolls thereof	-	-	127	213		
Forging or stamping machines (including presses), sheep, hammers and swifts for the work of...	23	31	5	10	-78%	-68%
Sewing machines, other than book sewing machines of heading 8440; furniture, bases and covers specia...	105	21	30	14	-71%	-37%
Deburring, sharpening, grinding, grinding, honing, polishing or other finishing operations machines, worked ...	-	-	208	1174		
Dish washing machines; machines and apparatus for cleaning or drying bottles or other containers.	126	1233	167	1563	33%	27%



Products	Jan- March 2023		Jan- March 2024		Variation weight	Variation value
	Quantity (t)	Fob Value (M.CFAF)	Quantity (t)	Fob Value (M.CFAF)		
Washing machines, even with drying device	17	19	118	106	606%	460%
Planing machines, vices-filing machines, slotting machines, broaching, cutting gears, finishing gears, sawing ...	-	-	26	36		
Milking machines and dairy machinery	2	150	-	-	-100%	-100%
Automatic data processing machines and units thereof; magnetic or optical readers, ...	3	39	8	1140	148%	2787%
Machines and apparatus (other than machines of heading 8450) for washing, cleaning, spinning, drying, ...	-	-	3	39		
Machines and apparatus for sorting, screening, separating, washing, crushing, crushing, mixing or mixing soil, stones, etc.	597	1228	1865	11923	212%	871%
Machines and auxiliary apparatus for machines of heading 8444, 8445, 8446 or 8447 (dobby, Jacquard machines, etc.	6	88	12	154	111%	75%
Machines and mechanical appliances having individual functions, not specified or included elsewhere in this chapter	480	2247	1187	4515	147%	101%
Machines and apparatus for the manufacture of pulp of fibrous cellulosic materials or for the manufacture or...	-	-	0	31		
Machinery for preparing or making up tobacco, not specified or included elsewhere in this...	11	490	-	-	-100%	-100%
Machines and apparatus for soldering or welding, whether or not capable of cutting, other than those of heading 8515; machines and ...	-	-	3	68		
Machines and apparatus for air conditioning comprising a motor-driven fan and specific devices...	662	1195	622	1257	-6%	5%
Extruders for working with rubber or plastics or for manufacturing products made from these materials	107	629	466	5589	335%	789%
Machines and apparatus for printing by means of plates, cylinders and other printing elements of heading 8442...	50	117	121	624	142%	435%
Machines and apparatus, not specified or included elsewhere in this chapter, for preparation or manufacture ...	404	6221	593	7218	47%	16%
Machines for assembling electric or electronic lamps, tubes or valves or lamps for production ...	1	130	-	-	-100%	-100%
Machines for cleaning, sorting or screening grains or pulses; machines and apparatus for ...	43	403	404	3416	841%	747%
Agricultural, horticultural or forestry machinery, apparatus and implements for soil preparation or tillage or for ...	8	24	514	1108	6575%	4536%
Machines, apparatus and machinery for harvesting and threshing agricultural products, including straw balers ...	14	45	297	753	1965%	1563%
Machine tools (including machines for nailing, stapling, gluing or otherwise assembling) for woodworking,...	29	275	116	191	301%	-30%
Machine tools for working stone, ceramic products, concrete, asbestos-cement or other materials ...	-	-	1	12		
Weaving machines (looms)	27	185	-	-	-100%	-100%
Spark-ignition reciprocating or rotary internal combustion piston engines	10	38	289	111	2757%	196%
Compression-ignition internal combustion piston engines (diesel or semi-diesel engines)	-	-	1	12		
Pneumatic, hydraulic or motor tools (electric or non-electric) incorporated, for use by hand ...	12	25	68	160	454%	551%
Pulley tackle and hoists; winches and capstans; jacks	-	-	42	63		



Products	Jan- March 2023		Jan- March 2024		Variation weight	Variation value
	Quantity (t)	Fob Value (M.CFAF)	Quantity (t)	Fob Value (M.CFAF)		
Parts of machines or apparatus, not specified or included elsewhere in this chapter, not comprising c...	-	-	2	11		
Parts and accessories (other than cases, covers and the like) recognizable as being exclusively accept...	-	-	0	8		
Parts and accessories recognizable as being exclusively or mainly intended for machines of heading 8456 to...	2	24	3	45	104%	84%
Parts suitable for use solely or principally with the machinery of headings 8425 to 8	105	866	854	10496	714%	1112%
Parts recognizable as being exclusively or mainly intended for engines of heading 8407 or 8408...	1	54	19	111	1231%	105%
Air or vacuum pumps, compressors for air or other gases and fans; extractor hoods or recycling...	740	459	731	639	-1%	39%
Pumps for liquids, whether or not fitted with a measuring device; liquid elevators	71	569	110	508	54%	-11%
Nuclear reactors; fuel elements (cartridges), , non-irradiated, for nuclear reactors; machinery and apparatus for isotopic ...	-	-	3	11		
Refrigerators, freezer-conservators and other equipment, machines and apparatus for producing cold, ...	1156	1724	1598	2494	38%	45%
Ball, roller, roller or needle bearings	7	36	7	35	5%	-4%
Hydraulic turbines, water wheels and their regulators	144	1395	16	27	-89%	-98%
RESIDUES AND WASTE FROM THE FOOD INDUSTRIES; PREPARED ANIMAL FODDER	25744	10739	6154	3898	-76%	-64%
Flours, powders and agglomerates in the form of pellets, meat, offal, fish or crustaceans, molluscs, etc.	232	157	213	118	-8%	-25%
Preparations of a kind used for feeding animals	6658	4991	5583	3584	-16%	-28%
Starch and similar residues, beet pulps, sugar cane bagasse and other sugar waste...	-	-	123	61		
Oil cake and other solid residues, whether or not crushed or agglomerated in the form of pellets, from the extraction of soybean oil	18853	5591	235	134	-99%	-98%
SOAPS, ORGANIC SURFACE AGENTS, LAUNDRY PREPARATIONS, LUBRICANT PREPARATIONS,...	1471	1208	2234	1808	52%	50%
Organic surfactants (other than soaps); surfactant preparations, laundry preparations (incl.	733	661	1213	1246	65%	89%
Candles, candles, tapers and similar articles	384	112	17	6	-96%	-94%
Polishes and creams for shoes, polishes, glosses for bodywork, glass or metals, pastes and powders for...	27	33	14	62	-49%	88%
Artificial waxes and prepared waxes	0	1	850	251	265202%	22938%
Lubricating preparations (including cutting oils, preparations for releasing nuts, preparations, etc.	46	80	45	128	-2%	61%
Soaps; organic surfactant products and preparations for use as soap, bars, bars, pieces or ...	280	321	76	112	-73%	-65%
SALT; SULPHUR; EARTHS AND STONE; PLASTERING MATERIALS, LIME AND CEMENT	741210	19645	676938	16585	-9%	-16%
Other clays (excluding expanded clays of heading 6806), andalusite, kyanite, sillimanite, whether or not calcined;...	494	143	401	115	-19%	-19%
Pebbles, gravel, crushed stones, of the types generally used for concreting or for the setting in of...	703	40	-	-	-100%	-100%
Natural magnesium carbonate (magnesite); electrofused magnesia; magnesia burnt to death (sintered), even containing...	-	-	54	17		
Castines; lime or cement stones	-	-	649	19		
Quicklime, slaked lime and hydraulic lime, other than calcium oxide and hydroxide of heading 2825...	2225	304	2151	310	-3%	2%
Hydraulic cements (including unpulvered cements known as "clinkers"), whether or not coloured	661433	17016	582293	13799	-12%	-19%
Chalk	401	94	77	15	-81%	-84%



Products	Jan- March 2023		Jan- March 2024		Variation weight	Variation value
	Quantity (t)	Fob Value (M.CFAF)	Quantity (t)	Fob Value (M.CFAF)		
Dolomite, whether or not sintered or calcined, including dolomite roughened or simply cut, by sawing or otherwise, e...	1112	41	5610	129	404%	218%
Fossil siliceous flour (kieselguhr, tripolite, diatomite, for example) and other similar siliceous earths,...	126	62	181	69	44%	10%
Feldspar; leucite; nepheline and nepheline syenite; fluorspar	50	19	-	-	-100%	-100%
Natural graphite	-	-	154	40		
Gypsum; anhydrite; plasters, whether or not coloured or containing small amounts of accelerators or retarders ...	22405	875	15812	661	-29%	-25%
Kaolin and other kaolinic clays, whether or not calcined	-	-	0	1		
Marble, travertine, ecaussine and other calcareous monumental or building stone of an apparent specific gravity o ...	26	10	-	-	-100%	-100%
Mineral substances not elsewhere specified or included	-	-	1414	104		
Quartz (other than natural sands); quartzites, whether or not roughly cut or simply cut, by sawing or otherwise, ...	-	-	172	18		
Natural sands of all kinds, whether or not coloured, excluding metalliferous sands of Chapter 26...	9	5	5	6	-42%	15%
Salt (including prepared table salt and denatured salt) and pure sodium chloride, even in aqueous solution ...	51591	951	67807	1239	31%	30%
Natural soapstone, whether or not roughly cut or simply cut, by sawing or otherwise, into shaped blocks or slabs ...	118	29	4	4	-97%	-87%
Natural barium sulfate (barite); natural barium carbonate (witherite), whether or not calcined, other than oxide of...	518	56	154	40	-70%	-28%
SUGARS AND SUGAR CONFECTIONERY	59063	20728	64996	23676	10%	14%
Other sugars, including chemically pure lactose, maltose, glucose and fructose (levulose), in their s ...	7859	3068	3947	1267	-50%	-59%
Sugar confectionery (including white chocolate), not containing cocoa	164	205	226	240	37%	17%
Cane or beet sugar and chemically pure sucrose, in solid form	51040	17455	60824	22170	19%	27%
TOBACCO AND MANUFACTURED TOBACCO SUBSTITUTES	817	2690	869	2714	6%	1%
Other manufactured tobacco and manufactured tobacco substitutes; 'homogenised' or 'reconstituted' tobacco; tobacco extracts and essences	203	26	201	17	-1%	-36%
Cigars (including those with cut ends), cigarillos and cigarettes, of tobacco or of tobacco substitutes ...	614	2664	668	2697	9%	1%
CARPETS AND OTHER TEXTILE FLOOR COVERINGS	165	61	175	62	6%	2%
Other carpets and other textile floor coverings, whether or not made up	-	-	28	10		
Carpets and other textile floor coverings, knotted, whether or not made up	-	-	6	12		
Carpets and other textile floor coverings, tufted, whether or not made up	6	3	141	40	2270%	1219%
IMPREGNATED, COATED, COVERED OR LAMINATED TEXTILE FABRICS; TEXTILE ARTICLES OF A KIND SUITABLE FOR INDUSTRIAL USE	-	-	203	80		
Conveyor belts or transmission belts of textile materials, whether or not impregnated, coated, covered with material, etc.	-	-	0	7		
Textile products and articles for technical uses, specified in note 7 to this chapter	-	-	22	22		
Rubberised textile fabrics, other than those of heading 5902	-	-	41	7		



Products	Jan- March 2023		Jan- March 2024		Variation weight	Variation value
	Quantity (t)	Fob Value (M.CFAF)	Quantity (t)	Fob Value (M.CFAF)		
Fabrics impregnated, coated or covered with plastics or laminated with plastics, other than ...	-	-	138	37		
Textile hosepiping and similar textile tubing, with or without lining, armour or accessories of other materials...	-	-	2	6		
SPECIAL WOVEN FABRICS; TUFTED TEXTILE FABRICS; LACE; TAPESTRIES; TRIMMINGS; EMBROIDERY	-	-	509	61		
Narrow woven fabrics, other than goods of heading 5807; narrow fabrics consisting of warp without weft assembled by means of an adhesive (bolducs)...	-	-	4	22		
Terry towelling and similar woven terry fabrics, other than narrow fabrics of heading 5806; tufted textile fabrics, other than products...	-	-	505	39		
VEHICLES AND EQUIPMENT FOR RAILWAY OR SIMILAR TRACKS AND THEIR PARTS; MECHANICAL DEVICES ...	314	270	455	3476	45%	1187%
Specially designed and equipped frames and containers (including tank-containers and tank-containers)...	217	188	303	2480	39%	1216%
Parts of vehicles for railways or the like	96	81	152	995	58%	1122%
GLASS AND GLASSWARE	13335	5033	8884	1575	-33%	-69%
Tubular bulbs and envelopes, open, and parts thereof, of glass, without fittings, for electric lamps, ...	-	-	18	5		
Other articles of glass	13	135	-	-	-100%	-100%
Carboys, bottles, flasks, jars, jars, tubular packaging, ampoules and other transport containers or...	8357	2208	5302	1101	-37%	-50%
Cullet and other waste and scrap of glass; glass in the mass	1820	70	2347	97	29%	38%
Glass fibres (including glass wool) and articles thereof (for example yarns, fabrics) ...	0	4	45	63	15810%	1637%
Ice (float glass and glass softened or polished on one or two sides) in plates or sheets, even with an absorbent layer ...	1065	115	346	34	-68%	-70%
Glass mirrors, whether or not framed, including rear-view mirrors	1	0	1	12	-15%	2838%
Glass objects for the service of the table, for the kitchen, the toilet, the office, the ornamentation of the apartments ...	854	169	432	131	-49%	-22%
Pavers, slabs, bricks, tiles, tiles and other articles, of pressed or molded glass, whether or not reinforced, for building ...	-	-	2	7		
Glass beads, imitations of natural or cultured pearls, imitations of gemstones and similar articles of v...	12	8	-	-	-100%	-100%
Safety glass, consisting of glass which is tempered or formed from laminated sheets	162	71	212	67	31%	-5%
Laboratory, hygienic or pharmaceutical glassware, whether or not graduated or calibrated	-	-	16	28		
Multiple-walled insulating units of glass	4	1	-	-	-100%	-100%
ARTICLES OF APPAREL AND CLOTHING ACCESSORIES, NOT KNITTED OR CROCHETED	16	71	97	217	495%	206%
Other made-up clothing accessories; parts of garments or of clothing accessories, other than those of heading...	-	-	3	10		
Men's or boys' shirts, knitted or crocheted	10	18	5	35	-55%	94%
Women's or girls' blouses, shirts and shirt-blouses	1	16	3	20	373%	21%
Suits or suits, sets, jackets, pants, overalls with suspenders, breeches and shorts (other than for ...	1	16	22	55	3659%	242%
Tailored suits, sets, jackets, dresses, skirts, culottes, pants, overalls with suspenders, breeches and ...	-	-	4	30		
Gloves, mittens and mitts	0	4	-	-	-100%	-100%



Products	Jan- March 2023		Jan- March 2024		Variation weight	Variation value
	Quantity (t)	Fob Value (M.CFAF)	Quantity (t)	Fob Value (M.CFAF)		
Coats, peacoats, capes, anoraks, jackets and similar articles, for women or girls, excluding articles...	-	-	49	32		
Garments, made up of fabrics of heading 5602, 5603, 5903, 5906 or 5907	5	17	2	19	-63%	12%
CLOTHING AND CLOTHING ACCESSORIES, KNITTED	275.0	355.5	240	108	-13%	-70%
Other garments, knitted or crocheted	2	5	0	2	-92%	-61%
Sweaters, pullovers, cardigans, cardigans and similar articles, including under-sweaters, knitted or crocheted...	-	-	2	12		
Men's or boys' shirts, knitted or crocheted	-	-	0	2		
Tights (pantyhose), stockings, knee socks, socks and other hosiery, including tights (pantyhose ...	11	50	-	-	-100%	-100%
Suits or suits, sets, jackets, pants, overalls with suspenders, breeches and shorts (other than for ...	1	16	169	34	28887%	112%
Gloves, mittens and mitts, knitted or crocheted	-	-	6	13		
Briefs, boxers, nightgowns, pyjamas, bathrobes, dressing gowns and similar articles, of knitted fabric...	-	-	37	8		
Tracksuits, ski suits and swimwear, knitted or crocheted	139	28	-	-	-100%	-100%
T-shirts, singlets and other vests, knitted or crocheted	70	126	26	36	-63%	-71%
Garments, made up of knitted or crocheted fabrics of heading 5903, 5906 or 5907	1	0	-	-	-100%	-100%
MEAT AND EDIBLE OFFAL	25	19	54	71	116%	266%
Edible offals of bovine, porcine, sheep, goat, horse, ass or mulassière species, fresh, r...	25	19	9	10	-65%	-50%
Meat of swine animals, fresh, chilled or frozen	-	-	18	20		
Meat and edible offal, of the poultry of heading 0105, fresh, chilled or frozen	-	-	28	42		
VEHICLES OTHER THAN RAILWAY OR TRAMWAY ROLLING STOCK, AND PARTS AND ACCESSORIES...	22313	46578	27753	71609	24%	54%
Bicycles and other cycles (including delivery tricycles), not motorised	-	-	81	85		
Bodies of motor vehicles of headings 8701 to 8705, including cabins	21	197	462	7612	2137%	3758%
Automobile trolleys not fitted with a lifting device, of a kind used in factories, warehouses, shops, etc.	-	-	37	69		
Motorcycles (including mopeds) and cycles fitted with an auxiliary motor, with or without side-cars; side-cars	645	1079	723	1332	12%	23%
Parts and accessories of the motor vehicles of headings 8701 to 8705	20	31	954	12497	4687%	40341%
Parts and accessories of vehicles of headings 8711 to 8713	1688	892	2273	1086	35%	22%
Trailers and semi-trailers; other vehicles, not mechanically propelled; parts thereof	1086	1062	1314	2385	21%	125%
Tractors (other than tractors of heading 8709)	1448	3552	1259	3293	-13%	-7%
Special(purpose motor vehicles, other than those primarily designed for the transport of persons or ...	566	1055	414	1951	-27%	85%
Motor vehicles for the transport of ten or more persons, including the driver	1141	6461	762	3710	-33%	-43%
Vehicles used for cargo transport	6278	8859	5829	10520	-7%	19%
Passenger cars and other motor vehicles mainly designed for the transport of persons (other than...	9350	23085	13364	26891	43%	16%
ZINC AND ARTICLES THEREOF	124	259	4	7	-97%	-97%
Other articles of zinc	76	248	-	-	-100%	-100%
Zinc bars, rods, profiles and wire	48	12	-	-	-100%	-100%
Zinc dust, powders and flakes	-	-	4	7		

Source : CNSC



4. Average import freight rates for refrigerated or dry 20-foot and 40-foot containers in Q1 2024

Country of loading - AFRICA	Port of loading	Average import freight rate for Containers (thousand CFAF)			
		20REEFER	20DRY	40REEFER	40DRY
South Africa	Cape Town	-	1911	1475	2131
	Coega	-	-	1640	-
	Durban	-	1931	1640	1980
	Port Elizabeth	-	-	-	1610
Algeria	Alger	-	-	-	1646
	Djen Djen	-	-	-	1899
	Oran	-	-	-	1771
Angola	Luanda	-	577	-	1504
Benin	Cotonou	-	600	-	1822
Congo - Brazzaville	Pointe-Noire	-	-	-	541
Côte d'Ivoire	Abidjan	-	921	-	1317
Djibouti	Djibouti	-	1018	-	1508
Egypt	Alexandria	-	1019	1181	1586
	Damiette	-	1870	-	1884
	Port-Saïd	820	939	5023	1772
	Sokhna	-	2105	-	-
Gabon	Libreville	-	631	-	-
Ghana	Takoradi	-	878	-	-
	Tema	-	1052	-	1128
Guinea	Conakry	-	-	-	1312
Equatorial Guinea	Bata	-	918	-	-
Mauritius Island	Port-Louis	-	-	-	1852
Kenya	Mombasa	-	1312	-	9393
Liberia	Monrovia	-	1393	-	-
Morocco	Agadir	-	935	1750	1411
	Casablanca	-	1678	1913	2064
	Tanger Med	-	-	-	1433
Mauritania	Nouadhibou	-	-	2560	2276
	Nouakchott	-	-	-	5402
Mozambique	Maputo	-	1448	-	-
Namibia	Walvis Bay	-	-	-	6468
Nigeria	Apapa	-	-	-	9358
	Tincan Island	-	-	-	3259
Senegal	Dakar	1261	1129	1716	2258
Sierra Leone	Freetown	-	1207	-	-
Tanzania	Dar es Salaam	-	1423	-	2096
Togo	Lome	-	966	-	1203
Tunisia	Radès	-	1328	3706	-
	Sfax	-	771	2165	878
	Sousse	-	-	-	1200
	Tunis	984	780	2073	1954

Source : CNSC

Country of loading - AMERICA	Port of loading	Average import freight rate for Containers (thousand CFAF)			
		20REEFER	20DRY	40REEFER	40DRY
Argentina	Buenos Aires	-	-	4055	1710
	Rosario	-	-	-	2641
Brazil	Itapoá	-	-	-	2238
	Navegantes	-	6560	-	-
	Paranaguá	-	1409	-	2084
	Rio de Janeiro	-	-	-	2178
	Rio Grande	-	-	4067	2054
	Santos	-	1111	-	1593
	Vitoria	-	984	-	1718
Canada	Halifax	-	-	-	1655
	Montreal	2594	1952	1823	1853
	Vancouver	-	-	-	2828
Chile	Iquique	-	-	4066	-
Colombia	Carthagène COL	-	1602	-	-
Costa Rica	Moín	-	3280	-	-
USA	Baltimore	-	1620	2142	1996
	Charleston	-	1519	-	1895
	Freeport	-	-	-	1338
	Houston	-	2271	1968	1819
	Long Beach	-	-	-	1913
	Los Angeles	-	-	-	2659
	Miami	-	-	-	1752
	Mobile	-	-	-	2536
	New York	-	2708	1384	1824
	Newark	-	4308	-	1847
	Norfolk	-	2359	-	1902
	New-Orleans	-	-	-	1738
	Oakland	-	1519	-	3429
	Savannah	-	3904	-	2095
	Seattle	-	6335	4837	1819
Guatemala	Santo Tomás de Castilla	-	-	-	4216
Mexico	Altamira	-	-	-	1695
	Ensenada	-	-	3936	-
	Vera cruz	-	1674	-	-
Nicaragua	Corinto	-	-	-	3779
Panama	Rodman	-	3549	-	-
Uruguay	Montevideo	-	-	3687	1771



Source : CNSC

Country of loading - ASIA	Port of loading	Average import freight rate for Containers (thousand CFAF)			
		20REEFER	20DRY	40REEFER	40DRY
Saudi Arabia	Ad Dammam	-	1263	-	1507
	Al Jubail	-	1640	-	1072
	Dammam	-	-	-	1640
	Jeddah	-	1461	-	1833
	King Abdullah Port	-	-	-	1372
Bahrain	Bahrain	-	2463	-	1865
Bangladesh	Chattogram	-	1513	-	-
	Chittagong	-	1504	-	-
China	Beijiao	-	1765	-	-
	Changzhou	-	1397	-	-
	Chongqing	-	1568	-	2344
	Dafeng	-	1805	-	-
	Dalian	-	1164	-	1997
	Fuqing	-	1338	-	1810
	Fuzhou	-	1083	-	1446
	Gaoming	-	1073	-	976
	Gaosha	-	-	-	1507
	Gaoyao	-	1207	-	-
	Guangzhou	-	-	-	1207
	Haikou	-	1586	-	-
	Hefei	-	-	-	2942
	Huangpu	-	-	-	1862
	Jiangmen	-	-	-	1185
	Jiangyin	-	1173	-	1515
	Jiujiang	-	1009	-	1029
	Lianyungang	-	2384	-	1633
	Mawei	-	1269	-	-
	Nanchang	-	1312	-	-
	Nanjing	-	1293	-	1558
	Nansha	-	1181	1823	1485
	Nantong	-	1094	-	-
	Ningbo	-	1191	1508	1431
	Qingdao	1449	1260	2929	1799
	Qinhuangdao	-	840	-	-
	Qinzhou	-	1646	-	2054
	Sanrong	-	2243	-	-
	Sanshui	-	1323	-	1003
	Shanghai	-	1340	-	1681
	Shantou	-	2006	-	1294
	Shekou	-	1471	3169	1556
	Shenzhen	-	1569	-	-
	Shunde	-	-	-	1375
	Taizhou	-	-	-	1591



Country of loading - ASIA	Port of loading	Average import freight rate for Containers (thousand CFAF)			
		20REEFER	20DRY	40REEFER	40DRY
	Tianji Xingang	-	1315	-	1396
	Tianjin	-	1212	-	1544
	Waihai	-	-	-	1973
	Weihai	-	848	-	-
	Wenzhou	-	2032	-	1816
	Wuhan	-	3186	-	1671
	Wuhu	-	-	-	1357
	Wuzhou	-	1367	-	-
	Xiamen	-	1228	3345	2061
	Xiaolan	-	-	-	1285
	Xingang	-	1227	-	1580
	Yangpu	-	1230	-	-
	Yangzhou	-	1293	-	2009
	Yantian	-	1508	6560	1609
	Yi Chang	-	1207	-	-
	Yueyang	-	902	-	-
	Zha Pu	-	752	-	-
	Zhangjiagang	-	1381	-	1508
	Zhanjiang	-	911	-	1437
	Zhaoqing	-	1509	-	1823
	Zhenjiang	-	1547	-	-
	Zhongshan	-	-	-	1381
South Korea	Busan	-	1166	2960	1805
	Gwangyang	-	940	-	2526
	Incheon	-	1952	-	2395
	Kwangyang	-	-	-	1259
	PyeongTaek	-	1640	-	-
United Arab Emirates	Abu Al Bukhoosh	-	-	-	2140
	Abu Dhabi	-	-	-	2057
	Ajman	-	-	-	907
	Dubai	-	1673	-	3017
	Jebel Ali	-	1589	1823	1949
	Ras Al Khaimah	-	-	-	1810
Hong Kong SAR China	Hong Kong	-	902	-	2845
India	Chennai	-	14068	-	1937
	Cochin	-	1345	-	-
	Ennore	-	1397	2064	1661
	Haldia	-	1805	-	2701
	Hazira	-	1405	-	2072
	Kolkata	-	1364	-	2469
	Mundra	-	1359	4747	1845
	Nhava Sheva	-	1533	5014	1781
	Pipavav	-	-	4537	4688
	Tuticorin	-	1881	-	3665
	Visakhapatnam	-	1247	-	1899
Indonesia	Belawan	-	950	-	-



Country of loading - ASIA	Port of loading	Average import freight rate for Containers (thousand CFAF)			
		20REEFER	20DRY	40REEFER	40DRY
	Jakarta	-	1154	-	1556
	Perawang	-	1204	-	2296
	Semarang	-	-	-	1823
	Surabaya	-	1068	-	1875
	Tanjung Pelepas	-	1200	-	2922
	Tanjung Perak	-	1006	-	-
	Tanjung Priok	1083	1155	-	1812
Israel	Haifa	-	-	-	3149
Japan	Hakata	-	-	-	2328
	Kobe	-	-	-	2539
	Nagoya	-	-	-	1671
	Naha	-	-	-	2105
	Osaka	-	-	-	1951
	Tokyo	-	-	-	2406
	Tomakomai	-	1968	-	-
	Yokohama	-	1901	-	2022
Jordan	Aqaba	-	481	-	2020
Kuwait	Shuaiba	-	-	-	1640
	Shuwaikh	-	-	-	1901
Lebanon	Beirut	-	1819	4525	1790
Malaysia	Pasir Gudang	-	-	-	999
	Penang	-	-	3411	2734
	Port Kelang	-	1432	-	2413
Myanmar	Yangon	-	1263	-	-
Oman	Duqm	-	-	2966	-
	Salalah	-	2483	-	4023
	Sohar	-	-	3811	2159
Pakistan	Karachi	-	1174	-	1727
	Muhammad Bin Qasim	-	853	-	-
	Port Qasim	-	1015	-	1150
The Philippines	Davao	-	1454	-	-
	Manille	-	-	-	-
Qatar	Hamad	-	1722	-	1418
	Mesaieed	-	-	-	1640
Singapore	Singapore	-	1538	1967	2104
Sri Lanka	Colombo	-	1685	-	2413
Syria	Lattaquie	-	1641	-	-
Taiwan	Kaohsiung	-	1024	-	637
	Keelung	-	-	-	1769
	Taichung	-	1101	-	-
Thailand	Bangkok	-	1471	-	3214
	Laem Chabang	-	1339	-	1506
North Vietnam	Haiphong	-	1360	-	1780
	Vung Tau	-	1559	5116	2774
South Vietnam	Ho Chi Minh City	-	1240	2657	1966

Source : CNSC



Country of loading - EUROPE	Port of loading	Average import freight rate for Containers (thousand CFAF)			
		20REEFER	20DRY	40REEFER	40DRY
Germany	Bremerhaven	-	1583	-	1430
	Hamburg	722	1567	-	2167
	Wilhelmshaven	-	-	-	1562
Belgium	Antwerp	4329	1310	3360	1863
Bulgaria	Varna	-	-	-	1312
Cyprus	Limassol	-	1823	-	1968
Croatia	Rijeka	-	3188	-	-
Denmark	Aalborg	-	-	-	2617
	Aarhus	-	-	-	2648
	Copenhagen	-	998	-	3333
	Fredericia	-	-	-	1898
Spain	Algésiras	-	2273	-	2060
	Alicante	-	-	-	1514
	Almería	-	156	-	-
	Barcelona	-	1173	-	1854
	Bilbao	-	1331	-	2071
	Carthagène ESP	-	1181	984	1008
	Gijón	-	1161	-	-
	Las Palmas	-	1443	-	1923
	Marin	-	1082	-	-
	Valence	-	1243	-	1705
	Vigo	-	860	2470	-
Finland	Helsinki	-	-	-	1676
	Kotka	-	-	2624	1808
	Oulu	-	-	-	1735
	Rauma	-	-	-	3313
France	Bassens	-	-	-	1947
	Brest	-	1207	2902	1509
	Dunkerque	-	1147	-	1655
	Fos-sur-Mer	-	2373	-	1652
	Le Havre	897	1273	4395	1121
	Marseille	-	1251	-	1703
	Montoir-de-Bretagne	3553	1238	-	1982
	Port Vendres	-	1377	1670	1898
	Rouen	-	1614	-	4047
	Sète	-	761	-	2049
Greece	Le Pirée	-	1425	-	1889
	Thessalonica	-	1307	-	3017
Ireland	Cork	-	-	-	1805
	Dublin	-	1504	-	1624
Italy	Ancona	-	2230	-	-
	Genoa	-	1473	1555	1958
	La Spezia	-	984	-	3214



Country of loading - EUROPE	Port of loading	Average import freight rate for Containers (thousand CFAF)			
		20REEFER	20DRY	40REEFER	40DRY
	Livorno	-	1201	-	1579
	Naples	-	1612	1181	1727
	Ravenna	-	1378	-	-
	Salerno	-	885	-	1734
	Trieste	-	984	-	2445
	Vado Ligure	-	2132	2983	1760
	Venice	-	1523	-	1876
Lithuania	Klaipeda	-	1338	-	2454
Malta	Malta	-	1355	-	-
	Marsaxlokk	-	1355	-	1991
Martinique	Fort-de-France	-	-	-	4243
Norway	Brevik	-	1222	-	-
	Kristiansand	-	-	-	1810
	Oslo	-	2152	-	1485
	Stavanger	-	-	-	1504
Netherlands	Amsterdam	-	1640	-	-
	Rotterdam	-	1474	1761	1819
Poland	Gdansk	-	1146	-	1748
	Gdynia	-	1004	3109	1836
Portugal	Leixões	-	1177	-	2284
	Lisbon	1194	1222	-	1668
Romania	Constanta	-	1574	-	2066
United Kingdom	Belfast	-	-	1869	2775
	Felixstowe	-	-	1908	1871
	Grangemouth	-	787	-	6926
	Greenock	-	1547	-	-
	Liverpool	-	-	2460	1838
	London	-	2038	1894	1750
	Portsmouth	-	-	1640	1811
	Teesport	-	3411	-	-
	Tilbury	-	1681	-	1378
Russia	Saint-Petersburg	-	1628	-	-
Slovenia	Koper	-	1419	-	2693
Sweden	Göteborg	-	935	-	1655
	Norrköping	-	1960	-	1358
Turkey	Aliaga	-	1204	-	1700
	Ambarli	-	1283	-	1740
	Antalya	-	-	-	1181
	Autoport Gölcük	-	-	-	14431
	Derince	-	1464	-	2016
	Evyap	-	984	-	-
	Gebze	-	1145	-	1605
	Gemlik	-	877	-	1549
	Iskenderun	-	1091	-	2060
	Istanbul	-	1169	-	1674
	Izmir	-	1105	-	2577



Country of loading - EUROPE	Port of loading	Average import freight rate for Containers (thousand CFAF)			
		20REEFER	20DRY	40REEFER	40DRY
	Izmit	1823	1030	-	1837
	Mardas	-	-	-	1896
	Mersin	-	1109	2929	1912
	Samsun	-	1233	-	-
	Tekirdag	-	1138	1968	1844
	Yarimca	-	937	-	2413
	Yilport	-	-	-	3424

Source : CNSC

Country of loading - OCEANIA	Port of loading	Average import freight rate for Containers (thousand CFAF)			
		20REEFER	20DRY	40REEFER	40DRY
Australia	Adelaide	-	-	-	5087
	Fremantle	-	-	-	1444
	Melbourne	-	-	-	1824
	Sydney	-	-	-	1968
New-Zealand	Lyttelton	-	-	3559	4022
	Nelson	-	-	1823	-
	Port Chalmers	-	-	4076	4012
	Tauranga	-	-	5248	3301

Source: CNSC



CAMEROON NATIONAL SHIPPERS' COUNCIL (CNSC)



Head office:

Centre des Affaires Maritimes
Bonanjo-Douala
P.O. Box: 1588 Douala
Tel : (+237) 233 43 67 67 / (+237) 233 43 67 69
Fax : (+237) 233 43 70 17
E-mail: info@cncc.cm Website: www.cncc.cm
Paris Office – France
3, Rue du Quatre-Septembre, 75002, Paris
Tel: +33 (0) 142210626
E-mail: representation@cncc.cm

Publisher:

Auguste Mbappe Penda



Editors in Chief:

Fernand Douglas Nolga
Christopher Agwagwa
Hermann Ngassa Nkengne

Collaborators in this edition:

Line-Chimène Gueyitoh Fonkou
Cyrille Tiki

