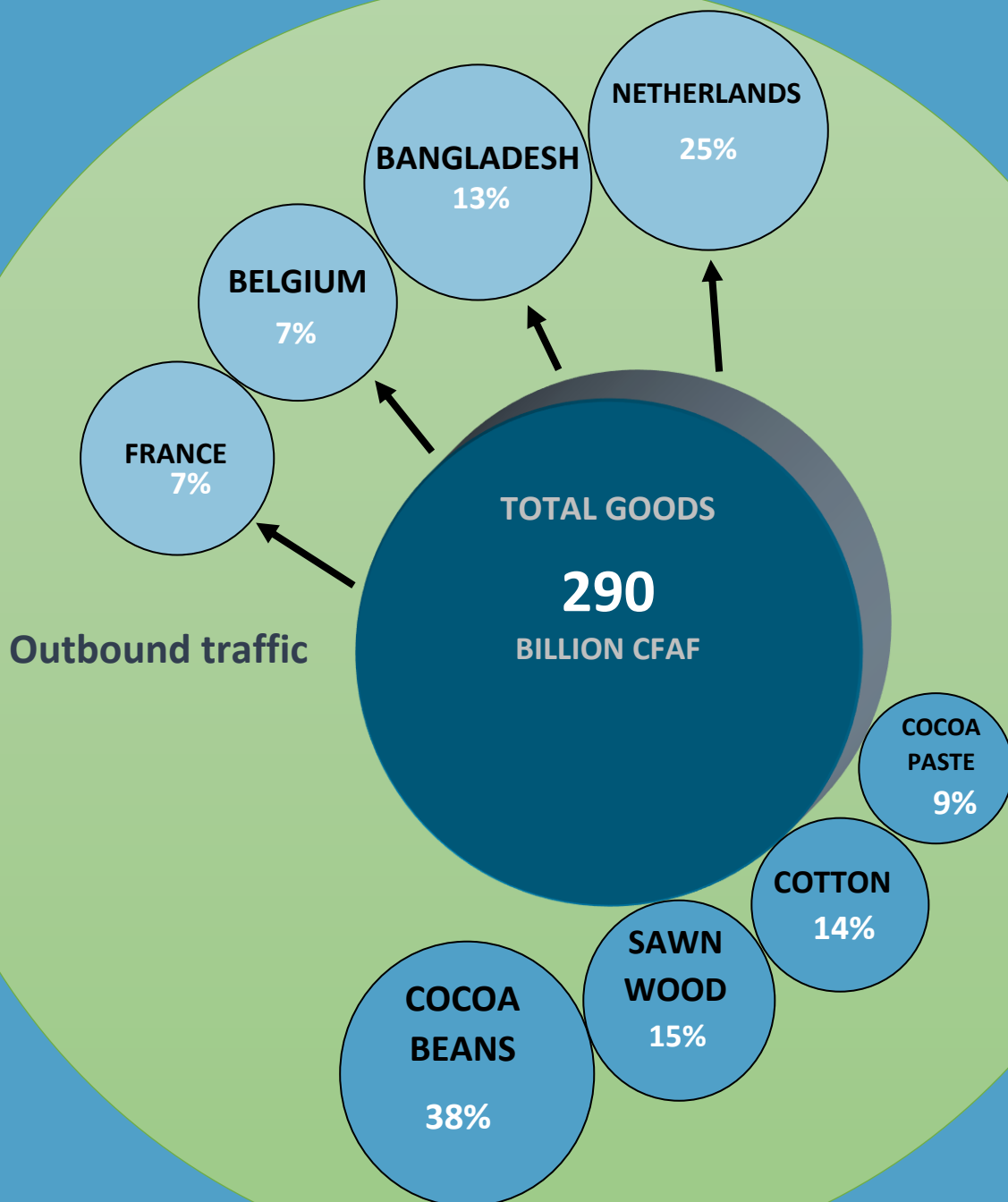




# Cameroon National Shippers' Council

## The **CNSC** Book of Statistics



# Table of contents

## DATA PRESENTATION ..... 4

1. Evolution of trade at the Douala and Kribi Ports.....	5
1.1. Overall traffic .....	5
1.2. Outbound traffic.....	6
1.3. Inbound traffic .....	6
2. Main partners .....	7
2.1. Export partners.....	7
2.2. Import partners .....	8
3. Main products transported .....	10
3.1. Export products .....	10
3.2. Import products.....	11

## TABLES ..... 14

1. Traffic per country .....	15
1.1. Outbound traffic per country .....	15
1.2. Inbound traffic per country .....	17
2. Tonnage per Port.....	19
3. Traffic per product.....	28
3.1. Outbound traffic per product.....	28
3.2. Inbound traffic per product.....	36
4. Average import freight rates for refrigerated or dry 20-foot and 40-foot containers in Q1 2023 .....	64

Dear shippers,  
Dear business persons,  
Dear transport service users,

The Cameroon National Shippers' Council is pleased to put at your disposal the 61<sup>st</sup> issue of the "CNSC Book of Statistics".

This quarterly publication contains information sourced from the Electronic Cargo Tracking Note (ECTN) covering goods from or bound for the ports of Douala and Kribi.

In the first quarter of 2023, overall maritime traffic, except crude oil, registered a 23% year-on-year increase. With an FOB value of 1,398 billion CFAF, the volume of traffic stood at 2,976,641 tonnes against 2,978,239 tonnes with an FOB value of 1,133 billion CFAF in the first quarter of 2022.


Outbound traffic was down by 10% year-on-year. Statistics show that 517,501 tonnes of goods were loaded in the first quarter of 2023 for a total of 290 billion CFAF, against 489,363 tonnes for a total of 264 billion CFAF in the first quarter of 2022.

Inbound traffic recorded a 28% year-on-year increase with a value of 1,108 billion CFAF in the first quarter of 2023. Volume wise, it dropped from 2,488 tonnes in the first quarter of 2022 to 2,479,141 tonnes in the first quarter of 2023.

The main ports that shipped goods to and received shipments from the Douala and Kribi Ports in the first quarter of 2023 were **Zhangjiagang, Amsterdam, Antwerp, Haiphong, Amsterdam, Chittagong, Dakar, Ningbo, Nansha, Hamburg, Qingdao, Le Havre, Jebel Ali, Shanghai, Nhava Sheva, Livourne, Mundra and Valencia.**



**Auguste Mbappe Penda**  
CNSC General Manager



This issue of the “CNSC Book of Statistics,” contains statistics of the **1<sup>st</sup> quarter of 2023**. It is subdivided into two parts.

The first part (Part A) contains an analysis of the evolution of traffic handled at the Douala and Kribi sea ports. This data is presented in terms of overall traffic, inbound traffic (imports) and outbound traffic (exports). It also relates to the evolution of trade with Cameroon's main trading partners. This refers to the countries of loading and discharge of goods. To conclude, it equally focuses on the evolution of trade in main products.

In the second part (Part B), statistics on trade flows (tonnage and FOB value) by country, by port and by product are presented in detail. Data on the average freight rate for imported containers (20 feet and 40 feet refrigerated or dry containers) are presented at the end of this document.

The data used for the different analysis was sourced from the Electronic Cargo Tracking Note (ECTN).

The unit used is the **tonne** for weights and the **CFA Franc** for **FOB value** and **freight rates**.



T

# DATA PRESENTATION



## 1. Evolution of trade at the Douala and Kribi Ports

### 1.1. Overall traffic

In the first quarter of 2023, a total of 2,996,641 tonnes of goods (*excluding crude oil*) loaded or discharged at the ports of Douala and Kribi were covered by an ECTN. This corresponds to a total value of 1,398<sup>1</sup> billion CFAF compared to 1,113 billion CFAF in the first quarter of 2022, and represents a year-on-year value increase of 23%.

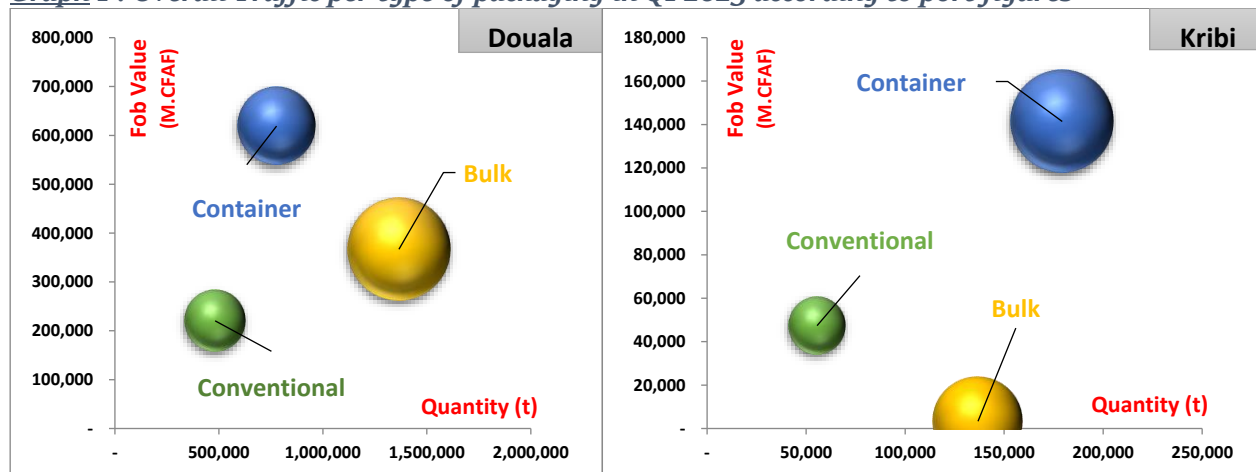
**Table 1 : Distribution and evolution of overall traffic per type of packaging**

Packaging	Jan-March 2022			Jan-March 2023			Evolution (B)/(A)-1
	Quantity (t)	Fob Value (M.CFAF <sup>2</sup> ) (A)	Share Value	Quantity (t)	Fob Value (M.CFAF) (B)	Share Value	
<b>Douala</b>	<b>2,736,598</b>	<b>995,799</b>	<b>88%</b>	<b>2,624,946</b>	<b>1,206,281</b>	<b>86%</b>	<b>21%</b>
<b>Container</b>	648,675	574,143	58%	777,294	619,011	51%	8%
<b>Conventional</b>	639,811	167,058	17%	481,939	220,427	18%	32%
<b>Bulk</b>	1,448,111	254,597	26%	1,365,713	366,843	30%	44%
<b>Kribi</b>	<b>241 641</b>	<b>137 385</b>	<b>12%</b>	<b>371 695</b>	<b>192 095</b>	<b>14%</b>	<b>40%</b>
<b>Container</b>	157515	132,634	97%	179,348	141,387	74%	7%
<b>Conventional</b>	36,486	3738	3%	55,542	47,369	25%	1167%
<b>Bulk</b>	47,640	1014	1%	136,805	3,340	2%	229%
<b>Grand total</b>	<b>2,978,239</b>	<b>1,133,184</b>	<b>100%</b>	<b>2,996,641</b>	<b>1,398,376</b>	<b>100%</b>	<b>23%</b>

**Source:** CNSC

In the 1<sup>st</sup> quarter of 2023, traffic at the Douala Port accounted for 86% of the overall traffic and was dominated by containerised goods, which accounted for 51% of the total traffic in this port all worth 619 billion CFAF. As concerns activities at the port of Kribi during the period under review, this port saw a sharp rise in the value of conventional and bulk cargo, which multiplied by more than 12 and 3 respectively when compared with the same period in 2022.

**Graph 1 : Overall Traffic per type of packaging in Q1 2023 according to port figures**



**Source:** CNSC

<sup>1</sup> bn: billion

<sup>2</sup> M.CFAF: million CFAF



## 1.2. Outbound traffic

In the first quarter of 2023, 517,501 tonnes of goods destined for export was recorded for a value of 290 billion CFA francs, corresponding to a value increase of 10% year-on-year. We note an 88% year-on-year increase in the value of traffic at the Port of Kribi over the period under review.

**Table 2 : Distribution and evolution of outbound traffic per type of packaging according to the port of loading**

Packaging	Jan-March 2022			Jan-March 2023			Evolution (B)/(A)-1
	Quantity (t)	Fob Value (M.CFAF) (A)	Share Value	Quantity (t)	Fob Value (M.CFAF) (B)	Share Value	
<b>DOUALA</b>	<b>418,112</b>	<b>238861</b>	<b>90%</b>	<b>419,123</b>	<b>241,845</b>	<b>83%</b>	<b>1%</b>
Container	251,176	211,033	88%	273,866	213,007	88%	1%
Conventional	166,936	27829	12%	145,258	28,838	12%	4%
<b>KRIBI</b>	<b>71,252</b>	<b>25 674</b>	<b>10%</b>	<b>98 378</b>	<b>48 171</b>	<b>17%</b>	<b>88%</b>
Container	34,766	21,936	85%	48,935	43,887	91%	100%
Conventional	36486	3738	15%	49,442	4,284	9%	15%
<b>Grand total</b>	<b>489363</b>	<b>264,535</b>	<b>100%</b>	<b>517,501</b>	<b>290,016</b>	<b>100%</b>	<b>10%</b>

Source: CNSC

## 1.3. Inbound traffic

From January to March of 2023, the volume of goods offloaded at the ports of Douala and Kribi stood at 2,479,141 tonnes worth 1,108 billion CFAF, making for a 28% year-on-year value increase. However, the Port of Kribi saw an increase in the value of bulk cargo and a decrease in the value of containerised goods of 229% and 12% respectively when compared with the 1st quarter of 2022.

**Table 3 : Distribution and evolution of inbound traffic per type of packaging according to the port of discharge**

Packaging	Jan-March 2022			Jan-March 2023			Evolution (B)/(A)-1
	Quantity (t)	Fob Value (M.CFAF) (A)	Share Value	Quantity (t)	Fob Value (M.CFAF) (B)	Share Value	
<b>Douala</b>	<b>2,318,486</b>	<b>756 938</b>	<b>87%</b>	<b>2,205,823</b>	<b>964 436</b>	<b>87%</b>	<b>27%</b>
Container	397,500	363,111	48%	503428	406,004	42%	12%
Conventional	472 875	139,230	18%	336,681	191,589	20%	38%
Bulk	1,448,111	254,597	34%	1,365,713	366,843	38%	44%
<b>Kribi</b>	<b>170 389</b>	<b>111 712</b>	<b>13%</b>	<b>273 317</b>	<b>143 924</b>	<b>13%</b>	<b>29%</b>
Container	122,749	110,698	99%	130,412	97501	68%	-12%
Conventional	-	-	0%	6100	43,084	30%	
Bulk	47,640	1014	1%	136,805	3340	2%	229%
<b>Grand total</b>	<b>2,488,875</b>	<b>868 650</b>	<b>100%</b>	<b>2,479,141</b>	<b>1,108,360</b>	<b>100%</b>	<b>28%</b>

Source: CNSC

## 2. Main partners

### 2.1. Export partners

In the first quarter of 2023, 82% of the overall value of goods loaded at the ports of Douala and Kribi were bound for eleven countries, with the **Netherlands** in the lead and accounting for 25% of the overall value of goods exported. **Bangladesh (13%)**, **Belgium (7%)**, and **France (7%)** ranked second, third and fourth on the list.

**Table 4 : Main destination countries**

COUNTRY	Jan-March 2022			Jan-March 2023			Evolution (B)/(A)-1
	Quantity (t)	Fob Value (M.CFAF) (A)	Share Value	Quantity (t)	Fob Value (M.CFAF) (B)	Share Value	
<b>Netherlands</b>	88,997	109,439	41%	51,280	72,097	25%	-34%
<b>Bangladesh</b>	24,601	16,962	6%	43,480	37,717	13%	122%
<b>Belgium</b>	56,532	17,280	7%	53,884	21,056	7%	22%
<b>France</b>	15,328	14,920	6%	18,604	20,567	7%	38%
<b>Turkey</b>	9,011	7,767	3%	18,237	15,920	5%	105%
<b>China</b>	106,505	16,636	6%	124,883	15,662	5%	-6%
<b>Malaysia</b>	14,021	15,123	6%	14,644	15,170	5%	0.3%
<b>Germany</b>	4,435	6,119	2%	8,017	13,472	5%	120%
<b>Spain</b>	8,841	8,618	3%	14,634	13,087	5%	52%
<b>Italy</b>	12,636	8,732	3%	16,374	12,398	4%	42%
<b>Other countries</b>	<b>148,457</b>	<b>42,938</b>	<b>16%</b>	<b>153,464</b>	<b>52,870</b>	<b>18%</b>	<b>23%</b>
<b>Grand total</b>	<b>489,363</b>	<b>264,535</b>	<b>100%</b>	<b>517,501</b>	<b>290,016</b>	<b>100%</b>	<b>10%</b>

**Source:** CNSC

In the first quarter of 2023, the value of outbound traffic destined for the **Netherlands** dropped by 34% year-on-year and mainly comprised of the following products:

- ✓ **Cocoa beans:** 62 billion CFAF in the first quarter of 2023 against 97 billion CFAF in the first quarter of 2022;
- ✓ **Cocoa paste:** 6 billion CFAF in the first quarter of 2023 against 3 billion CFAF in the first quarter of 2022;
- ✓ **Sawn wood:** 0.9 billion CFAF in the first quarter of 2023 against 2 billion CFAF in the first quarter of 2022;
- ✓ **Wood logs:** 0.6 billion CFAF in the first quarter of 2023 against 0 CFAF in the first quarter of 2022.

Traffic to **Belgium** witnessed a 122% year-on-year increase in value for the 1<sup>st</sup> quarter of 2023 thanks to exports which mainly comprised of:

- ✓ **Sawn wood:** 11.6 billion CFAF in the first quarter of 2023 against 8.7 billion CFAF in the first quarter of 2022;
- ✓ **Banana:** 2 billion CFAF in the first quarter of 2023 against 4 billion CFAF in the first quarter of 2022;
- ✓ **Cocoa beans:** 3.8 billion CFAF in the first quarter of 2023 against 2.7 billion CFAF in the first quarter of 2022.

Owing to an increase in the value of Cotton exports from 16 billion CFAF in Q1 2022 to 37 billion CFAF in Q1 2023, traffic to **Bangladesh** witnessed a 122% increase.

Exports to **China** recorded a 6% year-on-year increase in the first quarter of 2023. and mainly comprised of the following products:

- ✓ **Wood logs:** 10 billion CFAF in the first quarter of 2023 against 7.4 billion CFAF in the first quarter of 2022;



- ✓ **Sawn wood:** 3 billion CFAF in the first quarter of 2023 against 3 billion CFAF in the first quarter of 2022;
- ✓ **Cotton:** 0.5 billion CFAF in the first quarter of 2023 against 4 billion CFAF in the first quarter of 2022.
- ✓ **Plywood:** 0.8 billion CFAF in the first quarter of 2023 against 1.3 billion CFAF in the first quarter of 2022.

Traffic to **Malaysia** witnessed a 0.3% year-on-year increase in the 1<sup>st</sup> quarter of 2023 with exports comprised of the following products:

- ✓ **Cocoa beans:** 12 billion CFAF in the first quarter of 2023 against 11 billion CFAF in the first quarter of 2022;
- ✓ **Sawn wood:** 1.8 billion CFAF in the first quarter of 2023 against 0.7 billion CFAF in the first quarter of 2022;
- ✓ **Cocoa paste:** 0.7 billion CFAF in the first quarter of 2023 against 3 billion CFAF in the first quarter of 2022.

Exports to **France** recorded a 38% year-on-year increase in the first quarter of 2023 and were dominated by the following products:

- ✓ **Cocoa butter, fats and oil:** 8.2 billion CFAF in the first quarter of 2023 against 5.6 billion CFAF in the first quarter of 2022;
- ✓ **Unwrought aluminium:** 4.7 billion CFAF in the first quarter of 2023 against 3.4 billion CFAF in the first quarter of 2022;
- ✓ **Sawn wood:** 2.3 billion CFAF in the first quarter of 2023 against 2.3 billion CFAF in the first quarter of 2022;

- ✓ **Cocoa paste:** 3.5 billion CFAF in the first quarter of 2023 against 2 billion CFAF in the first quarter of 2022.

With a 120% year-on-year increase in value for the first quarter of 2023, exports to the **Germany** was mainly driven by the following products:

- ✓ **Cocoa beans:** 5 billion CFAF in the first quarter of 2023 against 0 CFAF in the first quarter of 2022;
- ✓ **Cocoa paste:** 3.9 billion CFAF in the first quarter of 2023 against 1.8 billion CFAF in the first quarter of 2022;
- ✓ **Cocoa butter, fats and oil:** 3.9 billion CFAF in the first quarter of 2023 against 2.6 billion CFAF in the first quarter of 2022.

The value of exports to **Italy** increased by 42% year-on-year in Q1 2023, following the rise in the value of **Sawn wood** exports (4.7 bn CFAF in Q1 2023 vs. 3.5 bn CFAF in Q1 2022), **Plywood** (3.2 bn CFAF in Q1 2023 vs. 2.2 bn CFAF in Q1 2022) and **Unwrought aluminium** (2.8 bn CFAF in Q1 2023 vs. 2 bn FCFA in Q1 2022).

Following an increase in the value of exports of **Cocoa beans** (4.6 bn CFAF in Q1 2023 vs. 1.6 bn CFAF in Q1 2022) and **Sawn wood** (2 bn CFAF in Q1 2023 vs. 0.7 bn CFAF in Q1 2022), traffic to **Spain** rose by 52% year-on-year in Q1 2023.

Exports to **Turkey** rose by 105% year-on-year in the first quarter of 2023 following a 63% increase in the value of Cocoa bean exports to that country, which went from 7 billion CFA francs in the first quarter of 2022 to 11 billion CFA francs in the first quarter of 2023.

## 2.2. Import partners

During the period under review, 70% of the total value of goods landed at the Ports of Douala and Kribi came from eleven countries, led by **Togo** with 19%, followed by **China** (16%), **France** (7%), **Belgium** (7%) and **India** (7%).

Table 5 : Main countries of origin

COUNTRY	Jan-March 2022			Jan-March 2023			Evolution (B)/(A)-1
	Quantity (t)	Fob Value (M.CFAF) (A)	Share Value	Quantity (t)	Fob Value (M.CFAF) (B)	Share Value	
Togo	239,581	101,224	12%	303,489	215,790	19%	113%
China	209,657	124,850	14%	238,871	181,916	16%	46%
France	85,975	90,323	10%	119,819	79,070	7%	-12%
Belgium	63,102	102,018	12%	55,083	78,416	7%	-23%
India	137,041	46082	5%	200,661	77,021	7%	67%
United Kingdom	4,138	3484	0%	9,945	41,269	4%	1,084%
Thailand	203,025	17,222	2%	82,996	25,817	2%	50%
USA	16,337	13,475	2%	23,753	22,806	2%	69%
Germany	7,770	17,198	2%	55,579	20,243	2%	18%
Spain	74,710	20,494	2%	141,672	19,796	2%	-3%
Turkey	136,723	23983	3%	60,492	19,159	2%	-20%
Other countries	1,310,817	308297	35%	1,186,781	327,058	30%	6%
Grand total	2,488,875	868650	100%	2,479,141	1,108,360	100%	28%

Source: CNSC

Imports from **Togo** increased by 113% year-on-year in Q1 2023, following a 110% increase in the value of imports of **Petroleum oils or oils obtained from bituminous minerals** making up 97% of imports from this country. The value of traffic leaped from 100 billion CFAF in Q1 2022 to 210 billion CFAF in Q1 2023.

Imports from **China** recorded a 46% year-on-year increase in the first quarter of 2023 and mainly comprised of:

- ✓ **Cast iron, iron or steel:** 14 billion CFAF in the first quarter of 2023 against 8 billion CFAF in the first quarter of 2022;
- ✓ **Insecticides/fungicides/herbicides:** 20.2 billion CFAF in the first quarter of 2023 against 17.7 billion CFAF in the first quarter of 2022;
- ✓ **Vehicles:** 11.4 billion CFAF in the first quarter of 2023 against 8.7 billion CFAF in the first quarter of 2022.

Over the period under study, imports from **France** stood at 79 billion CFAF with a 12% year-on-year increase. The main products exported were:

- ✓ **Pharmaceutical products:** 16 billion CFAF in the first quarter of 2023 against 26 billion CFAF in the first quarter of 2022;

- ✓ **Wheat:** 16.2 billion CFAF in the first quarter of 2023 against 7.7 billion CFAF in the first quarter of 2022;

- ✓ **Malt:** 7 billion CFAF in the first quarter of 2023 against 5 billion CFAF in the first quarter of 2022;

- ✓ **Lighthouse boats, pump boats, dredgers, crane pontoons and other boats:** 6.6 billion CFAF in the first quarter of 2023 against 0 CFAF in the first quarter of 2022;

Imports from **Belgium** recorded a 23% year-on-year decline in the first quarter of 2023 and mainly comprised of the following products:

- ✓ **Vehicles:** 20 billion CFAF in the first quarter of 2023 against 19 billion CFAF in the first quarter of 2022;

- ✓ **Petroleum materials and equipment:** 6 billion CFAF in the first quarter of 2023 against 2 billion CFAF in the first quarter of 2022;

- ✓ **Malt:** 3.5 billion CFAF in the first quarter of 2023 against 2.6 billion CFAF in the first quarter of 2022;

- ✓ **Animal feed:** 3.5 billion CFAF in the first quarter of 2023 against 2.1 billion CFAF in the first quarter of 2022.

Imports from **India** recorded a 67% year-on-year increase in the first quarter of 2023 and mainly comprised of the following products:

- ✓ **Rice:** 33 billion CFAF in the first quarter of 2023 against 24 billion CFAF in the first quarter of 2022;
- ✓ **Sugar:** 9 billion CFAF in the first quarter of 2023 against 0 CFAF in the first quarter of 2022;
- ✓ **Frozen fish:** 7 billion CFAF in the first quarter of 2023 against 0.5 billion CFAF in the first quarter of 2022;
- ✓ **Insecticides/fungicides/herbicides:** 3.2 billion CFAF in the first quarter of 2023 against 1.7 billion CFAF in the first quarter of 2022.

With **lighthouses, pump boats, dredgers, crane pontoons and other vessels** accounting for 35.6 bn CFAF in value in Q1 2023, against 0 CFAF in Q1 2022, and representing 86% of the overall value of traffic from the **United Kingdom**, traffic by value from this country increased more than 11-fold in Q1 2023.

Imports from **Thailand** increased by 50% year-on-year and mainly comprised of the following products:

- ✓ **Rice:** 23.2 billion CFAF in the first quarter of 2023 against 14 billion CFAF in the first quarter of 2022;

- ✓ **Wheat:** 0.7 billion CFAF in the first quarter of 2023 against 0 CFAF in the first quarter of 2022;

Imports from the **USA** recorded a 69% year-on-year increase in the first quarter of 2023 and mainly comprised of:

- ✓ **Petroleum materials and equipment:** 6.6 billion CFAF in the first quarter of 2023 against 1.4 billion CFAF in the first quarter of 2022;
- ✓ **Petroleum coke, petroleum bitumen:** 3.8 billion CFAF in the first quarter of 2023 against 2.7 billion CFAF in the first quarter of 2022;
- ✓ **Animal feed:** 1.7 billion CFAF in the first quarter of 2023 against 0.2 billion CFAF in the first quarter of 2022.

Value traffic from **Germany** increased by 18% year-on-year in Q1 2023, following a strong inflow in the value of **Wheat** (10 bn CFAF in Q1 2023 vs. 0 CFAF in Q1 2022).

Imports from **Spain** recorded a 3% year-on-year decline in the first quarter of 2023 and mainly comprised of the following products:

- ✓ **Mineral fuels and mineral oils:** 2 billion CFAF in the first quarter of 2023 against 0.5 billion CFAF in the first quarter of 2022;
- ✓ **Clinker:** 3 billion CFAF in the first quarter of 2023 against 0.4 billion CFAF in the first quarter of 2022.

### 3. Main products transported

#### 3.1. Export products

Exports via the Ports of Douala and Kribi in the first quarter of 2023 were dominated by ten key products accounting for 97% of the overall value of exports.

**Table 6 : Main products shipped**

Products	Jan-March 2022			Jan-March 2023			Evolution (B)/(A)-1
	Quantity (t)	Fob Value (M.CFAF) (A)	Share Value	Quantity (t)	Fob Value (M.CFAF) (B)	Share Value	
Cocoa beans	97,602	122,802	46%	76,258	110,347	38%	-10%
Sawn wood	119,700	33,476	13%	173,144	44,113	15%	32%
Cotton	23,701	22,645	9%	37,961	41,206	14%	82%
Cocoa paste	12,396	18,569	7%	14,908	26,048	9%	40%
Wood logs	112,107	13,502	5%	140,940	16,504	6%	22%

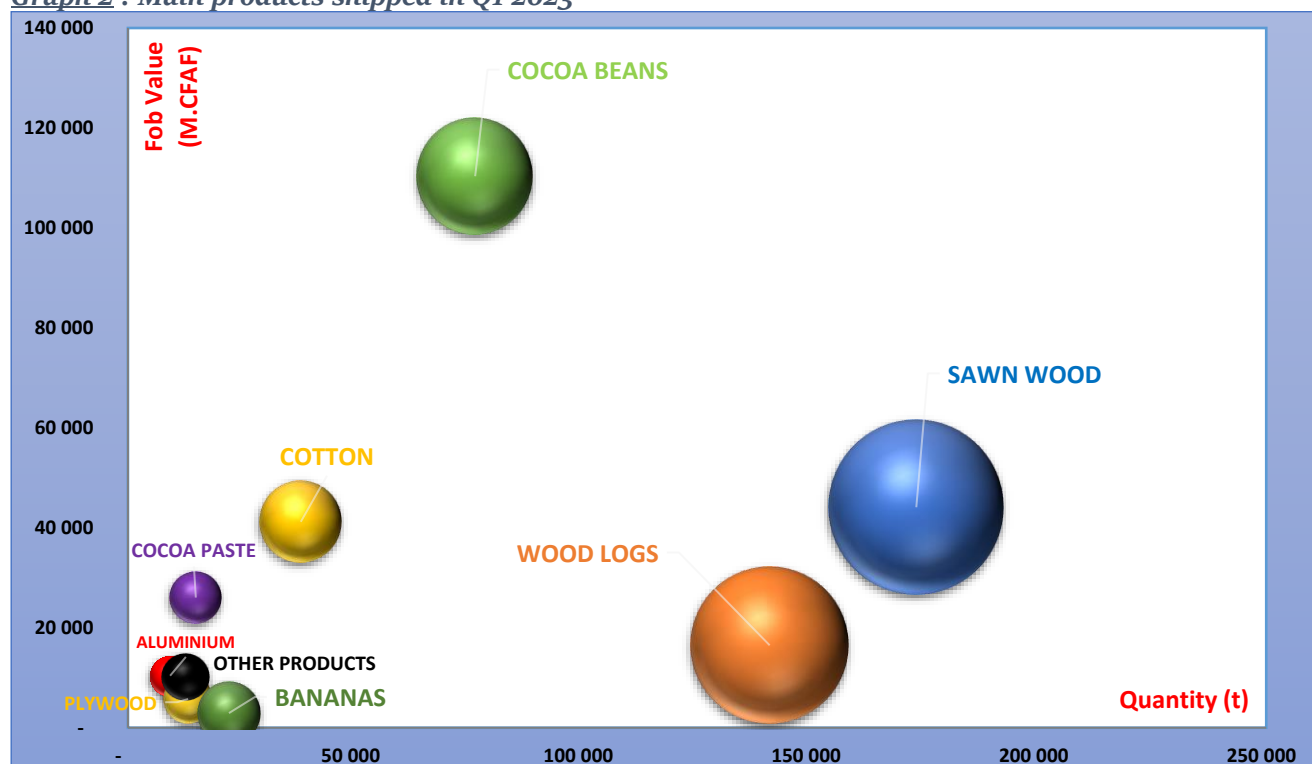


Products	Jan-March 2022			Jan-March 2023			Evolution (B)/(A)-1
	Quantity (t)	Fob Value (M.CFAF) (A)	Share Value	Quantity (t)	Fob Value (M.CFAF) (B)	Share Value	
Cocoa butter, fats and oil	5,818	11,924	5%	7,694	15,934	5%	34%
Aluminium	8,156	9,021	3%	9,268	10,410	4%	15%
Rubber	12,248	10,362	4%	9,277	6,718	2%	-35%
Plywood	11,539	4,968	2%	13,208	5,740	2%	16%
Banana	34,642	4,389	2%	22,184	2,928	1%	-33%
Other products	51,453	12,876	5%	12,658	10,069	3%	-22%
Grand total	489,363	264,535	100%	517,501	290,016	100%	10%

Source: CNSC

This traffic was dominated by **Cocoa beans** representing 38% of the overall value of goods shipped, followed by **Sawn wood** (15%), **Cotton** (14%), and **Cocoa paste** (9%).

Graph 2 : Main products shipped in Q1 2023



Source: CNSC

### 3.2. Import products

Imported mineral fuels for a total of 346,179 tonnes worth CFAF 236 billion CFAF, or 21.3% of the overall value, were the main product imported in the first quarter of the year 2023. This was followed by **frozen fish** (7.5%), **rice** (5.2%), **wheat** (4.5%), **motor cars and parts** (4.2%), **lightships, pump boats, dredgers, crane pontoons and other boats** (3.8%) and **fertilizers** (3.6%).




Table 7 : Main products offloaded

Products	Jan-March 2022			Jan-March 2023			Evolution (B)/(A)-1
	Quantity (t)	Fob Value (M.CFAF) (A)	Share Value	Quantity (t)	Fob Value (M.CFAF) (B)	Share Value	
Mineral fuels, mineral oils and products of their distillation	428,999	171,913	19.8%	346,179	236508	21.3%	38%
Frozen fish	65,983	37,572	4.3%	109,887	82907	7.5%	121%
Rice	344,598	43,586	5.0%	211,885	57,198	5.2%	31%
Wheat	215,194	40,768	4.7%	236837	50,082	4.5%	23%
Vehicles other than railway or tramway rolling stock, and parts and accessories thereof	26,048	44,130	5.1%	22,313	46578	4.2%	6%
Lighthouse boats, pump boats, dredgers, crane pontoons and other boats	8	28	0.0%	5,950	42,341	3.8%	150,551%
Fertilisers	22,274	8,461	1.0%	116,527	39,901	3.6%	372%
Cast iron, iron and steel	64,910	30,383	3.5%	68,845	27,490	2.5%	-10%
Pharmaceutical products	6,044	35,008	4.0%	7,380	24,840	2.2%	-29%
Insecticides/fungicides/herbicides	6,851	21,968	2.5%	8,593	24,556	2.2%	12%
Palm oil and its fractions	15,031	10,524	1.2%	28,513	20,491	1.8%	95%
Sugar	11,642	3,316	0.4%	51,040	17,455	1.6%	426%
Clinkers	731,392	15,741	1.8%	661,433	17,016	1.5%	8%
Beverages, spirits and vinegar	12,892	7,660	0.9%	19,347	14,738	1.3%	92%
Petroleum materials and equipment	657	4,142	0.5%	1,131	14,023	1.3%	239%
Malt	30,982	9,430	1.1%	29,340	13,132	1.2%	39%
Cars & Second-hand goods	20,598	7,963	0.9%	15,994	10,087	0.9%	27%
Alumina/corundum/aluminium hydroxide	24,354	6,478	0.7%	37,271	9,660	0.9%	49%
Milk and cream	5,256	13,553	1.6%	3,424	7,110	0.6%	-48%
New pneumatic tyres, of rubber	6,008	5,365	0.6%	4,947	5,870	0.5%	9%
Soya bean oil cakes	21,164	5,490	0.6%	18,853	5,591	0.5%	2%
Ceramic tiles and pavement bricks	34,279	4,099	0.5%	46,133	5,092	0.5%	24%
Other products	393,712	341,072	39%	427,319	335,694	30%	-2%
Grand total	2,488,875	868650	100%	2,479,141	1,108,360	100%	28%


Source: CNSC







The second part (Part B) of this publication contains **Statistical Tables** showing the main cargo flows covered by ECTNs loaded or offloaded at the Douala and Kribi ports from **January to March 2023**. These tables indicate the tonnage and value of traffic per country, port and product. Statistics on average import freight rates for refrigerated or dry 20-feet and 40-feet containers are equally presented.



B

# TABLES



## 1. Traffic per country

### 1.1. Outbound traffic per country

COUNTRY - AFRICA	Jan-March 2022		Jan-March 2023		Evolution (B)/(A)-1
	Quantity (t)	Fob Value (M.CFAF) (A)	Quantity (t)	Fob Value (M.CFAF) (B)	
South Africa	169	146	547	456	213%
Algeria	493	556	738	465	-16%
Angola	523	523	0	1	-100%
Benin	96	446	-	-	-100%
Burundi	40	62	20	57	-9%
Cape Verde	109	39	-	-	-100%
The Comoros	20	14	-	-	-100%
Congo - Brazzaville	1,692	1,459	1,693	2,215	52%
Côte d'Ivoire	247	954	527	525	-45%
Djibouti	50	6	-	-	-100%
Egypt	313	257	329	192	-25%
Gabon	951	468	1,055	812	73%
Ghana	-	-	225	32	
Guinea	223	140	8	8	-95%
Guinea Bissau	337	185	-	-	-100%
Equatorial Guinea	1,367	1,267	537	658	-48%
Réunion Island	303	100	219	122	21%
Mauritius Island	67	28	173	62	119%
Kenya	50	23	20	2	-92%
Liberia	61	150	-	-	-100%
Libya	67	30	-	-	-100%
Madagascar	-	-	7	5	
Morocco	129	193	418	384	99%
Mozambique	11	55	-	-	-100%
Niger	-	-	3	2	
Nigeria	3,093	686	7	285	-59%
Uganda	-	-	27	22	
Democratic Republic of Congo	188	269	60	157	-42%
Senegal	45,989	3718	18,410	4,605	24%
Tanzania	-	-	39	54	
Togo	-	-	30	58	
Tunisia	225	178	380	79	-56%
Zimbabwe	45	28	45	28	-2%
<b>Total AFRICA</b>	<b>56,857</b>	<b>11,980</b>	<b>25,520</b>	<b>11,286</b>	<b>-6%</b>

Source: CNSC

COUNTRY - AMERICA	Jan-March 2022		Jan-March 2023		Evolution (B)/(A)-1
	Quantity (t)	Fob Value (M.CFAF) (A)	Quantity (t)	Fob Value (M.CFAF) (B)	
Argentina	-	66	38		
Brazil	-	1312	1322		
Canada	556	515	171	-1	-69%
Colombia	118	-	-	-1	-100%
USA	9,817	6,836	8,555	-0	-13%
Guatemala	25	-	-	-1	-100%
Mexico	-	869	1,209		
Porto Rico	30	-	-	-1	-100%
Dominican Republic	226	279	175	-0	-22%
Uruguay	202	1,035	1,361	6	573%
<b>Total AMERICA</b>	<b>12,692</b>	<b>10,974</b>	<b>10,911</b>	<b>12,832</b>	<b>17%</b>

Source: CNSC

COUNTRY - OCEANIA	Jan-March 2022		Jan-March 2023		Evolution (B)/(A)-1
	Quantity (t)	Fob Value (M.CFAF) (A)	Quantity (t)	Fob Value (M.CFAF) (B)	
Australia	-	-	46	49	
<b>Total OCEANIA</b>	<b>-</b>	<b>-</b>	<b>46</b>	<b>49</b>	

Source: CNSC

COUNTRY - ASIA	Jan-March 2022		Jan-March 2023		Evolution (B)/(A)-1
	Quantity (t)	Fob Value (M.CFAF) (A)	Quantity (t)	Fob Value (M.CFAF) (B)	
Saudi Arabia	569	254	1,279	379	50%
Bangladesh	24,601	16,962	43,480	37,717	122%
China	106,505	16,636	124,883	15,662	-6%
United Arab Emirates	812	356	2,616	610	71%
India	2,781	1,417	3,646	947	-33%
Indonesia	3,033	3,374	6,690	8,490	152%
Iraq	-	-	74	26	
Israel	20	21	-	-	-100%
Japan	482	342	1141	529	55%
Jordan	91	54	-	-	-100%
Kuwait	-	-	82	33	
Lebanon	296	98	519	173	77%
Malaysia	14,021	15,123	14,644	15,170	0%
Pakistan	830	584	315	95	-84%
Qatar	63	25	40	34	35%
Singapore	184	174	-	-	-100%
Taiwan	1014	378	3504	997	164%
Thailand	-	-	715	144	
North Vietnam	51,908	7593	79038	6987	-8%
South Vietnam	1950	430	2564	714	66%
<b>Total ASIE</b>	<b>291 869</b>	<b>86 490</b>	<b>208 951</b>	<b>63 962</b>	<b>-26%</b>

Source: CNSC

COUNTRY - EUROPE	Jan-March 2022		Jan-March 2023		Evolution (B)/(A)-1
	Quantity (t)	Fob Value (M.CFAF) (A)	Quantity (t)	Fob Value (M.CFAF) (B)	
Albania	22	3	193	200	6095%
Germany	4435	6119	8017	13,472	120%
Austria	-	-	61	48	
Belgium	56,532	17,280	53,884	21,056	22%
Bulgaria	193	112	-	-	-100%
Cyprus	-	-	97	54	
Croatia	70	43	-	-	-100%
Denmark	15	4	57	34	733%
Spain	8841	8618	14,634	13,087	52%
Estonia	63	48	791	907	1802%
Finland	537	525	-	-	-100%
France	15,328	14,920	18,604	20,567	38%
Greece	1384	671	995	502	-25%
Ireland	1312	594	2129	909	53%
Italy	12,636	8732	16,374	12,398	42%
Lithuania	492	476	265	160	-66%
Malta	44	22	21	12	-47%
Norway	2	1	-	-	-100%
Netherlands	88997	109,439	51,280	72,097	-34%
Poland	657	43	177	110	155%
Portugal	781	352	1836	534	52%
Czech Republic	-	-	15	15	
Romania	166	127	285	207	63%
United Kingdom	9117	1840	7244	3947	115%
Russia	21	23	-	-	-100%
Switzerland	-	-	602	907	
Turkey	9011	7767	18,237	15,920	105%
<b>Total EUROPE</b>	<b>210,654</b>	<b>177,759</b>	<b>195,797</b>	<b>177,142</b>	<b>-0.35%</b>

Source: CNSC

## 1.2. Inbound traffic per country

COUNTRY - AFRICA	Jan-March 2022		Jan-March 2023		Evolution (B)/(A)-1
	Quantity (t)	Fob Value (M.CFAF) (A)	Quantity (t)	Fob Value (M.CFAF) (B)	
South Africa	7432	7657	10,803	8588	12%
Algeria	232,970	5402	141,185	3913	-28%
Angola	21,215	4138	3034	1837	-56%
Benin	40	12	5	4	-68%
Congo - Brazzaville	4374	2523	6598	2589	3%
Côte d'Ivoire	23 837	11 528	9513	6965	-40%
Djibouti	-	-	18	23	
Egypt	266,308	9807	259,684	12,140	24%
Gabon	8783	4874	14,980	10,288	111%
Ghana	471	654	9018	4150	535%
Guinea	24,354	6476	37274	9660	49%
Equatorial Guinea	8929	4566	6279	2384	-48%
Réunion Island	12	3	-	-	-100%
Mauritius Island	197	167	-	-	-100%
Kenya	60	152	33	45	-71%
Liberia	4100	3227	9474	6864	113%
Madagascar	1	0	-	-	-100%
Morocco	71,104	11,478	77,420	14,011	22%
Mauritania	14,344	7718	27,911	14,567	89%
Mozambique	18	8	-	-	-100%
Namibia	22,966	354	24,546	412	16%
Nigeria	422	2216	13,949	5988	170%
Democratic Republic of Congo	-	-	5	10	
Sao Tome and Principe	396	243	325	202	-17%
Senegal	6938	4520	9517	6354	41%
Sierra Leone	835	370	50	11	-97%
Tanzania	168	449	-	-	-100%
Togo	239581	101,224	303489	215,790	113%
Tunisia	18,553	2725	30,201	2979	9%
<b>Total AFRICA</b>	<b>978,408</b>	<b>192,491</b>	<b>995,311</b>	<b>329,774</b>	<b>71%</b>

Source: CNSC

COUNTRY - AMERICA	Jan-March 2022		Jan-March 2023		Evolution (B)/(A)-1
	Quantity (t)	Fob Value (M.CFAF) (A)	Quantity (t)	Fob Value (M.CFAF) (B)	
Argentina	112,285	24,000	30571	10,663	-56%
Brazil	14,042	6793	57259	16,935	149%
Canada	20 431	5798	24 326	8649	49%
Chile	5410	3445	8039	5008	45%
Costa Rica	-	-	46	126	
USA	16,337	13,475	23753	22806	69%
Guatemala	68	132	-	-	-100%
Mexico	701	1043	158	276	-74%
Nicaragua	-	-	24	7	
Panama	-	-	5	36	
Paraguay	333	691	-	-	-100%
Peru	6137	4121	14,549	10,351	151%
Trinidad and Tobago	2	182	-	-	-100%
Uruguay	524	403	3952	3500	769%
<b>Total AMERICA</b>	<b>176,269</b>	<b>60,084</b>	<b>162,681</b>	<b>78357</b>	<b>30%</b>

Source: CNSC

COUNTRY - OCEANIA	Jan-March 2022		Jan-March 2023		Evolution (B)/(A)-1
	Quantity (t)	Fob Value (M.CFAF) (A)	Quantity (t)	Fob Value (M.CFAF) (B)	
Australia	38	69	50	66	-5%
New-Zealand	2920	2797	8534	6968	149%
<b>Total OCEANIA</b>	<b>2958</b>	<b>2866</b>	<b>8583</b>	<b>7033</b>	<b>145%</b>

Source: CNSC



COUNTRY - ASIA	Jan-March 2022		Jan-March 2023		Evolution (B)/(A)-1
	Quantity (t)	Fob Value (M.CFAF) (A)	Quantity (t)	Fob Value (M.CFAF) (B)	
Saudi Arabia	1514	1441	63579	3495	143%
Bahrain	85	127	24	4	-97%
Bangladesh	175	79	554	386	390%
Cambodia	-	-	10	5	
China	209,657	124,850	238871	181,916	46%
South Korea	5268	4021	3787	3232	-20%
United Arab Emirates	21,227	13,159	19,983	13,102	0%
Hong Kong SAR China	234	81	151	57	-29%
India	137,041	46082	200,661	77,021	67%
Indonesia	38744	11,652	38,194	15,138	30%
Israel	68	31	727	2028	6406%
Japan	2415	2474	2637	2726	10%
Jordan	485	553	1109	978	77%
Kuwait	117	75	170	114	52%
Lebanon	558	739	764	774	5%
Malaysia	15239	10,305	5687	4336	-58%
Myanmar	13,536	2,629	-	-	-100%
Oman	10,418	6681	6351	5517	-17%
Pakistan	827	460	875	472	3%
The Philippines	30	215	3683	2740	1172%
Qatar	678	539	30235	12,849	2286%
Singapore	816	1249	899	1807	45%
Sri Lanka	106	111	115	143	29%
Syria	13	3	-	-	-100%
Taiwan	589	689	726	954	39%
Thailand	203,025	17,222	82996	25,817	50%
North Vietnam	1255	753	3041	1657	120%
South Vietnam	2093	986	3541	1513	53%
South Yemen	169	85	673	10,996	12,787%
<b>Total ASIE</b>	<b>666,382</b>	<b>247,290</b>	<b>710,043</b>	<b>369 777</b>	<b>50%</b>

Source: CNSC

COUNTRY - EUROPE	Jan-March 2022		Jan-March 2023		Evolution (B)/(A)-1
	Quantity (t)	Fob Value (M.CFAF) (A)	Quantity (t)	Fob Value (M.CFAF) (B)	
Germany	7770	17,198	55579	20,243	18%
Belgium	63,102	102,018	55083	78,416	-23%
Bulgaria	63	57	113	72	26%
Cyprus	98	24	146	40	64%
Croatia	85	22	805	592	2628%
Denmark	344	456	605	974	114%
Spain	74,710	20,494	141,672	19,796	-3%
Estonia	4	2	46,647	9217	561,923%
Finland	2739	1348	15804	5561	312%
France	85,975	90,323	119,819	79070	-12%
Georgia	0	2	157	122	5575%
Greece	739	820	833	446	-46%
Hungary	25	6	-	-	-100%
Ireland	1128	2641	1303	2104	-20%
Italy	72,384	36,409	12,317	18,527	-49%
Latvia	-	-	9984	2246	
Lithuania	220	421	21,504	4729	1024%
Malta	119	220	99	201	-9%
Montenegro	24	12	13	121	887%
Norway	18,677	8547	2797	1355	-84%
Netherlands	30,714	6004	9301	4892	-19%
Poland	5353	2868	4989	3324	16%
Portugal	3508	2671	3322	2511	-6%
Romania	1359	347	476	264	-24%
United Kingdom	4138	3484	9945	41,269	1084%
Russia	93,973	24,909	27,127	7062	-72%
Slovenia	161	71	156	69	-2%
Sweden	1642	449	1436	1039	132%
Turkey	136,723	23983	60492	19,159	-20%
Ukraine	59081	20,111	-	-	-100%
<b>Total EUROPE</b>	<b>664,859</b>	<b>365,918</b>	<b>602522</b>	<b>323,420</b>	<b>-12%</b>

Source: CNSC

## 2. Tonnage per Port

Country - AFRICA	PORTS	Jan-March 2022		Jan-March 2023	
		Export (t)	Import (t)	Export (t)	Import (t)
South Africa	Cape Town	45	3004	142	2706
	Coega		10		21
	Durban	124	4418	385	8076
	Johannesburg	-		20	
Algeria	Alger	493	215	683	2479
	Annaba		75600		51,413
	Djen Djene		56507		30062
	Ghazaouet	-		55	
	Oran		100,648		57230
Angola	High Sea, Angola		7785		2990
	Luanda	523	13,430	0	44
Benin	Cotonou	96	40	-	5
Burundi	Bujumbura	40		20	
Cape Verde	Mindelo	109		-	
The Comoros	Moroni	20		-	
Congo - Brazzaville	N'Kossa		3960		-
	Pointe-Noire	1692	414	1693	22
	Thunder Bay		-		6576
Côte d'Ivoire	Abidjan	247	23 837	527	9513
Djibouti	Djibouti	50	-	-	18
Egypt	Alexandria	240	3307	311	4409
	Damiette	-	499	18	936
	Dumyat	73		-	
	El-Dekheila		25,517		19
	Port-Saïd		235 574		254 320
	Sokhna		1412		-
Gabon	Libreville	907	4590	924	471
	Owendo		3000		14509
	Port Gentil	44	1193	130	0
Ghana	Accra	-		24	
	Takoradi	-	18	201	0
	Tema		453		9017
Guinea	Conakry	223	24,354	8	37274
Guinea Bissau	Bissau	337		-	
Equatorial Guinea	Bata	278		386	
	Bioco		3000		-
	Luba		-		370
	Malabo	1089	5929	152	5909
Réunion Island	Longoni	66	12	-	-
	Pointe des Galets	237		219	
Mauritius Island	Port-Louis	67	197	173	-
Kenya	Mombasa	50	60	20	33
	Buchanan		2500		2501
	Greenville		-		4496
Liberia	Monrovia	61	1600	-	2477
	Misurata	67		-	
Libya	Misurata	67		-	
	Misurata	67		-	
Madagascar	Antananarivo	-		5	
	Tamatave	-	1	2	-
Morocco	Agadir	-	64,008	225	62,030
	Casablanca	129	5755	193	2621
	High Sea, Morocco		591		120
	Jorf Lasfar		-		12,100
	Tanger Med		516		288
	Tanger Ville		234		261
	Tanger Ville		234		261
Mauritania	High Sea, Mauritania		3654		1452
	Nouadhibou		10 484		25 091
	Nouakchott		206		1368
Mozambique	Beira	11	18	-	-
Namibia	Walvis Bay		22,966		24,546
Niger	Niamey	-		3	
Nigeria	Apapa	2946	20	7	2241
	Lagos	116	-	-	10,500



Country - AFRICA	PORTS	Jan-March 2022		Jan-March 2023	
		Export (t)	Import (t)	Export (t)	Import (t)
	Onne		-		17
	Port Harcourt	32	-	-	819
	Tincan Island		402		372
Uganda	Port Bell	-		27	
Democratic Republic of Congo	Kinshasa	144		57	
	Matadi	44	-	2	5
Sao Tome and Principe	Sao Tome		396		325
Senegal	Dakar	45,989	6938	18,392	9517
	Thiès	-		19	
Sierra Leone	Freetown		835		50
Tanzania	Dar es Salaam	-	168	39	-
Togo	Lome	-	239581	30	303489
Tunisia	Bizerte		300		1004
	Gabès		6		-
	La Goulette		44		-
	Radès		633		358
	Sfax	-	12 314	380	16 857
	Sousse		67		-
	Tunis	225	5188	-	11 982
Zimbabwe	Victoria	45		45	

Source: CNSC

Country - AMERICA	PORTS	Jan-March 2022		Jan-March 2023	
		Export (t)	Import (t)	Export (t)	Import (t)
Argentina	Buenos Aires	-	1496	66	1300
	Lima		500		-
	Mar del Plata		232		1067
	Rosario		34,000		48
	San Lorenzo		76057		27977
	Zárate		-		179
Brazil	Areia Branca		-		24,900
	Itajaí		222		-
	Itapoá		-		733
	Natal		-		192
	Navegantes	-	270	61	847
	Paranaguá		314		2104
	Rio de Janeiro	-		21	
	Rio Grande		54		513
	Salvador	-		464	
	Santos	-	12,514	765	25803
	Suape		-		2167
	Vitoria		669		-
	Baie - Comeau		7225		-
Canada	Calgary	15		-	
	Corner Brook		-		302
	Halifax	-	-	5	14
	Montreal	707	13,185	468	1384
	Quebec		20		10,000
	Saint John		-		12,558
	Toronto	222		41	
	Vancouver		-		69
Chile	Coronel		193		141
	High Sea, Chile		4410		2363
	Iquique		-		217
	San Antonio		21		-
	San Vicente		647		5319
	Valparaiso		138		-
Colombia	Buenaventura	42		-	
	Carthagène COL	105		-	
Costa Rica	Moín		-		42
	Puerto Limón		-		3
USA	Baltimore	2213	744	1056	825
	Boston	204	33	20	18
	Chalmette		-		8400
	Charleston	366	605	140	202

Country - AMERICA	PORTS	Jan-March 2022		Jan-March 2023	
		Export (t)	Import (t)	Export (t)	Import (t)
	Chicago		37		-
	Darrow		8059		-
	Elizabeth		10		-
	Everglades	106		-	
	Freeport		16		221
	Hopewell		-		6000
	Houston	58	2477	106	3527
	Jacksonville		-		16
	Long Beach		56		53
	Los Angeles	-	45	60	68
	Miami	68	39	408	38
	Mobile	410	46	103	-
	New York	3583	795	1930	1333
	Newark	121	258	953	338
	Norfolk	1780	247	318	353
	New-Orleans		67		65
	Oakland		83		95
	Philadelphia	257		611	
	Providence		-		3
	Savannah	1552	2679	949	2044
	Seattle	91	32	65	358
	Sergeant Bluff		8		-
	Texas City	39		-	
	Washington	-		55	
	Wilmington	-		61	
Guatemala	Puerto Barrios		68		-
	Quetzal	42		-	
Mexico	Altamira		428		30
	Ensenada		232		-
	Manzanillo		4		-
	Vera cruz	-	37	869	128
Nicaragua	Corinto		-		24
Panama	Cristobal		-		5
Paraguay	Asuncion		127		-
	Puerto Seguro River Port		105		-
	Terport		101		-
Peru	Callao		12		-
	Chimbote		4200		-
	Haute mer Pérou		-		14 549
	Paita		1924		-
Porto Rico	San Juan	47		-	
Dominican Republic	Caucedo	483		279	
Trinidad and Tobago	Point Lisas		2		-
Uruguay	Montevideo	183	524	1035	3952

Source: CNSC

COUNTRY - ASIA	PORTS	Jan-March 2022		Jan-March 2023	
		Export (t)	Import (t)	Export (t)	Import (t)
Saudi Arabia	Ad Dammam		102		387
	Al Jubail		533		887
	Dammam	20	-	179	25
	Jeddah	549	778	857	1318
	King Abdullah Port	-	101	243	60961
Bahrain	Bahrain		37		24
	Khalifa bin Salman		48		-
Bangladesh	Chattogram		-		353
	Chittagong	24,601	175	43480	201
Cambodia	Sihanoukville		-		10
China	Beijiao		6		153
	Caofeidian		-		3010
	Changzhou		1554		955



COUNTRY - ASIA	PORTS	Jan-March 2022		Jan-March 2023	
		Export (t)	Import (t)	Export (t)	Import (t)
	Chongqing		80		202
	Dafeng		10		13
	Dalian		4437		7186
	Fangcheng		54		-
	Fuqing		1882		1105
	Fuzhou		3382		5747
	Gāolán		113		127
	Gaoming		1893		1269
	Gaosha		37		94
	Gaoyao		729		-
	Guangzhou		38		150
	Haikou		-		721
	Hefei	-		9	
	Huangpu	-	173	42	435
	Jiangmen		787		1027
	Jiangyin		221		720
	Jingjiang	1453	16046	554	-
	Jingtang		686		-
	Jiujiang		4578		5173
	Lianyungang		3580		1764
	Longkou		21553		-
	Mawei		-		308
	Nanjing	-	477	102	700
	Nansha	3409	28291	2817	35135
	Nantong	505	26	-	52
	Ningbo	585	22,582	349	28652
	Qingdao	2786	32 481	583	33 551
	Qinhuangdao		-		55
	Qinzhou		78		668
	Sanbu		-		281
	Sanrong		1002		3078
	Sanshui		9		293
	Shanghai	7026	15494	6188	20,677
	Shantou		569		523
	Shekou		5016		6181
	Shenzhen		30		56
	Shunde		90		62
	Taishan		381		139
	Taizhou		22		12
	Tianji Xingang	80	4227	107	5140
	Tianjin		9102		47030
	Waihai		219		37
	Weihai		-		162
	Wenzhou		387		499
	Wuhan		764		105
	Wuhu		197		483
	Wuzhou		-		134
	Xiamen	633	7356	623	7404
	Xiaolan		27		130
	Xingang	9	13011	-	12039
	Yangpu		-		87
	Yangzhou		296		65
	Yantai		81		-
	Yantian	324	470	104	2229
	Yi Chang		38		52
	Yunfu		331		28
	Zha Pu		662		-
	Zhangjiagang	89695	1740	113405	2085
	Zhanjiang		27		98
	Zhaoqing		2071		499
	Zhenjiang		47		140
	Zhongshan		172		133
	Zhuhai		44		22
South Korea	Busan		2,872		2916
	Gwangyang		-		15
	Incheon		2006		856
	Kwangyang		383		-
	Pyungtaek		8		-





COUNTRY - ASIA	PORTS	Jan-March 2022		Jan-March 2023	
		Export (t)	Import (t)	Export (t)	Import (t)
United Arab Emirates	Abu Dhabi		2021		73
	Dubai	-	1242	109	98
	Jebel Ali	812	17,953	2507	19,543
	Ras Al Khaimah		-		258
	Sharjah		12		12
Hong Kong SAR China	Hong Kong		234		151
India	Chennai		554		272
	Cochin		66		42
	Ennore	181	1727	256	879
	Ennore		755		637
	Haldia		413		108
	Hazira		1253		2467
	Kakinada		78 339		75 813
	Kandla		23066		46819
	Kolkata	238	264	27	60
	Krishnapatnam		8024		-
	Mangalore	138	-	431	74
	Mumbai		104		18
	Mundra	85	10578	17	20505
	New Delhi	72	25	146	-
	New Mangalore		-		17,167
	Nhava Sheva	51	9218	482	27648
	Pipavav		659		6408
	Tuticorin	2016	132	2287	280
	Visakhapatnam		1861		1464
Indonesia	Batam		233		-
	Belawan		349		1026
	Jakarta	2528	653	4825	300
	Perawang		278		944
	Poso, Sulawesi		-		34 223
	Semarang		43		152
	Surabaya	278	801	1562	677
	Tanjung Pelepas	51	35 230	-	21
	Tanjung Perak		190		47
	Tanjung Priok	228	966	304	804
Iraq	Basra	-		74	
Israel	Ashdod	20	42	-	711
	Haifa		26		15
Japan	Hakata	25	64	24	-
	Kobe		520		693
	Moji		-		4
	Nagoya	287	186	913	116
	Naha		23		19
	Nanao		11		-
	Osaka		93		-
	Shimizu		3		-
	Tokyo	16		-	
	Tomakomai		47		100
Jordan	Yokohama	154	1469	204	1706
	Aqaba	91	485	-	1109
Kuwait	Shuaiba	-	51	82	51
	Shuwaikh		67		119
Lebanon	Beirut	296	558	519	764
Malaysia	Bintulu, Sarawak		6700		202
	Kelang	105		-	
	Kuching	20		-	
	Pasir Gudang	10 630	91	10 309	180
	Penang	148	125	67	399
	Port Kelang	3067	8324	4268	4906
	Tanjung Pelepas	51	35 230	-	21
Myanmar	Yangon		13 536		-
Oman	Duqm		10333		5169
	Sohar		85		1182
Pakistan	Karachi	228	214	315	281
	Muhammad Bin Qasim	453	112	-	137



COUNTRY - ASIA	PORTS	Jan-March 2022		Jan-March 2023	
		Export (t)	Import (t)	Export (t)	Import (t)
	Port Qasim	149	501	-	457
The Philippines	Davao		-		2628
	Panabo City		-		1055
	Subic Bay		30		-
	Doha	63	-	-	2
Qatar	Hamad	-	-	40	242
	Mesaieed		678		29992
Singapore	Singapore	184	816	-	899
Sri Lanka	Colombo		106		115
Syria	Lattaquie		13		-
Taiwan	Kaohsiung	807	534	2652	674
	Keelung	-	17	89	3
	Taichung	206	38	763	29
	Taipei		-		20
Thailand	Bangkok	-	868	27	138
	Koh Sichang		199,436		76,219
	Laem Chabang	-	2721	612	6639
	Lat Krabang	-		76	
North Vietnam	Haiphong	51,908	545	64480	811
	Hanoi	-		14,558	
	Vung Tau		710		2230
South Vietnam	Cát Lai	51		841	
	Da Nang	957		141	
	Ho Chi Minh City	941	2085	1581	3541
	Quy Nhon		8		-
South Yemen	Aden		-		57
	Mukalla		169		616

Source: CNSC

COUNTRY - EUROPE	PORTS	Jan-March 2022		Jan-March 2023	
		Export (t)	Import (t)	Export (t)	Import (t)
Albania	Durrës	22		193	
Germany	Bremen	-		4	
	Bremerhaven	-	1875	112	3103
	Hamburg	4435	5820	7901	33,453
	Rostock		-		19000
	Wilhelmshaven		75		24
Austria	Geretsberg	-		61	
Belgium	Antwerp	56504	63,102	53864	55083
	Brussels	27		20	
Bulgaria	Bourgas	151		-	
	Varna	42	63	-	113
Cyprus	Limassol	-	98	97	146
Croatia	Ploce		-		152
	Rijeka	70	85	-	653
Denmark	Aarhus	15	41	57	29
	Copenhagen		287		405
	Fredericia		15		171
Spain	Algésiras	25	2017	970	780
	Alicante		156		99
	Almería		37 200		826
	Barcelona	1912	4593	3035	91,222
	Bilbao	290	622	1224	876
	Carboneras		-		20200
	Carthagène ESP		98		36
	Garrucha		13550		15000
	Gerona	-		12	
	Gijón	-	413	64	815
	La Corogne	-		24	
	Las Palmas	20	3333	90	1271
	Marin	119	-	112	72
	Tarragone		-		2415
	Valence	4750	11,674	8043	7243
	Vigo	1725	1053	1059	815
Estonia	Muuga		-		46610

COUNTRY - EUROPE	PORTS	Jan-March 2022		Jan-March 2023	
		Export (t)	Import (t)	Export (t)	Import (t)
Finland	Tallinn	63	4	791	37
	Helsinki		120		252
	Kotka	537	1176	-	14,543
	Oulu		-		47
	Rauma		1443		958
	Uusikaupunki		-		4
France	Angers	-		145	
	Bassens	18	363	17	310
	Bordeaux	195		-	
	Brest		56		121
	Caen	1234		1441	
	Dunkerque	-	1090	119	1660
	Fos-sur-Mer	3249	4225	4040	19 198
	La Pallice	3697	15 443	2972	5641
	La Rochelle-Pallice	276		428	
	Le Havre	1614	15 068	2365	11 909
	Lyon	199		-	
	Marseille	59	2344	512	814
	Montoir-de-Bretagne	20	1976	-	1453
	Montreuil	-		14	
	Port Vendres	420	1950	686	1160
	Rouen	4345	43 440	5864	77 532
	Sète		20		20
Georgia	Poti		0		157
Greece	Le Pirée	443	623	442	773
	Mykonos		8		-
	Thessalonica	941	108	553	60
Hungary	Budapest		25		-
Ireland	Belfast, Ireland		-		22
	Cork	571	30	1648	49
	Dublin	741	1099	481	1232
	Ancona	-	49	21	26
Italy	Bari	-		80	
	Cagliari		5		-
	Catania	-		18	
	Civitavecchia		9		-
	Genoa	2670	61,911	3756	3324
	Gioia Tauro	91	39	264	-
	La Spezia		58		795
	Livorno	7707	6996	9669	5565
	Naples	609	401	1293	504
	Palermo	-		17	
	Ravenna	-	-	116	36
	Rimini	380		-	
	Salerno	189	474	101	547
	Trieste	369	131	245	356
	Vado Ligure		855		778
	Vasto	621		793	
	Venice		1455		387
Latvia	Liepaja		-		9900
	Riga		-		84
Lithuania	Klaipeda	492	220	265	21,504
Malta	Malta	44	119	21	64
	Marsaxlokk		-		35
Montenegro	Bar		24		13
Norway	Ålesund		21		45
	Bergen	2		-	
	Brevik		290		-
	Drammen		-		261
	Maaloy		87		58
	Mo i Rana		-		18
	Mongstad		18212		-
	Moss		-		4
	Oslo		67		22
	Porsgrunn		-		2102
	Stavanger		-		278
	Tananger		-		9

COUNTRY - EUROPE	PORTS	Jan-March 2022		Jan-March 2023	
		Export (t)	Import (t)	Export (t)	Import (t)
Netherlands	Amsterdam	83,248	22356	47479	2
	High Sea, Netherlands		4920		4960
	Rotterdam	5749	3298	3801	4339
	Vlissingen		140		-
Poland	Gdansk	39	1041	10	1821
	Gdynia	22	4286	166	3066
	Szczecin	597	26	-	103
Portugal	Leixões	215	1272	235	1338
	Lisbon	107	1990	55	1636
	Porto	41		-	
	Sines		90		348
	Viana do Castelo	419	156	1546	-
Czech Republic	Zlín	-		15	
Romania	Bucarest	-		47	
	Constanta	166	1359	238	476
United Kingdom	Aberdeen	-	-	466	6145
	Belfast	21	36	81	234
	Charleston	366	605	140	202
	Felixstowe	-	399	68	321
	Grangemouth	517	83	-	38
	Liverpool	412	725	993	182
	London	57	1447	-	1902
	Portsmouth	7407	433	3877	499
	Southampton		-		94
	Tilbury	702	1016	1760	328
Russia	Kaliningrad	21		-	
	Novorossiysk		70,385		-
	Saint-Petersburg		8184		-
	Taman		-		20000
	Ust-Luga		15404		7127
Slovenia	Koper		161		156
Sweden	Göteborg		160		745
	Helsingborg		904		-
	Norrköping		519		597
	Stockholm		58		62
	Wallhamn		2		32
Switzerland	Zurich	-		602	
Turkey	Aliaga		31007		30300
	Ambarli	5447	1291	7354	2490
	Antalya		-		882
	Autoport Gölcük		69		-
	Cayırova	-		42	
	Derince		-		194
	Evyap	989	-	1135	8
	Gebze	27	1998	500	2251
	Gemlik	326	1605	223	3532
	Iskenderun	71	31 461	1586	3140
	Istanbul	-	1153	326	969
	Izmir	-	430	125	281
	Izmit	2,151	604	5531	1973
	Kumport		144		33
	Mardas		59		-
	Marport		70		14
	Mersin	-	9370	1042	14,294
	Nemrut Bay		1711		-
	Samsun		-		53
	Tekirdag		55,103		28
	Yarimca	-	441	373	50
	Yilport		208		-
Ukraine	Nikolaev		18,850		-
	Odessa		39,824		-
	Youjne		407		-

Source: CNSC

COUNTRY - OCEANIA	PORTS	Jan-March 2022		Jan-March 2023	
		Export (t)	Import (t)	Export (t)	Import (t)
Australia	Brisbane		-		11
	Fremantle		-		19
	Melbourne		38		-
	Newcastle	-		25	
	Sydney	-	-	20	20
New-Zealand	Auckland		-		572
	Lyttelton		1063		2545
	Nelson		1479		3989
	Port Chalmers		-		164
	Tauranga		377		1264

Source: CNSC





### 3. Traffic per product

#### 3.1. Outbound traffic per product

Products	Jan-March 2022		Jan-March 2023		Evolution (B)/(A)-1
	Quantity (t)	Fob Value (M.CFAF) (A)	Quantity (t)	Fob Value (M.CFAF) (B)	
<b>ALUMINUM AND ARTICLES THEREOF</b>	<b>8270</b>	<b>9264</b>	<b>9471</b>	<b>10,866</b>	<b>17%</b>
Unwrought aluminium	8156	9021	9268	10,410	15%
Household or household economy, hygiene or toilet articles and parts thereof, of aluminium; sponges or polishing pads ...	-	-	8	36	
<b>Other aluminium articles</b>	0	0	9	39	32,703%
Aluminium bars, rods and profiles	-	-	28	18	
<b>Aluminium plates, sheets and strip, of a thickness exceeding 0.2 mm</b>	113	242	158	364	50%
<b>OTHER MADE-UP TEXTILE ARTICLES; SETS; WORN CLOTHING AND WORN TEXTILE ARTICLES; RAGS</b>	<b>-</b>	<b>-</b>	<b>21</b>	<b>45</b>	
Rags, twines, ropes and ropes, of textile materials, in the form of waste or end-of-life articles, etc.	-	-	0	0	
Packaging bags and sachets	-	-	21	45	
<b>PRODUCTS OF ANIMAL ORIGIN, NOT ELSEWHERE SPECIFIED OR INCLUDED</b>	<b>30</b>	<b>8</b>	<b>79</b>	<b>16</b>	<b>109%</b>
Animal products not elsewhere specified or included; dead animals of Chapter 1 or 3, unfit for human consumption	30	8	79	16	109%
<b>WOOD AND ARTICLES OF WOOD; WOOD CHARCOAL</b>	<b>243,538</b>	<b>52,023</b>	<b>327,689</b>	<b>66,582</b>	<b>28%</b>
Other articles of wood	-	-	16	2	
<b>Plywood</b>	145	72	364	192	167%
Sawn wood	119,700	33476	173,144	44,113	32%
Wood logs	112,107	13,502	140,940	16,504	22%
Cases, boxes, crates, cylinders and similar packaging, of wood; drums (reels) for cables, of wood;...	-	-	0	0	
<b>Wood charcoal (including shell or nut charcoal), whether or not agglomerated</b>	46	5	-	-	-100%
Plywood	11,539	4968	13,224	5771	16%
<b>BEVERAGES, SPIRITS AND VINEGAR</b>	<b>397</b>	<b>116</b>	<b>849</b>	<b>219</b>	<b>88%</b>
Other fermented drinks (cider, perry, mead, sake, for example); mixtures of fermented drinks and mixtures ...	-	-	7	1	
<b>Malt beers</b>	71	29	262	80	179%
Waters, including mineral waters and aerated waters, containing added sugar or other sweetening matter or flavouring...	304	83	580	138	66%
Waters, including natural or artificial mineral waters and aerated waters, not containing added sugar or...	22	4	-	-	-100%
<b>COCOA AND COCOA PREPARATIONS</b>	<b>115,936</b>	<b>153,450</b>	<b>99291</b>	<b>152928</b>	<b>0%</b>
Cocoa butter, fats and oil	5818	11,924	7694	15934	34%
Cocoa beans	97602	122,802	76258	110,347	-10%
Chocolate and other food preparations containing cocoa	68	154	327	567	269%
Cocoa shells, husks, skins and other cocoa waste	51	1	102	24	2275%
Cocoa paste, whether or not defatted	12,396	18,569	14,908	26048	40%
Cocoa powder, not containing added sugar or other sweetening matter	-	-	3	7	



Products	Jan-March 2022		Jan-March 2023		Evolution (B)/(A)-1
	Quantity (t)	Fob Value (M.CFAF) (A)	Quantity (t)	Fob Value (M.CFAF) (B)	
<b>COFFEE, TEA, MATÉ AND SPICES</b>	<b>58</b>	<b>101</b>	<b>1057</b>	<b>1151</b>	<b>1042%</b>
Coffee, unroasted, not decaffeinated	55	100	1017	1145	1041%
Ginger, saffron, turmeric (curcuma), thyme, bay leaves, curry and other spices	3	0	39	6	1179%
<b>RUBBER AND ARTICLES THEREOF</b>	<b>12,248</b>	<b>10,362</b>	<b>9279</b>	<b>6729</b>	<b>-35%</b>
Natural rubber, balata, gutta-percha, guayule, chicle and similar natural gums, in primary forms or...	12,248	10,362	9277	6718	-35%
New pneumatic tyres, of rubber	-	-	2	11	
<b>CEREALS</b>	<b>0</b>	<b>0</b>	<b>-</b>	<b>-</b>	<b>-100%</b>
Maize (corn)	0	0	-	-	-100%
<b>MINERAL FUELS, MINERAL OILS AND PRODUCTS OF THEIR DISTILLATION; BITUMINOUS SUBSTANCES; MINERAL WAXES...</b>	<b>-</b>	<b>-</b>	<b>119</b>	<b>143</b>	
Petroleum oils or oils obtained from bituminous minerals, other than crude oils; preparations not specified or included ...	-	-	119	143	
<b>COTTON</b>	<b>23701</b>	<b>22,645</b>	<b>37961</b>	<b>41,206</b>	<b>82%</b>
Cotton	23701	22,645	37961	41,206	82%
<b>COPPER AND ARTICLES THEREOF</b>	<b>407</b>	<b>431</b>	<b>321</b>	<b>341</b>	<b>-21%</b>
Other articles of copper	-	-	54	43	
<b>Copper bars, rods and profiles</b>	<b>249</b>	<b>212</b>	<b>162</b>	<b>130</b>	<b>-39%</b>
Refined copper and copper alloys, unwrought	158	220	105	168	-23%
<b>PERSONAL EFFECTS</b>	<b>108</b>	<b>61</b>	<b>132</b>	<b>83</b>	<b>37%</b>
<b>TANNING OR DYING EXTRACTS; TANNINS AND THEIR DERIVATIVES; PIGMENTS AND OTHER COLORING MATERIALS; PAINTS AND VARNISH ...</b>	<b>24</b>	<b>119</b>	<b>-</b>	<b>-</b>	<b>-100%</b>
Paints and varnishes based on synthetic polymers or modified natural polymers, dispersed or dissolved in a...	24	119	-	-	-100%
<b>CAST IRON, IRON AND STEEL</b>	<b>1000</b>	<b>503</b>	<b>-</b>	<b>-</b>	<b>-100%</b>
Bars of iron or non-alloy steel, simply forged, hot-rolled or extruded, as well as those which have undergone ...	1000	503	-	-	-100%
<b>EDIBLE FRUITS; PEEL OF CITRUS FRUITS OR MELONS</b>	<b>34649</b>	<b>4390</b>	<b>22,255</b>	<b>2935</b>	<b>-33%</b>
Apricots, cherries, peaches (including nectarines), plums and sloes, fresh	-	-	19	2	
<b>Other nuts, fresh or dried, whether or not shelled or peeled</b>	<b>7</b>	<b>1</b>	<b>53</b>	<b>5</b>	<b>779%</b>
Bananas, fresh or dried	34642	4389	22,184	2928	-33%
<b>OILSEEDS AND OIL FRUITS; MISCELLANEOUS SEEDS, SEEDS AND FRUITS; INDUSTRIAL OR MEDICINAL PLANTS; STRAWS AND ...</b>	<b>242</b>	<b>89</b>	<b>224</b>	<b>65</b>	<b>-27%</b>
Groundnuts, not roasted or otherwise cooked, whether or not shelled or broken	-	-	6	1	
<b>Seeds, fruit and spores for sowing</b>	<b>-</b>	<b>-</b>	<b>41</b>	<b>8</b>	
Plants, parts of plants, seeds and fruits of species used mainly in perfumery, medicine or ...	242	89	177	55	-38%
<b>ANIMAL OR VEGETABLE FATS AND OILS; PRODUCTS OF THEIR DISSOCIATION; PREPARED DIETARY FATS; WAXES ...</b>	<b>2295</b>	<b>2471</b>	<b>53</b>	<b>11</b>	<b>-100%</b>
Vegetable waxes (other than triglycerides), beeswax, other insect waxes and spermaceti, whether or not refined or coloured	23	47	19	6	-88%
Palm oil and its fractions, whether or not refined, but not chemically modified	2	0	33	6	2360%
Coconut (copra), palm kernel or babassu oil and fractions thereof, whether or not refined, but not chemically...	2017	2283	-	-	-100%



Products	Jan-March 2022		Jan-March 2023		Evolution (B)/(A)-1
	Quantity (t)	Fob Value (M.CFAF) (A)	Quantity (t)	Fob Value (M.CFAF) (B)	
Margarine; food mixtures or preparations of animal or vegetable fats or oils or of fractions of ...	-	-	1	0	
<b>Sun stearin, lard oil, oleostearin, oleomargarine and tallow oil, not emulsified, mixed or otherwise prepared</b>	252	142	-	-	-100%
<b>CLOCKS AND WATCHES AND PARTS THEREOF</b>	-	-	0	0	
Alarm clocks, clocks, clocks and similar horological appliances, with non-watch movement ...	-	-	0	0	
<b>ESSENTIAL OILS AND RESINOIDS; PERFUMERY, COSMETICS OR TOILET PREPARATIONS</b>	396	476	284	468	-2%
Hair preparations	-	-	8	8	
<b>Prepared beauty or make-up products and preparations for maintaining or caring for the skin, other than...</b>	396	476	276	460	-3%
<b>OPTICAL, PHOTOGRAPHY OR CINEMATOGRAPHY, MEASURING, CONTROL OR PRECISION INSTRUMENTS AND APPARATUS; ...</b>	1	19	8	382	1911%
Other breathing apparatus and gas masks, excluding protective masks without mechanism and...	-	-	0	0	
<b>Instruments and devices for geodesy, topography, surveying, levelling, photogrammetry, hydrography, etc.</b>	1	19	-	-	-100%
Instruments and apparatus for measuring or controlling flow, level, pressure or other characteristics...	-	-	1	98	
<b>Oscilloscopes, spectrum analyzers and other instruments and apparatus for measuring or controlling quantities ...</b>	-	-	7	285	
<b>TOYS, GAMES AND SPORTS REQUISITES; PARTS AND ACCESSORIES THEREOF</b>	-	-	24	7	
Articles for parties, carnival or other entertainment, including magic articles and surprise articles ...	-	-	24	7	
<b>MILK AND DAIRY PRODUCTS; BIRD EGGS; NATURAL HONEY; EDIBLE PRODUCTS OF ANIMAL ORIGIN, NOT SPECIFIED ...</b>	-	-	5	19	
Milk and cream, concentrated or containing added sugar or other sweetening matter	-	-	5	19	
<b>EDIBLE VEGETABLES AND CERTAIN ROOTS AND TUBERS</b>	583	78	687	135	74%
Other vegetables, fresh or chilled	220	26	416	61	134%
Carrots, turnips, salad beetroot, salsify, celeriac, radishes and similar edible roots, fresh or chilled	-	-	1	0	
<b>Dried leguminous vegetables, shelled, whether or not skinned or split</b>	4	1	-	-	-100%
Dried vegetables, whether or not cut into pieces or slices or crushed or ground, but not further prepared...	-	-	1	0	
<b>Vegetables (uncooked or cooked by steaming or boiling in water), frozen</b>	354	50	253	63	26%
Manioc, arrowroot, salep, Jerusalem artichokes, sweet potatoes and similar roots and tubers...	5	1	17	11	1801%
<b>ELECTRICAL MACHINES, APPARATUS AND EQUIPMENT AND THEIR PARTS; RECORDING OR SOUND REPRODUCTION APPARATUS ...</b>	27	75	10	229	207%
Switchgear for breaking, isolating, protection, branching, connection or connection of...	-	-	0	1	
<b>Wires, cables (including coaxial cables) and other conductors insulated for electricity (even painted or oxidized ...</b>	-	-	1	2	
<b>Electric generating sets and rotary converters</b>	27	75	-	-	-100%
Microphones and their stands; loudspeakers, whether or not mounted in their enclosures; headsets and headphones, even ...	-	-	0	1	
<b>Monitors and projectors, not incorporating television reception apparatus; television receivers ...</b>	-	-	0	1	
<b>Electrical transformers, static converters (for example, rectifiers) and inductors</b>	-	-	9	225	
<b>PLASTICS AND ARTICLES THEREOF</b>	204	80	201	190	137%
Articles for transport or packaging, of plastics; stoppers, lids, caps and other devices ...	34	59	85	175	196%



Products	Jan-March 2022		Jan-March 2023		Evolution (B)/(A)-1
	Quantity (t)	Fob Value (M.CFAF) (A)	Quantity (t)	Fob Value (M.CFAF) (B)	
Other articles of plastics and articles of other materials of headings 3901 to 3914	-	-	2	1	
<b>Waste, parings and scrap, of plastics</b>	170	21	110	11	-46%
Self-adhesive plates, sheets, film, foil, tape, strip and other flat shapes, of plastics, whether or not in rolls	-	-	4	3	
<b>FURNITURE; MEDICO-SURGICAL FURNITURE; BEDDING AND SIMILAR ARTICLES; LIGHTING DEVICES NOT SPECIFIED OR INCLUDED ...</b>	31	48	29	14	-71%
Other furniture and parts thereof	0	0	28	13	24,511%
Prefabricated constructions	31	48	-	-	-100%
Seats (other than those of heading 9402), whether or not convertible into beds, and parts thereof	-	-	1	1	
<b>AIRCRAFT, SPACECRAFT, AND PARTS THEREOF</b>	-	-	3	7	
Unmanned aircraft	-	-	0	1	
Spare parts of aircrafts of heading 8801, 8802 or 8806, n.e.s.	-	-	3	6	
<b>SHIPS, BOATS AND FLOATING STRUCTURES</b>	-	-	23	36	
Other floating structures (for example, rafts, tanks, coffer-dams, landing stages, buoys and beacons)	-	-	21	27	
Tugs and pusher boats	-	-	1	2	
Yachts and other vessels for pleasure or sports; rowing boats and canoes	-	-	1	7	
<b>WORKS OF ART, COLLECTORS' PIECES AND ANTIQUES</b>	17	2	42	19	855%
Original productions of statuary art or sculpture, in all materials	17	2	42	19	852%
Pictures, paintings and drawings, entirely handmade, excluding drawings of heading 4906 and articles manufa...	-	-	0	0	
<b>TOOLS AND EQUIPMENT, CUTLERY AND TABLE CUTLERY, OF BASE METAL; PARTS OF THESE ARTICLES, IN M...</b>	83	35	-	-	-100%
Interchangeable tools for hand tools, mechanical or not, or for machine tools (stamping, stamping, ...	83	35	-	-	-100%
<b>MISCELLANEOUS MANUFACTURED ARTICLES</b>	-	-	30	3	
Ivory, bones, tortoiseshell, horn, animal antlers, coral, mother-of-pearl and other animal materials to be carved, exploited...	-	-	30	3	
<b>MISCELLANEOUS ARTICLES OF BASE METAL</b>	-	-	1	0	
Wires, rods, tubes, plates, electrodes and similar articles, of base metal or of metal carbides, etc.	-	-	1	0	
<b>ARTICLES OF IRON OR STEEL</b>	100	139	117	249	80%
Anchors, grapples and parts thereof, of cast iron, iron or steel	-	-	1	0	
<b>Household or household articles and parts thereof, of cast iron, iron or steel; steel or steel wool; epo ...</b>	18	47	-	-	-100%
Other articles of iron or steel	8	13	0	5	-63%
Other tubes, pipes and hollow profiles (for example, open seam or welded, riveted or similarly closed), of iron or steel	28	36	-	-	-100%
Containers for compressed or liquefied gas, of iron or steel	15	6	-	-	-100%
Tanks, drums, drums, cans, boxes and similar receptacles, for all materials (except co ...	-	-	115	241	
<b>Stranded wires, cables, braids, slings and similar articles, of iron or steel, not electrically insulated ...</b>	-	-	0	1	
<b>Tubes, pipes and hollow profiles, seamless, of iron or steel</b>	32	37	-	-	-100%
Screws, bolts, nuts, lag screws, thread hooks, rivets, pins, dowels, keys, washers (including ...	-	-	0	2	
<b>ARTICLES OF STONE, PLASTER, CEMENT, ASBESTOS, MICA OR SIMILAR MATERIALS</b>	-	-	1	1	





Products	Jan-March 2022		Jan-March 2023		Evolution (B)/(A)-1
	Quantity (t)	Fob Value (M.CFAF) (A)	Quantity (t)	Fob Value (M.CFAF) (B)	
Wheels and similar articles, without frames, to grind, to defibrate, to grind, to sharpen, to polish, to rectify, to tran ...	-	-	1	1	
<b>PAPER AND PAPERBOARD; ARTICLES OF PAPER PULP, OF PAPER OR OF PAPERBOARD</b>	<b>7</b>	<b>1</b>	<b>1</b>	<b>1</b>	<b>-9%</b>
Boxes, bags, pouches, cones and other packaging made of paper, cardboard, cellulose wadding or webs of ...	7	1	-	-	-100%
Paper and cardboard assembled flat by gluing, uncoated, surface coated or impregnated, even reinforced i...	-	-	1	1	
<b>PULP OF WOOD OR OF OTHER FIBROUS CELLULOSIC MATERIAL; RECOVERED (WASTE AND SCRAP) PAPER OR PAPERBOARD...</b>	<b>289</b>	<b>31</b>	<b>-</b>	<b>-</b>	<b>-100%</b>
Recycling paper or cardboard (waste and scrap)	289	31	-	-	-100%
<b>NATURAL OR CULTURED PEARLS, PRECIOUS OR SIMILAR STONES, PRECIOUS METALS, METALS CLAD WITH PRECIOUS METALS AND...</b>	<b>51</b>	<b>16</b>	<b>35</b>	<b>12</b>	<b>-25%</b>
Waste and scrap of precious metal or of metal clad with precious metal; other waste and scrap containing precious metal ...	51	16	35	12	-25%
<b>LEAD AND ARTICLES THEREOF</b>	<b>967</b>	<b>442</b>	<b>1222</b>	<b>676</b>	<b>53%</b>
Unwrought lead	967	442	1222	676	53%
<b>PREPARED FEATHERS AND DOWN AND ARTICLES MADE OF FEATHERS OR OF DOWN; ARTIFICIAL FLOWERS; ARTICLES OF HAIR ...</b>	<b>13</b>	<b>35</b>	<b>20</b>	<b>34</b>	<b>-3%</b>
Wigs, beards, eyebrows, eyelashes, locks and the like of hair, animal hair or textile materials; works in ...	13	35	20	34	-3%
<b>FISH AND CRUSTACEANS, MOLLUSCS AND OTHER AQUATIC INVERTEBRATES</b>	<b>66</b>	<b>76</b>	<b>85</b>	<b>106</b>	<b>40%</b>
Crustaceans, whether or not in shell, live, fresh, chilled, frozen, dried, salted or in brine; crustaceans, even dec ...	66	76	85	106	40%
<b>PREPARATIONS OF CEREALS, FLOUR, STARCH OR MILK; PASTRYCOOKS' PRODUCTS</b>	<b>801</b>	<b>197</b>	<b>987</b>	<b>259</b>	<b>31%</b>
Malt extracts; food preparations of flour, groats, semolina, starches, starches or malt extracts, do not ...	5	1	22	8	809%
Cassava bread	640	89	580	80	-11%
Pasta, whether or not cooked or stuffed (with meat or other substances) or otherwise prepared, such as...	15	4	57	12	233%
Bakery, pastry or biscuit products, whether or not containing added cocoa; hosts, empty seals ...	141	104	320	157	52%
Tapioca and its substitutes prepared to share starch, in the form of flakes, lumps, pearl grains, screenings or...	-	-	8	1	
<b>MISCELLANEOUS EDIBLE PREPARATIONS</b>	<b>340</b>	<b>463</b>	<b>232</b>	<b>376</b>	<b>-19%</b>
<b>Food preparations not elsewhere specified or included</b>	<b>-</b>	<b>-</b>	<b>60</b>	<b>83</b>	
<b>Sauces and preparations thereof; mixed condiments and mixed seasonings; mustard flour and meal and prepared mustard</b>	<b>13</b>	<b>9</b>	<b>48</b>	<b>57</b>	<b>572%</b>
Preparations for soups, broths or broths; prepared soups, broths or broths; food preparations co ...	328	455	124	236	-48%
<b>PREPARATIONS OF VEGETABLES, FRUIT, NUTS OR OTHER PARTS OF PLANTS</b>	<b>165</b>	<b>112</b>	<b>136</b>	<b>28</b>	<b>-75%</b>
Other vegetables prepared or preserved otherwise than by vinegar or acetic acid, not frozen, other than p...	155	110	75	20	-82%
Fruits and other edible parts of plants, otherwise prepared or preserved, with or without added sugar or...	0	0	22	3	21,056%
Fruit (including grape must) or vegetable juices, unfermented, without added alcohol, with or without ad...	10	2	38	5	176%
<b>CERAMIC PRODUCTS</b>	<b>-</b>	<b>-</b>	<b>0</b>	<b>0</b>	
Tableware, other household or domestic economy articles and hygiene or toilet articles, of porcelain, etc.	-	-	0	0	
<b>INORGANIC CHEMICALS; INORGANIC OR ORGANIC COMPOUNDS OF PRECIOUS METALS, RADIOACTIVE ELEMENTS, ...</b>	<b>103</b>	<b>43</b>	<b>-</b>	<b>-</b>	<b>-100%</b>
Hypochlorites; commercial calcium hypochlorite; chlorites; hypobromites	103	43	-	-	-100%



Products	Jan-March 2022		Jan-March 2023		Evolution (B)/(A)-1
	Quantity (t)	Fob Value (M.CFAF) (A)	Quantity (t)	Fob Value (M.CFAF) (B)	
<b>ORGANIC CHEMICALS</b>	<b>6</b>	<b>6</b>	<b>0</b>	<b>0</b>	<b>-99%</b>
Carboxylic acids containing additional oxygen functions and their anhydrides, halides, peroxides, etc.	-	-	0	0	
<b>Ethers, ethers-alcohols, ethers-phenols, ethers-alcohols-phenols, peroxides of alcohols, peroxides of ethers, peroxides ...</b>	<b>6</b>	<b>6</b>	<b>-</b>	<b>-</b>	<b>-100%</b>
<b>PRODUCTS OF THE MILLING INDUSTRY; MALT; STARCHES; INULIN; WHEAT GLUTEN</b>	<b>302</b>	<b>50</b>	<b>247</b>	<b>51</b>	<b>3%</b>
Starches; inulin	11	2	6	1	-49%
Cereal flours other than of wheat or meslin	1	0	37	5	3351%
Flour, meal and powder of the dried leguminous vegetables of heading 0713, of sago or of roots or tubers of heading 0714...	288	48	204	45	-6%
Cereal grains otherwise worked (hulled, flattened, flaked, pearled, sliced or crushed, for example), ...	1	0	-	-	-100%
<b>PRINTED BOOKS, NEWSPAPERS, PICTURES AND OTHER PRODUCTS OF THE PRINTING INDUSTRY; MANUSCRIPTS, TYPESCRIPTS AND PLANS</b>	<b>2</b>	<b>1</b>	<b>-</b>	<b>-</b>	<b>-100%</b>
Other printed matter, including printed pictures and photographs	2	1	-	-	-100%
<b>MISCELLANEOUS CHEMICAL PRODUCTS</b>	<b>3,966</b>	<b>1089</b>	<b>31</b>	<b>9</b>	<b>-99%</b>
Industrial monocarboxylic fatty acids; acid oils from refining; industrial fatty alcohols ...	3966	1089	-	-	-100%
Cements, mortars, concretes and similar refractory compositions, other than products of heading 3801...	-	-	4	4	
<b>Prepared binders for foundry molds or cores; chemicals and preparations of the chemical or chemical industries.</b>	<b>-</b>	<b>-</b>	<b>26</b>	<b>4</b>	
<b>Anti-freezing preparations and prepared de-icing fluids</b>	<b>-</b>	<b>-</b>	<b>1</b>	<b>1</b>	
<b>PHARMACEUTICAL PRODUCTS</b>	<b>-</b>	<b>-</b>	<b>15</b>	<b>96</b>	
Pharmaceutical goods specified in note 4 to this chapter	-	-	15	96	
<b>NUCLEAR REACTORS, BOILERS, MACHINES, MECHANICAL APPARATUS AND DEVICES; PARTS OF SUCH MACHINES OR APPARATUS ...</b>	<b>555</b>	<b>1807</b>	<b>319</b>	<b>849</b>	<b>-53%</b>
Laboratory apparatus, devices or equipment, whether or not electrically heated (excluding ovens and other...	-	-	4	43	
<b>Transmission shafts (including camshafts and crankshafts) and cranks; bearings and bushings; cutting gears ...</b>	<b>1</b>	<b>8</b>	<b>-</b>	<b>-</b>	<b>-100%</b>
Taps, valves and similar devices for pipes, boilers, tanks, vats or similar containers...	-	-	2	22	
<b>Other lifting, loading, unloading or handling machines and devices (elevators, mechanical stairs, etc.</b>	<b>9</b>	<b>18</b>	<b>2</b>	<b>6</b>	<b>-65%</b>
Other earthmoving, levelling, stripping, excavating, compacting, extracting or drilling machines and equipment.	31	307	57	87	-72%
Bigues; cranes and blondes; overhead cranes, unloading or handling gantries, crane bridges, trolleys, etc.	34	142	1	27	-81%
Dozers (bulldozers), bias dozers (angledozers), graders, scrapers, mechanical shovels, excavate ...	164	431	16	38	-91%
Centrifuges, including centrifugal dryers; filtering or purifying machinery and apparatus, for liquids or gases	-	-	0	1	
<b>Fork-lift trucks; other works trucks fitted with lifting or handling equipment</b>	<b>7</b>	<b>35</b>	<b>-</b>	<b>-</b>	<b>-100%</b>
Metalloplastic seals; sets or assortments of gaskets of different composition presented in pouches, envelopes, etc.	-	-	0	7	
<b>Forging or stamping machines (including presses), sheep, hammers and swifts for the work of...</b>	<b>-</b>	<b>-</b>	<b>25</b>	<b>88</b>	
<b>Automatic data processing machines and units thereof; magnetic or optical readers, ...</b>	<b>-</b>	<b>-</b>	<b>3</b>	<b>34</b>	
<b>Machines and apparatus for sorting, screening, separating, washing, crushing, crushing, mixing or mixing soil, stones, etc.</b>	<b>112</b>	<b>526</b>	<b>-</b>	<b>-</b>	<b>-100%</b>
Machines and mechanical appliances having individual functions, not specified or included elsewhere in this chapter	27	107	44	92	-14%





Products	Jan-March 2022		Jan-March 2023		Evolution (B)/(A)-1
	Quantity (t)	Fob Value (M.CFAF) (A)	Quantity (t)	Fob Value (M.CFAF) (B)	
Extruders for working with rubber or plastics or for manufacturing products made from these materials	11	55	-	-	-100%
Machines and apparatus, not specified or included elsewhere in this chapter, for preparation or manufacture ...	-	-	115	85	
<b>Spark-ignition reciprocating or rotary internal combustion piston engines</b>	-	-	6	3	
<b>Pulley tackle and hoists; winches and capstans; jacks</b>	43	62	9	154	148%
Parts and accessories recognizable as being exclusively or mainly intended for machines of heading 8456...	116	116	-	-	-100%
Parts suitable for use solely or principally with the machinery of headings 8425 to 8	2	1	35	161	24,443%
<b>RESIDUES AND WASTE FROM THE FOOD INDUSTRIES; PREPARED ANIMAL FODDER</b>	<b>32,764</b>	<b>392</b>	-	-	<b>-100%</b>
Bran, middlings and other residues, whether or not agglomerated in the form of pellets, from the screening, milling or other treatment of corn	32,764	392	-	-	-100%
<b>SOAPS, ORGANIC SURFACE AGENTS, LAUNDRY PREPARATIONS, LUBRICANT PREPARATIONS,...</b>	<b>82</b>	<b>40</b>	<b>855</b>	<b>520</b>	<b>1184%</b>
Organic surfactants (other than soaps); surfactant preparations, laundry preparations (incl.	62	27	143	95	254%
Lubricating preparations (including cutting oils, preparations for releasing nuts, preparations, etc.	-	-	1	1	
<b>Soaps; organic surfactant products and preparations for use as soap, bars, bars, pieces or ...</b>	<b>20</b>	<b>14</b>	<b>711</b>	<b>424</b>	<b>3011%</b>
<b>SALT; SULPHUR; EARTHS AND STONE; PLASTERING MATERIALS, LIME AND CEMENT</b>	<b>980</b>	<b>21</b>	<b>627</b>	<b>39</b>	<b>86%</b>
Hydraulic cements (including unpulvered cements known as "clinkers"), whether or not coloured	-	-	201	25	
<b>Granite, porphyry, basalt, sandstone and other cut or construction stones, whether or not rough or simply cut ...</b>	<b>964</b>	<b>19</b>	<b>399</b>	<b>11</b>	<b>-45%</b>
Kaolin and other kaolinic clays, whether or not calcined	15	1	27	3	115%
<b>SUGARS AND SUGAR CONFECTIONERY</b>	<b>139</b>	<b>217</b>	<b>245</b>	<b>415</b>	<b>91%</b>
Other sugars, including chemically pure lactose, maltose, glucose and fructose (levulose), in their s ...	14	8	-	-	-100%
Sugar confectionery (including white chocolate), not containing cocoa	124	209	245	415	98%
<b>TOBACCO AND MANUFACTURED TOBACCO SUBSTITUTES</b>	<b>100</b>	<b>114</b>	<b>109</b>	<b>223</b>	<b>95%</b>
Unmanufactured tobacco; tobacco refuse	100	114	109	223	95%
<b>CARPETS AND OTHER TEXTILE FLOOR COVERINGS</b>	-	-	<b>0</b>	<b>1</b>	
<b>Other carpets and other textile floor coverings, whether or not made up</b>	-	-	0	1	
<b>Carpets and other textile floor coverings, woven, not tufted or flocked, whether or not made up, including...</b>	-	-	0	0	
<b>IMPREGNATED, COATED, COVERED OR LAMINATED FABRICS; TECHNICAL ARTICLES IN TEXTILES</b>	-	-	<b>14</b>	<b>19</b>	
<b>Fabrics impregnated, coated or covered with plastics or laminated with plastics, other than ...</b>	-	-	14	19	
<b>VEHICLES AND EQUIPMENT FOR RAILWAY OR SIMILAR TRACKS AND THEIR PARTS; MECHANICAL DEVICES ...</b>	<b>32</b>	<b>13</b>	<b>35</b>	<b>20</b>	<b>53%</b>
Frames & containers	32	13	35	20	53%
<b>GLASS AND GLASSWARE</b>	<b>1,766</b>	<b>751</b>	<b>1082</b>	<b>524</b>	<b>-30%</b>
Carboys, bottles, flasks, jars, jars, tubular packaging, ampoules and other transport containers or...	1766	751	1082	524	-30%
<b>VEHICLES OTHER THAN RAILWAY OR TRAMWAY ROLLING STOCK, AND PARTS AND ACCESSORIES...</b>	<b>105</b>	<b>535</b>	<b>308</b>	<b>333</b>	<b>-38%</b>
Parts and accessories of the motor vehicles of headings 8701 to 8705	9	3	74	26	756%
Tractors (other than tractors of heading 8709)	4	23	-	-	-100%
Special purpose motor vehicles, other than those primarily designed for the transport of persons or ...	8	62	-	-	-100%
Motor vehicles for the transport of ten or more persons, including the driver	1	13	-	-	-100%
Vehicles used for cargo transport	71	381	225	203	-47%



Products	Jan-March 2022		Jan-March 2023		Evolution (B)/(A)-1
	Quantity (t)	Fob Value (M.CFAF) (A)	Quantity (t)	Fob Value (M.CFAF) (B)	
Tourism vehicles	11	54	9	104	93%

Source: CNSC



### 3.2. Inbound traffic per product

Products	Jan-March 2022		Jan-March 2023		Evolution (B)/(A)-1
	Quantity (t)	Fob Value (M.CFAF) (A)	Quantity (t)	Fob Value (M.CFAF) (B)	
<b>ALUMINUM AND ARTICLES THEREOF</b>	<b>1183</b>	<b>2550</b>	<b>2893</b>	<b>6543</b>	<b>157%</b>
Aluminium tube or pipe fittings (for example, couplings, elbows, sleeves)	3	21	4	5	-78%
Household or household economy, hygiene or toilet articles and parts thereof, of aluminium; sponges or polishing pads ...	2	3	-	-	-100%
Other aluminium articles	32	128	59	56	-56%
Aluminium bars, rods and profiles	187	193	6	2	-99%
Constructions and parts of constructions (bridges and elements of bridges, towers, pylons, pillars, columns, framework ...	43	71	59	159	124%
Sheets and thin strips of copper (whether or not printed or fixed on paper, cardboard, plastics or similar substrates).	81	796	53	938	18%
Aluminium containers for compressed or liquefied gas	2	11	-	-	-100%
Aluminium tanks, drums, cans, cans and similar receptacles (including tubular cases ri...	99	278	128	432	55%
Aluminium plates, sheets and strip, of a thickness exceeding 0.2 mm	730	1039	937	1733	67%
Stranded wire, cables, plaited bands and the like, of aluminium, not electrically insulated	5	9	1570	3082	32,698%
Aluminium tubes and pipes	1	1	-	-	-100%
<b>ARMS AND AMMUNITION; PARTS AND ACCESSORIES THEREOF</b>	<b>69</b>	<b>178</b>	<b>52</b>	<b>132</b>	<b>-26%</b>
Bombs, grenades, torpedoes, mines, missiles, cartridges and other ammunition and projectiles, and parts thereof, including...	44	142	27	89	-37%
Swords, cutlasses, bayonets, lances and similar arms and parts thereof and scabbards and sheaths thereof	24	37	26	43	18%
<b>Cars &amp; Second-hand goods</b>	<b>20,598</b>	<b>7963</b>	<b>15994</b>	<b>10,087</b>	<b>27%</b>
<b>OTHER MADE-UP TEXTILE ARTICLES; SETS; WORN CLOTHING AND WORN TEXTILE ARTICLES; RAGS</b>	<b>17,560</b>	<b>8507</b>	<b>17,152</b>	<b>6511</b>	<b>-23%</b>
Second-hand goods	14,471	4138	15729	4577	11%
Other made-up articles, including dress patterns	68	76	7	18	-77%
Other furnishing articles, excluding those of heading 9404	1793	3480	324	615	-82%
Tarpaulins and awnings; tents; sails for boats, windsurfers or sand yachts; camp items ...	22	5	51	90	1611%
Rags, twines, ropes and ropes, of textile materials, in the form of waste or end-of-life articles, etc.	601	117	36	9	-92%
Blankets and travelling rugs	167	159	138	116	-27%
Bedlinen, table linen, toilet linen and kitchen linen	4	11	5	2	-86%



Products	Jan-March 2022		Jan-March 2023		Evolution (B)/(A)-1
	Quantity (t)	Fob Value (M.CFAF) (A)	Quantity (t)	Fob Value (M.CFAF) (B)	
Packaging bags and sachets	351	426	838	902	112%
Curtains (including drapes) and interior blinds; curtain or bed valances	83	95	23	182	92%
<b>OTHER VEGETABLE TEXTILE FIBRES; PAPER YARN AND WOVEN FABRICS OF PAPER YARN</b>	<b>434</b>	<b>138</b>	<b>745</b>	<b>329</b>	<b>139%</b>
Coconut, abaca (Manila hemp or Musa textilis Nee), ramie and other vegetable textile fibres not specified or c...	357	128	430	170	33%
Yarn of jute or of other textile bast fibres of heading 5303	-	-	137	47	
<b>Flax, raw or worked but not spun; flax tow and waste (including yarn waste and garnetted stock)...</b>	<b>77</b>	<b>10</b>	<b>40</b>	<b>65</b>	<b>560%</b>
Woven fabrics of jute or of other textile bast fibres of heading 5303	-	-	137	47	
<b>OTHER BASE METALS; CERMETS; ARTICLES THEREOF</b>	<b>25</b>	<b>112</b>	<b>-</b>	<b>-</b>	<b>-100%</b>
Magnesium and articles thereof, including waste and scrap	25	112	-	-	-100%
<b>WOOD AND ARTICLES OF WOOD; WOOD CHARCOAL</b>	<b>148</b>	<b>488</b>	<b>279</b>	<b>105</b>	<b>-79%</b>
Tableware and kitchenware, of wood	2	1	-	-	-100%
Other articles of wood	0	0	-	-	-100%
Plywood, veneered panels and similar laminated wood	37	22	245	98	352%
Hardwood; split poles; piles and pickets of wood, pointed but not sawn lengthwise; wood simply stripped of its...	28	8	-	-	-100%
Cases, boxes, crates, cylinders and similar packaging, of wood; drums (reels) for cables, of wood;...	14	5	0	0	-99%
Joinery and structural parts for construction, including cellular panels, panels with...	66	452	33	6	-99%
<b>BEVERAGES, SPIRITS AND VINEGAR</b>	<b>12,892</b>	<b>7660</b>	<b>19,347</b>	<b>14,738</b>	<b>92%</b>
Undenatured ethyl alcohol of an alcoholic strength by volume of 80% vol. or more; ethyl alcohol and spirits ...	6740	3815	12,680	9773	156%
Undenatured ethyl alcohol of an alcoholic strength by volume of less than 80% vol.; eaux-de-vie, liqueurs and other ...	547	907	438	591	-35%
Other fermented drinks (cider, perry, mead, sake, for example); mixtures of fermented drinks and mixtures ...	7	3	36	7	180%
Malt beers	818	275	1463	594	116%
Waters, including mineral waters and aerated waters, containing added sugar or other sweetening matter or flavouring...	1677	511	1304	1601	213%
Waters, including natural or artificial mineral waters and aerated waters, not containing added sugar or...	76	177	4	16	-91%
Vermouths and other wines of fresh grapes prepared using plants or aromatic substances...	64	74	36	58	-22%
Edible vinegar and vinegar substitutes obtained from acetic acid	38	3	15	13	303%
Wine of fresh grapes, including fortified wines; grape must, other than that of heading 2009...	2925	1896	2681	1729	-9%
<b>COCOA AND COCOA PREPARATIONS</b>	<b>312</b>	<b>289</b>	<b>228</b>	<b>268</b>	<b>-7%</b>



Products	Jan-March 2022		Jan-March 2023		Evolution (B)/(A)-1
	Quantity (t)	Fob Value (M.CFAF) (A)	Quantity (t)	Fob Value (M.CFAF) (B)	
Chocolate and other food preparations containing cocoa	298	247	188	194	-21%
Cocoa powder, not containing added sugar or other sweetening matter	15	43	40	74	73%
<b>COFFEE, TEA, MATÉ AND SPICES</b>	<b>3</b>	<b>6</b>	<b>1</b>	<b>3</b>	<b>-56%</b>
Ginger, saffron, turmeric (curcuma), thyme, bay leaves, curry and other spices	3	6	1	3	-56%
<b>RUBBER AND ARTICLES THEREOF</b>	<b>6739</b>	<b>7486</b>	<b>5782</b>	<b>7204</b>	<b>-4%</b>
Hygiene or pharmaceutical articles (including pacifiers), of vulcanized rubber, uncured, whether or not with parts made of ...	108	475	51	268	-44%
Other articles of vulcanised rubber other than hard rubber	7	7	1	2	-67%
<b>RUBBER AND ARTICLES THEREOF</b>	<b>36</b>	<b>69</b>	<b>-</b>	<b>-</b>	<b>-100%</b>
Synthetic and artificial rubber for rubber derived from oils, in primary forms or in plates, sheets, etc.	64	46	42	32	-30%
Inner tubes, of rubber	67	30	-	-	-100%
Conveyor or transmission belts or belting, of vulcanised rubber	32	46	38	85	85%
Plates, sheets, strip, rods and profile shapes, of vulcanised rubber other than hard rubber	-	-	6	39	
<b>New pneumatic tyres, of rubber</b>	<b>6008</b>	<b>5365</b>	<b>4947</b>	<b>5870</b>	<b>9%</b>
Retreaded or used pneumatic tyres of rubber; solid or cushion tyres, tyre treads and tyre flaps, of rubber	71	28	465	353	1172%
Tubes, pipes and hoses, of vulcanised rubber other than hard rubber, with or without their fittings (for example, joints, elbows, flanges)	61	877	31	16	-98%
Clothing and clothing accessories (including gloves, mittens and mittens) of uncured vulcanized rubber,...	284	544	150	428	-21%
<b>CEREALS</b>	<b>576,998</b>	<b>87758</b>	<b>458,200</b>	<b>110,060</b>	<b>25%</b>
Wheat and meslin	215,194	40,768	236837	50,082	23%
Maize (corn)	17,207	3405	7312	1408	-59%
Rice	344,598	43586	211,885	57,198	31%
Grain sorghum	-	-	2166	1372	
<b>FOOTWEAR, GAITERS AND THE LIKE; PARTS OF SUCH ARTICLES</b>	<b>860</b>	<b>853</b>	<b>1381</b>	<b>2192</b>	<b>157%</b>
Other footwear	12	4	3	2	-58%
Other footwear with outer soles and uppers of rubber or plastics	484	330	796	1679	409%
Footwear with outer soles of rubber, plastics, leather or composition leather and uppers of leather	62	373	30	296	-21%
Footwear with outer soles of rubber, plastics, leather or composition leather and uppers of textile materials	1	6	1	0	-99%
Impervious footwear with outer soles and uppers of rubber or plastics, the uppers of which have not been ...	16	17	5	17	0%





Products	Jan-March 2022		Jan-March 2023		Evolution (B)/(A)-1
	Quantity (t)	Fob Value (M.CFAF) (A)	Quantity (t)	Fob Value (M.CFAF) (B)	
<b>FOOTWEAR, GAITERS AND THE LIKE; PARTS OF SUCH ARTICLES</b>	274	86	-	-	-100%
Parts of footwear (including uppers whether or not attached to soles other than outer soles); sole...	11	37	-	-	-100%
<b>HEADGEAR AND PARTS THEREOF</b>	5	7	5	33	363%
Other headgear, whether or not lined or trimmed	5	7	5	17	134%
Hats and other headgear, knitted or made with lace, felt or other t ...	-	-	1	16	
<b>MINERAL FUELS, MINERAL OILS AND PRODUCTS OF THEIR DISTILLATION; BITUMINOUS SUBSTANCES; MINERAL WAXES...</b>	428999	171,913	346,179	236508	38%
Pitch and pitch coke, obtained from coal tar or from other mineral tars	1452	909	1947	1586	74%
Petroleum coke, petroleum bitumen and other residues of petroleum oils or of bituminous minerals...	16,082	5298	11,498	4650	-12%
Petroleum gases and other gaseous hydrocarbons	12,924	7027	26547	13,424	91%
Coal; briquettes, pellets and similar solid fuels obtained from hard coal...	-	-	535	165	
<b>Petroleum oils or oils obtained from bituminous minerals, other than crude oils; preparations not specified or included ...</b>	398,340	158,547	305,458	216,496	37%
Oils and other products of the distillation of high temperature coal tar; analog products ...	53	40	37	36	-11%
Bituminous mixtures based on natural asphalt or bitumen, petroleum bitumen, mineral tar or pitch ...	96	52	5	2	-95%
Vaseline; paraffin, microcrystalline petroleum wax, slack wax, ozokerite, lignite wax, peat wax, other ...	53	40	153	148	267%
<b>COTTON</b>	37	38	428	129	241%
Cotton, not carded or combed	20	26	20	33	25%
Woven fabrics of cotton, containing 85 % or more by weight of cotton, weighing not more than 200 g/m <sup>2</sup>	17	12	380	91	684%
Woven fabrics of cotton, containing less than 85 % by weight of cotton, mixed mainly or solely with man-made fibres, ...	-	-	28	5	
<b>COPPER AND ARTICLES THEREOF</b>	33	97	39	212	120%
Copper tube or pipe fittings (for example, couplings, elbows, sleeves)	0	80	-	-	-100%
Other articles of copper	7	3	-	-	-100%
Copper wire	4	8	22	124	1383%
Spikes, nails, tacks, pointed crampons and similar articles, of copper or with shank of iron or steel and ...	22	6	3	11	81%
Stranded wire, cables, plaited bands and the like, of copper, not electrically insulated	-	-	14	78	
<b>PERSONAL EFFECTS</b>	2,330	853	4060	1398	64%
<b>FERTILISERS</b>	22,274	8461	116,527	39901	372%





Products	Jan-March 2022		Jan-March 2023		Evolution (B)/(A)-1
	Quantity (t)	Fob Value (M.CFAF) (A)	Quantity (t)	Fob Value (M.CFAF) (B)	
Fertilizers of animal or vegetable origin, whether or not mixed together or chemically treated; fertilizer resulting from the mixture ...	0	0	-	-	-100%
Mineral or chemical fertilisers, nitrogenous	14,349	5583	73,468	22386	301%
Mineral or chemical fertilizers containing two or three of the nutrients: nitrogen, phosphorus and potassium; others ...	7395	2,577	22987	10,489	307%
Mineral or chemical fertilisers, phosphatic	424	276	-	-	-100%
Mineral or chemical fertilisers, potassic	81	17	20,071	7026	41,618%
<b>KNITTED OR CROCHETED FABRICS</b>	-	-	<b>13</b>	<b>88</b>	
<b>TANNING OR DYING EXTRACTS; TANNINS AND THEIR DERIVATIVES; PIGMENTS AND OTHER COLORING MATERIALS; PAINTS AND VARNISH ...</b>	<b>1556</b>	<b>2923</b>	<b>1339</b>	<b>1214</b>	<b>-58%</b>
Other colouring matter; preparations referred to in note 3 to this chapter, other than those of heading 3203, 3204 ...	387	643	372	414	-36%
Other paints and varnishes; prepared water pigments of a kind used for finishing leather ...	6	12	-	-	-100%
Colors for artistic painting, teaching, painting signs, modifying shades, entertaining ...	21	7	65	30	338%
Printing inks, writing or drawing inks and other inks, whether or not concentrated or in solid form ...	24	913	53	148	-84%
Glazier's putty, resin cements and other putties; coatings used in painting; non-refractory plasters of ...	33	13	483	134	960%
Colouring matter of vegetable or animal origin (including dye extracts, but excluding blacks ...	1	10	4	9	-10%
Synthetic organic colouring matter, whether or not chemically defined; preparations referred to in note 3...	59	118	54	100	-15%
Paints and varnishes based on synthetic polymers or modified natural polymers, dispersed or dissolved in a...	906	1007	129	22	-98%
Paints and varnishes based on synthetic polymers or modified natural polymers, dispersed or dissolved in a...	108	171	149	337	97%
Pigments (including metallic powders and flakes) dispersed in non-aqueous media, in liquid form, etc.	3	6	-	-	-100%
Pigments, opacifiers and prepared colours, vitrifiable compositions, engobes, liquid glosses and preparations if similar...	-	-	26	4	
<b>Prepared driers</b>	9	23	5	16	-29%
<b>MAN-MADE STAPLE FIBRES</b>	<b>797</b>	<b>1286</b>	<b>713</b>	<b>1050</b>	<b>-18%</b>
Artificial filament tow	-	-	61	16	
<b>Synthetic filament cables</b>	-	-	43	57	
<b>Synthetic staple fibres, not carded, combed or otherwise processed for spinning ...</b>	780	1239	599	946	-24%
Sewing thread of man-made staple fibres, whether or not put up for retail sale	3	11	10	31	179%
Yarn (other than sewing thread) of synthetic staple fibres, not put up for retail sale	14	36	-	-	-100%
<b>MAN-MADE FILAMENTS; STRIP AND THE LIKE OF MAN-MADE TEXTILE MATERIALS</b>	<b>917</b>	<b>165</b>	<b>582</b>	<b>110</b>	<b>-33%</b>



Products	Jan-March 2022		Jan-March 2023		Evolution (B)/(A)-1
	Quantity (t)	Fob Value (M.CFAF) (A)	Quantity (t)	Fob Value (M.CFAF) (B)	
Sewing thread of man-made filaments, whether or not put up for retail sale ...	23	5	-	-	-100%
Synthetic filament yarn (other than sewing thread), not put up for retail sale, including ...	3	11	-	-	-100%
Woven fabrics of synthetic filament yarn, including woven fabrics obtained from products of heading 5404...	891	149	582	110	-26%
<b>CAST IRON, IRON AND STEEL</b>	<b>64,910</b>	<b>30383</b>	<b>68,845</b>	<b>27490</b>	<b>-10%</b>
Bars of iron or non-alloy steel, simply forged, hot-rolled or extruded, as well as those which have undergone ...	22	11	628	219	1816%
Bars and sections of other alloy steel; hollow bars for drilling in alloyed or non-alloyed steels ...	27	7	4	1	-86%
Semi-finished products of iron or non-alloy steel	35337	13,738	34223	12,046	-12%
Ferro-alloys	625	687	715	490	-29%
Bars and rods, hot-rolled, in irregularly wound coils, of iron or non-alloy steel	7462	3244	5997	2317	-29%
Wire of iron or non-alloy steel	79	113	101	113	0%
Granules and powders, of pig iron, spiegeleisen, iron or steel	-	-	3	1	
<b>Flat-rolled products of stainless steel, of a width of 600 mm or more</b>	<b>63</b>	<b>63</b>	<b>244</b>	<b>90</b>	<b>42%</b>
Flat-rolled products of other alloy steel, of a width of 600 mm or more	110	143	28	82	-42%
Flat-rolled products of iron or non-alloy steel, of a width of 600 mm or more, hot-rolled, not clad, plated...	1389	868	1717	926	7%
Flat-rolled products of iron or non-alloy steel, of a width of 600 mm or more, cold-rolled, not clad, plated...	3274	2442	-	-	-100%
Flat-rolled products of iron or non-alloy steel, of a width of 600 mm or more, plated or coated...	12,973	7160	8624	4174	-42%
Flat-rolled products of iron or non-alloy steel, of a width of less than 600 mm, not clad, plated or coated...	972	534	29	14	-97%
Flat-rolled products of iron or non-alloy steel, of a width of less than 600 mm, clad, plated or coated...	105	74	50	35	-53%
Sections of iron or non-alloy steel	2473	1298	3218	1351	4%
<b>EDIBLE FRUITS; PEEL OF CITRUS FRUITS OR MELONS</b>	<b>2558</b>	<b>619</b>	<b>2557</b>	<b>1119</b>	<b>81%</b>
Apricots, cherries, peaches (including nectarines), plums and sloes, fresh	2	0	-	-	-100%
Citrus fruits, fresh or dried	237	44	238	584	1226%
Apples, pears and quinces, fresh	2278	564	2188	509	-10%
Grapes, fresh or dried	41	10	18	4	-57%
<b>GUMS, RESINS AND OTHER VEGETABLE SUKS AND EXTRACTS</b>	<b>20</b>	<b>415</b>	<b>23</b>	<b>249</b>	<b>-40%</b>
Lac; natural gums, resins, gum-resins and oleoresins (for example, balsams)	-	-	1	4	
<b>Vegetable saps and extracts; pectics, pectinates and pectates; agar-agar and other mucilages and thickeners ...</b>	<b>20</b>	<b>415</b>	<b>21</b>	<b>246</b>	<b>-41%</b>



Products	Jan-March 2022		Jan-March 2023		Evolution (B)/(A)-1
	Quantity (t)	Fob Value (M.CFAF) (A)	Quantity (t)	Fob Value (M.CFAF) (B)	
<b>OILSEEDS AND OIL FRUITS; MISCELLANEOUS SEEDS, SEEDS AND FRUITS; INDUSTRIAL OR MEDICINAL PLANTS; STRAWS AND ...</b>	<b>94</b>	<b>690</b>	<b>24</b>	<b>426</b>	<b>-38%</b>
Other oil seeds and oleaginous fruits, whether or not broken	4	54	2	38	-30%
Hop cones, fresh or dried, whether or not crushed, ground or in the form of pellets; lupulin	33	138	-	-	-100%
Flours and meals of oil seeds or oleaginous fruits, other than those of mustard	23	20	-	-	-100%
Seeds, fruit and spores for sowing	33	479	22	388	-19%
<b>ANIMAL OR VEGETABLE FATS AND OILS; PRODUCTS OF THEIR DISSOCIATION; PREPARED DIETARY FATS; WAXES ...</b>	<b>18,943</b>	<b>13,125</b>	<b>31,602</b>	<b>21,922</b>	<b>67%</b>
Other oils and their fractions, obtained solely from olives, whether or not refined, but not chem...	26	17	2	5	-70%
Animal or vegetable fats and oils and their fractions, cooked, oxidized, dehydrated, sulphurised, puffed, s ...	134	179	112	180	0%
Animal or vegetable fats and oils and their fractions, partially or totally hydrogenated, unesterified ...	190	239	-	-	-100%
Palm oil and its fractions, whether or not refined, but not chemically modified	15,031	10,524	28,513	20,491	95%
Soya-bean oil and its fractions, refined or not, but not chemically modified	111	93	-	-	-100%
Olive oil and its fractions, whether or not refined, but not chemically modified	65	70	16	37	-48%
Sunflower, safflower or cotton-seed oils and their fractions, whether or not refined, but not chemically modified ...	120	11	14	15	36%
Margarine; food mixtures or preparations of animal or vegetable fats or oils or of fractions of ...	3,265	1991	2944	1194	-40%
<b>CLOCKS AND WATCHES AND PARTS THEREOF</b>	<b>18</b>	<b>11</b>	<b>20</b>	<b>12</b>	<b>7%</b>
Alarm clocks, clocks, clocks and similar horological appliances, with non-watch movement ...	18	11	20	12	7%
<b>ESSENTIAL OILS AND RESINOIDS; PERFUMERY OR TOILET PRODUCTS PREPARED AND COSMETIC PREPARATIONS ...</b>	<b>1,688</b>	<b>13,635</b>	<b>1,064</b>	<b>4,167</b>	<b>-69%</b>
Essential oils (terpene less or not), including those called "concrete" or "absolute"; resinoids; oleores ...	4	11	-	-	-100%
Mixtures of odoriferous substances and mixtures (including alcoholic solutions) based on one or more ...	1,462	5972	934	3837	-36%
Perfumes and toilet waters	17	3	-	-	-100%
Preparations for pre-shaving, shaving or aftershave, body deodorants, bath preparations, depi ...	9	21	3	2	-90%
Preparations for oral or dental hygiene, including powders and creams to facilitate the adhesion of teeth...	74	115	44	50	-57%
Prepared beauty or make-up products and preparations for maintaining or caring for the skin, other than...	45	39	36	114	191%
<b>OPTICAL, PHOTOGRAPHY OR CINEMATOGRAPHY, MEASURING, CONTROL OR PRECISION INSTRUMENTS AND APPARATUS; ...</b>	<b>1012</b>	<b>5,393</b>	<b>737</b>	<b>2,578</b>	<b>-52%</b>
X-ray apparatus and apparatus using alpha, beta or gamma radiation, whether or not for medical, surgical, etc.	2	182	20	712	290%
Mechanotherapy apparatus; massage apparatus; psychotechnical apparatus; ozone therapy, oxygen therapy ...	9	2	0	3	70%
Apparatus and equipment for photographic or cinematographic laboratories, not elsewhere specified or included in...	7	7	0	2	-67%



Products	Jan-March 2022		Jan-March 2023		Evolution (B)/(A)-1
	Quantity (t)	Fob Value (M.CFAF) (A)	Quantity (t)	Fob Value (M.CFAF) (B)	
Orthopedic articles and apparatus, including medico-surgical belts and bandages and crutches; harness ...	-	-	5	11	
<b>Gas, liquid or electricity meters, including meters for their calibration</b>	243	2624	10	34	-99%
Density meters, hydrometers, liquid scales and similar floating instruments, thermometers, pyrometers, barometers, hygrom...	1	9	20	44	376%
Drawing, plotting or calculating instruments (drawing machines, pantographs, protractors, math cases, etc.	-	-	50	9	
<b>Instruments and devices for geodesy, topography, surveying, levelling, photogrammetry, hydrography, etc.</b>	1	59	-	-	-100%
Instruments and apparatus for physical or chemical analyzes (polarimeters, refractometers, spectrometers, analysis, etc.	8	53	-	-	-100%
Instruments and apparatus for medicine, surgery, dentistry or veterinary art, including appliances...	623	549	480	1401	155%
Instruments and apparatus for measuring or controlling flow, level, pressure or other characteristics...	1	48	3	169	251%
Automatic regulating or controlling instruments and apparatus	78	1011	140	12	-99%
Measuring or checking instruments, apparatus and machines, not specified or included elsewhere in this chapter...	11	188	1	49	-74%
Instruments, apparatus and models designed for demonstration (in education or exhibitions, for example) ...	10	631	-	-	-100%
Lenses, prisms, mirrors and other optical elements in any material, mounted, for instruments or apparatus, ...	1	5	-	-	-100%
Spectacles, goggles and the like, corrective, protective or other	0	4	5	17	363%
Compound optical microscopes, including those for photomicrography, cinephotomicrography or microprojection	-	-	1	48	
<b>Frames and mountings for spectacles, goggles or the like, and parts thereof</b>	13	19	-	-	-100%
Oscilloscopes, spectrum analyzers and other instruments and apparatus for measuring or controlling quantities ...	0	1	1	66	11,327%
Parts and accessories not specified or included elsewhere in this chapter, for machines, apparatus, instruments, etc.	3	2	3	2	-27%
<b>TOYS, GAMES AND SPORTS REQUISITES; PARTS AND ACCESSORIES THEREOF</b>	<b>164</b>	<b>258</b>	<b>22</b>	<b>21</b>	<b>-92%</b>
Articles and equipment for physical culture, gymnastics, athletics, other sports (including tennis ...	42	89	-	-	-100%
Fishing rods, hooks and other articles for angling; landing nets for all purposes; lures (other than ...	3	1	-	-	-100%
<b>TOYS, GAMES AND SPORTS REQUISITES; PARTS AND ACCESSORIES THEREOF</b>	<b>4</b>	<b>13</b>	<b>-</b>	<b>-</b>	<b>-100%</b>
Roundabouts, swings, shooting galleries and other fairground amusements; travelling circuses and travelling menageries; travelling theatres	5	1	-	-	-100%
Tricycles, scooters, pedal cars and similar wheeled toys; prams and strollers for dolls; dolls; ...	110	154	22	21	-86%
<b>WOOL, FINE OR COARSE ANIMAL HAIR; HORSEHAIR YARN AND WOVEN FABRIC</b>	<b>507</b>	<b>89</b>	<b>125</b>	<b>32</b>	<b>-64%</b>
Waste of wool or of fine or coarse animal hair, including yarn waste but excluding garnetted stock ...	-	-	125	32	
<b>Woven fabrics of combed wool or of combed fine animal hair</b>	<b>507</b>	<b>89</b>	<b>-</b>	<b>-</b>	<b>-100%</b>
<b>MILK AND DAIRY PRODUCTS; BIRD EGGS; NATURAL HONEY; EDIBLE PRODUCTS OF ANIMAL ORIGIN, NOT SPECIFIED ...</b>	<b>5631</b>	<b>14,045</b>	<b>4288</b>	<b>8085</b>	<b>-42%</b>



Products	Jan-March 2022		Jan-March 2023		Evolution (B)/(A)-1
	Quantity (t)	Fob Value (M.CFAF) (A)	Quantity (t)	Fob Value (M.CFAF) (B)	
Buttermilk, curdled milk and cream, yoghurt, kephir and other fermented or acidified milk and cream, whether or not concentrated ...	7	6	26	55	877%
Butter and other fats and oils derived from milk; dairy spreads	1	3	-	-	-100%
Cheese and curd	101	243	25	93	-62%
Whey, whether or not concentrated or containing added sugar or other sweetening matter; products consisting of natural components...	254	207	712	612	196%
Milk and cream, concentrated or containing added sugar or other sweetening matter	5226	13,533	3236	7020	-48%
Milk and cream, not concentrated nor containing added sugar or other sweetening matter	30	20	189	90	361%
Birds' eggs, not in shell, and egg yolks, fresh, dried, cooked by steaming or by boiling in water, moulded...	12	34	-	-	-100%
<b>EDIBLE VEGETABLES AND CERTAIN ROOTS AND TUBERS</b>	<b>1685</b>	<b>427</b>	<b>975</b>	<b>426</b>	<b>0%</b>
Dried leguminous vegetables, shelled, whether or not skinned or split	310	216	546	249	15%
Dried vegetables, whether or not cut into pieces or slices or crushed or ground, but not further prepared...	4	14	17	52	271%
Onions, shallots, garlic, leeks and other alliaceous vegetables, fresh or chilled	1291	170	201	31	-82%
Potatoes, fresh or chilled	80	27	207	74	175%
<b>CORK AND ARTICLES OF CORK</b>	<b>2</b>	<b>15</b>	<b>8</b>	<b>40</b>	<b>170%</b>
Agglomerated cork (with or without a binding substance) and articles of agglomerated cork	1	9	5	28	222%
Articles of natural cork	1	6	2	12	96%
<b>ELECTRICAL MACHINES, APPARATUS AND EQUIPMENT AND THEIR PARTS; RECORDING OR SOUND REPRODUCTION APPARATUS ...</b>	<b>8203</b>	<b>22,493</b>	<b>2540</b>	<b>9544</b>	<b>-58%</b>
Electric accumulators, including their separators, whether or not square or rectangular	382	440	346	223	-49%
Switchgear for breaking, isolating, protection, branching, connection or connection of...	15	92	-	-	-100%
Switchgear for breaking, isolating, protection, branching, connection or connection of...	55	289	34	385	33%
Radar apparatus, radio navigational aid apparatus and radio remote control apparatus...	0	4	-	-	-100%
Transmission apparatus for radio broadcasting or television, whether or not incorporating reception apparatus or apparatus.	7	49	-	-	-100%
Sound recording apparatus; sound reproducing apparatus; sound recording and reproducing devices...	2	1	-	-	-100%
Electrical acoustic or visual signalling devices (bells, sirens, annunciator panels, devices with...	6	71	-	-	-100%
Electromechanical appliances with incorporated electric motor, for household use, other than vacuum cleaners of heading 8508...	53	33	80	70	113%
Electric ignition or starting apparatus and devices for spark-ignition or compression-ignition engines.	80	2002	-	-	-100%





Products	Jan-March 2022		Jan-March 2023		Evolution (B)/(A)-1
	Quantity (t)	Fob Value (M.CFAF) (A)	Quantity (t)	Fob Value (M.CFAF) (B)	
Electric water heaters and immersion heaters; electrical appliances for space heating, underfloor heating or for general use...	188	79	33	11	-86%
Electrical capacitors, fixed, variable or adjustable	0	5	0	10	122%
Waste and scrap of primary cells, primary batteries and electric accumulators; spent primary cells and primary batteries ...	23	6	-	-	-100%
Diodes, transistors and similar semiconductor devices; photosensitive semiconductor devices, including...	830	3466	70	149	-96%
Disks, tapes, non-volatile semiconductor-based data storage devices, "smart cards" ...	0	0	-	-	-100%
Carbon electrodes, carbon brushes, carbon brushes for lamps or for batteries and other articles of graphite or of ...	461	701	92	182	-74%
Wires, cables (including coaxial cables) and other conductors insulated for electricity (even painted or oxidized ...	379	747	516	1463	96%
Industrial or laboratory electric furnaces, including those operating by induction or by dielectric losses.	7	11	5	11	4%
Electric generating sets and rotary converters	651	3279	528	2100	-36%
Electrical insulators of any material	78	85	-	-	-100%
Portable electric lamps, intended to operate using their own energy source (batteries, accumulators, etc.	-	-	73	245	
<b>Incandescent or gas-discharge electric lamps and tubes, including articles known as "sealed headlights and projectors" ...</b>	205	50	27	9	-82%
Electrical machines and apparatus, having individual functions, not specified or included elsewhere in this chapter	3	9	6	132	1446%
Machines and apparatus for brazing or welding (even those capable of cutting), electric (including those using hot gas...	3	18	4	59	227%
<b>ELECTRICAL MACHINES, APPARATUS AND EQUIPMENT AND THEIR PARTS; RECORDING OR SOUND REPRODUCTION APPARATUS ...</b>	104	151	-	-	-100%
Microphones and their stands; loudspeakers, whether or not mounted in their enclosures; headsets and headphones, even ...	204	66	-	-	-100%
Monitors and projectors, not incorporating television reception apparatus; television receivers ...	199	1583	93	633	-60%
Electric motors and generators (excluding generating sets)	1091	4,247	8	133	-97%
Parts recognizable as being exclusively or mainly intended for apparatus of heading Nos 8525 to 8528 ...	238	271	160	231	-15%
Parts recognizable as being exclusively or mainly intended for apparatus of heading 8535, 8536 or 8537 ...	27	80	69	235	194%
Parts recognizable as being exclusively or mainly intended for machines of heading 8501 or 8502...	377	1085	6	70	-94%
Insulating parts, entirely of insulating materials or comprising simple metal assembly parts (sockets ...	73	76	-	-	-100%
Primary cells and primary batteries	1072	84	-	-	-100%
Telephone sets for users, including telephones for cellular networks and for other wireless networks; ...	27	444	13	89	-80%
Tables, panels, consoles, desks, cupboards and other supports comprising several devices of heading 8535 or 8536...	95	1055	120	1180	12%



Products	Jan-March 2022		Jan-March 2023		Evolution (B)/(A)-1
	Quantity (t)	Fob Value (M.CFAF) (A)	Quantity (t)	Fob Value (M.CFAF) (B)	
Electrical transformers, static converters (for example, rectifiers) and inductors	1265	1916	241	1608	-16%
<b>ALBUMINOIDAL SUBSTANCES; MODIFIED STARCHES; GLUES; ENZYMES</b>	<b>452</b>	<b>803</b>	<b>721</b>	<b>740</b>	<b>-8%</b>
Casein, caseinates and other casein derivatives; casein glues	187	339	-	-	-100%
Glues and other prepared adhesives, not elsewhere specified or included; products of all kinds for use as glues or ...	161	217	280	366	69%
Dextrin and other modified starches and starches (for example, pre-gelatinized or esterified starches); coll...	61	49	409	296	508%
Enzymes; prepared enzymes not elsewhere specified or included	44	198	32	78	-61%
<b>PLASTICS AND ARTICLES THEREOF</b>	<b>32,453</b>	<b>29915</b>	<b>33,819</b>	<b>26958</b>	<b>-10%</b>
Articles for transport or packaging, of plastics; stoppers, lids, caps and other devices ...	4143	5508	2189	2586	-53%
Equipment for construction, of plastics, not elsewhere specified or included ...	25	30	28	1	-96%
Other articles of plastics and articles of other materials of headings 3901 to 3914	644	1080	631	917	-15%
Other plates, sheets, film, foil and strip, of plastics	366	698	322	648	-7%
Other plates, sheets, film, tapes and strips, of non-cellular plastics, not reinforced or...	2009	3211	1826	3579	11%
Baths, showers, sinks, washbasins, bidets, lavatories and their seats and covers, flush tanks ...	126	17	-	-	-100%
Cellulose and its chemical derivatives, not elsewhere specified or included, in primary forms	183	386	76	292	-24%
Waste, parings and scrap, of plastics	34	2	-	-	-100%
Ion-exchangers based on polymers of headings 3901 to 3913, in primary forms	-	-	11	39	
<b>PLASTICS AND ARTICLES THEREOF</b>	<b>13</b>	<b>3</b>	<b>-</b>	<b>-</b>	<b>-100%</b>
Monofilaments of which the largest dimension of the cross section exceeds 1 mm (monofilaments), rods, sticks and profi...	539	139	145	21	-85%
Self-adhesive plates, sheets, film, foil, tape, strip and other flat shapes, of plastics, whether or not in rolls	1394	422	493	155	-63%
Polyacetals, other polyethers and epoxy resins, in primary forms; polycarbonates, alkyd resins, polyesters ...	8875	6720	6134	3986	-41%
Polyamides in primary forms	3	6	-	-	-100%
Acrylic polymers in primary forms	599	496	1099	1402	183%
Polymers of vinyl acetate or of other vinyl esters, in primary forms; other vinyl polymers, under ...	44	195	127	496	155%
Polymers of ethylene, in primary forms	6846	5092	9398	5813	14%
Polymers of propylene or of other olefins, in primary forms	2953	2561	5004	3278	28%
Polymers of vinyl chloride or of other halogenated olefins, in primary forms	1638	1253	2421	1723	37%
Polymers of styrene, in primary forms	432	388	279	153	-60%



Products	Jan-March 2022		Jan-March 2023		Evolution (B)/(A)-1
	Quantity (t)	Fob Value (M.CFAF) (A)	Quantity (t)	Fob Value (M.CFAF) (B)	
Natural polymers (alginic acid, for example) and modified natural polymers (hardened proteins, chemical derivatives, etc.	0	1	110	233	23,757%
Amino-resins, phenolic resins and polyurethanes, in primary forms	181	124	226	155	25%
Petroleum resins, coumarone-indene resins, polyterpenes, polysulfides, polysulfones and other mentio products...	-	-	9	44	
<b>Floor coverings of plastics, whether or not self-adhesive, in rolls or in the form of tiles or slabs, etc.</b>	549	82	660	65	-20%
Silicones in primary forms	-	-	44	9	
<b>Tubes and pipes and their accessories (joints, elbows, fittings, for example), in plastics, etc.</b>	321	450	1113	342	-24%
Tableware, kitchenware, other household articles and hygienic or toilet articles, of plastics	357	130	76	40	-69%
<b>FURNITURE; MEDICO-SURGICAL FURNITURE; BEDDING AND SIMILAR ARTICLES; LIGHTING DEVICES NOT SPECIFIED OR INCLUDED ...</b>	<b>2307</b>	<b>3464</b>	<b>1084</b>	<b>1968</b>	<b>-43%</b>
Lighting apparatus (including headlamps) and parts thereof, not elsewhere specified or included; lamps-claim ...	102	394	66	273	-31%
Other furniture and parts thereof	931	1480	600	441	-70%
Prefabricated constructions	769	1084	348	1185	9%
<b>FURNITURE; MEDICO-SURGICAL FURNITURE; BEDDING AND SIMILAR ARTICLES; LIGHTING DEVICES NOT SPECIFIED OR INCLUDED ...</b>	<b>8</b>	<b>6</b>	<b>-</b>	<b>-</b>	<b>-100%</b>
Furniture for medicine, surgery, dentistry or veterinary art (operating tables, examination tables, etc.	2	53	15	31	-43%
Seats (other than those of heading 9402), whether or not convertible into beds, and parts thereof	464	394	30	32	-92%
Bed bases; bedding and similar articles (mattresses, foot covers, eiderdowns, cushions, ottomans, pillows, ...	31	52	0	3	-95%
<b>ORES, SLAG AND ASH</b>	<b>349</b>	<b>25</b>	<b>-</b>	<b>-</b>	<b>-100%</b>
Other slag and ash, including seaweed ash (kelp); ash and residues from the incineration of municipal waste	328	21	-	-	-100%
Chromium ores and concentrates	22	4	-	-	-100%
<b>AIRCRAFT, SPACECRAFT, AND PARTS THEREOF</b>	<b>17</b>	<b>14</b>	<b>-</b>	<b>-</b>	<b>-100%</b>
Other floating structures (for example, rafts, tanks, coffer-dams, landing stages, buoys and beacons)	1	2	-	-	-100%
Lighthouse boats, pump boats, dredgers, crane pontoons and other boats for which navigation is not...	8	28	5950	42341	150,551 %
Yachts and other vessels for pleasure or sports; rowing boats and canoes	-	-	4	82	
<b>WORKS OF ART, COLLECTORS' PIECES AND ANTIQUES</b>	<b>0</b>	<b>1</b>	<b>0</b>	<b>1</b>	<b>12%</b>
Antiques of an age exceeding 100 years	-	-	0	1	
<b>Pictures, paintings and drawings, entirely handmade, excluding drawings of heading 4906 and articles manufa...</b>	<b>0</b>	<b>1</b>	<b>-</b>	<b>-</b>	<b>-100%</b>
<b>OILWELL SUPPLIES</b>	<b>657</b>	<b>4142</b>	<b>1131</b>	<b>14,023</b>	<b>239%</b>



Products	Jan-March 2022		Jan-March 2023		Evolution (B)/(A)-1
	Quantity (t)	Fob Value (M.CFAF) (A)	Quantity (t)	Fob Value (M.CFAF) (B)	
<b>WADDING, FELTS AND NON-WASTE; SPECIAL YARNS; TWINE, ROPES AND CORDAGE; CORDERIE ARTICLES ...</b>	<b>408</b>	<b>369</b>	<b>758</b>	<b>889</b>	<b>141%</b>
Articles of yarn, strip or the like of heading 5404 or 5405, twine, cordage, rope or cables, not elsewhere specified or included	-	-	23	29	
Twine, cordage, ropes and cables, whether or not plaited or braided and whether or not impregnated, coated, covered or sheathed with rubber or plastics	215	239	272	235	-2%
Nets with knotted mesh, in layers or in pieces, obtained from twine, cordage or ropes; made-up nets ...	135	46	65	122	164%
Nonwovens, whether or not impregnated, coated, covered or laminated	57	83	398	503	503%
<b>TOOLS AND EQUIPMENT, CUTLERY AND TABLE CUTLERY, OF BASE METAL; PARTS OF THESE ARTICLES, OF METAL...</b>	<b>255</b>	<b>2615</b>	<b>83</b>	<b>127</b>	<b>-95%</b>
Hand-operated mechanical appliances, weighing 10 kg or less, used in preparing, conditioning or serving...	88	64	-	-	-100%
Spades, shovels, pickaxes, picks, hoes, forks, rakes and scrapers; axes, bill hooks and similar tools ...	82	30	28	5	-84%
Hand-operated spanners and wrenches (including torque meter wrenches but not including tap wrenches); interchangeable spanner sockets, with or without handles	4	675	-	-	-100%
Knives and cutting blades, for machines or for mechanical appliances	1	9	0	5	-47%
Files, rasps, pliers (even cutting ones), pincers, tweezers, metal shears, pipe cutters, bolt cutters, carry ...	20	1744	40	53	-97%
Tools of at least two of headings 8202 to 8205, put up in sets for retail sale ...	1	2	-	-	-100%
Hand tools and tools (including glaziers' diamonds) not elsewhere specified or included; welding lamps and ...	41	38	15	64	69%
Interchangeable tools for hand tools, mechanical or not, or for machine tools (stamping, stamping, ...	3	20	-	-	-100%
Razors and razor blades (including razor blade blanks in strips)	4	28	-	-	-100%
Hand saws; saw blades of all kinds (including saw cutters and non-toothed saw blades)...	12	5	-	-	-100%
<b>ARTICLES OF SPARTERY OR OF BASKETWORK</b>	<b>20</b>	<b>18</b>	<b>-</b>	<b>-</b>	<b>-100%</b>
Plaits and similar articles of plaiting materials, whether or not assembled into strips; braiding materials, braids and arti ...	20	18	-	-	-100%
<b>MISCELLANEOUS MANUFACTURED ARTICLES</b>	<b>1642</b>	<b>848</b>	<b>1095</b>	<b>831</b>	<b>-2%</b>
Slates and boards for writing or drawing, whether or not framed	3	6	-	-	-100%
Brooms and brushes, whether or not forming parts of machines, apparatus or vehicles, mechanical brooms for ...	694	208	338	104	-50%
Insulating bottles and other mounted isothermal receptacles, whose insulation is provided by vacuum, as well as ...	128	59	241	105	77%
Tailors' dummies and other lay figures; automata and other animated displays used for shop window dressing	1	1	-	-	-100%
Styling combs, hairdressing combs, barrettes and the like; hair pins; pliers-guiches, waved ...	5	8	-	-	-100%
Sanitary napkins and tampons, nappies and diapers for babies and similar articles, of any material...	811	566	481	406	-28%
Ballpoint pens and pencils; pens and markers with felt or other porous tips; fountain pens and other ...	-	-	34	216	



Products	Jan-March 2022		Jan-March 2023		Evolution (B)/(A)-1
	Quantity (t)	Fob Value (M.CFAF) (A)	Quantity (t)	Fob Value (M.CFAF) (B)	
<b>MISCELLANEOUS ARTICLES OF BASE METAL</b>	<b>1472</b>	<b>1299</b>	<b>380</b>	<b>712</b>	<b>-45%</b>
Stoppers (including crown caps, screw caps and pourers), lids, capsul ...	638	1001	305	593	-41%
Padlocks, locks and bolts (keyed, secretive or electric), of base metal; clasps and frames-clasps co...	284	140	-	-	-100%
Safes, armoured doors and compartments for vaults, safes and security cassettes and similar articles...	-	-	9	3	
<b>Clasps, frames-clasps, buckles, buckles-clasps, staples, hooks, eyelets and similar articles, of metal...</b>	<b>2</b>	<b>10</b>	<b>-</b>	<b>-</b>	<b>-100%</b>
Wires, rods, tubes, plates, electrodes and similar articles, of base metal or of metal carbides, etc.	28	5	57	37	630%
Fittings, fittings and similar articles of base metal for furniture, doors, stairs, windows, shutters, etc.	518	142	-	-	-100%
Information plates, name plates, address plates and similar plates, numbers, letters and different signs...	-	-	6	70	
<b>Flexible tubing of base metal, with or without fittings</b>	<b>0</b>	<b>1</b>	<b>2</b>	<b>9</b>	<b>596%</b>
<b>ARTICLES OF LEATHER; CROPPERS OR SADDLES; TRAVEL ARTICLES, HANDBAGS AND SIMILAR CONTAINERS...</b>	<b>915</b>	<b>223</b>	<b>848</b>	<b>748</b>	<b>235%</b>
Saddlery or saddlery articles for all animals (including lines, leashes, knee pads, muzzles, etc.	-	-	1	0	
<b>Trunks, suitcases and cases, including toiletry cases and briefcases, towels, car ...</b>	<b>915</b>	<b>223</b>	<b>835</b>	<b>706</b>	<b>216%</b>
Articles of apparel and clothing accessories, of leather or of composition leather	-	-	1	16	
<b>ARTICLES OF IRON OR STEEL</b>	<b>10,343</b>	<b>17,571</b>	<b>10,163</b>	<b>13,066</b>	<b>-26%</b>
Tube or pipe fittings (for example, couplings, elbows, sleeves), of iron or steel	24	1873	9	23	-99%
Anchors, grapples and parts thereof, of cast iron, iron or steel	10	11	-	-	-100%
Household or household articles and parts thereof, of cast iron, iron or steel; steel or steel wool; epo ...	387	119	392	246	106%
Hygiene or toilet articles, and parts thereof, of cast iron, iron or steel	2	10	-	-	-100%
Other articles of iron or steel	652	1086	853	674	-38%
Other cast articles of iron or steel	118	107	87	44	-59%
Other tubes, pipes and hollow profiles (for example, open seam or welded, riveted or similarly closed), of iron or steel	882	764	2442	2820	269%
Chains, chains and parts thereof, of cast iron, iron or steel	5	14	1	6	-60%
Constructions and parts of constructions (bridges and parts of bridges, lock gates, towers, pylons, pillars, c ...	2813	6932	4326	6753	-3%
Elements of railway tracks, in cast iron, iron or steel: rails, guard rails and racks, needles, heart points, etc.	-	-	4	2	
<b>Sheet piling of iron or steel, whether or not drilled, punched or made from assembled elements; welded angles, shapes and sections, of iron or steel</b>	<b>25</b>	<b>59</b>	<b>-</b>	<b>-</b>	<b>-100%</b>
Stoves, boilers, cookers (including those which can be used incidentally for heating a hundred) ...	553	218	687	203	-7%
Spikes, nails, tacks, pointed crampons, corrugated or bevelled staples and similar articles, of cast iron, iron, etc.	39	8	-	-	-100%





Products	Jan-March 2022		Jan-March 2023		Evolution (B)/(A)-1
	Quantity (t)	Fob Value (M.CFAF) (A)	Quantity (t)	Fob Value (M.CFAF) (B)	
Containers for compressed or liquefied gas, of iron or steel	344	524	340	356	-32%
Tanks, tuns, vats and similar containers for all materials (except compressed or liquefied gases), ...	4	7	131	417	5578%
Tanks, drums, drums, cans, boxes and similar receptacles, for all materials (except co ...	59	115	60	74	-35%
Springs and leaf springs, of iron or steel	6	2	-	-	-100%
Artificial brambles of iron or steel; twists, barbed or not, of wire or strip of iron or steel, ...	27	63	-	-	-100%
Wire fabrics (including continuous or endless fabrics), netting and mesh, of iron or steel wire; ...	9	50	4	32	-37%
Stranded wires, cables, braids, slings and similar articles, of iron or steel, not electrically insulated ...	143	181	104	74	-59%
Tubes, pipes and hollow profiles, of cast iron	3369	2,577	-	-	-100%
Tubes, pipes and hollow profiles, seamless, of iron or steel	707	1024	569	1124	10%
Screws, bolts, nuts, lag screws, thread hooks, rivets, pins, dowels, keys, washers (including ...	164	1830	112	206	-89%
<b>ARTICLES OF STONE, PLASTER, CEMENT, ASBESTOS, MICA OR SIMILAR MATERIALS</b>	<b>2026</b>	<b>560</b>	<b>2792</b>	<b>757</b>	<b>35%</b>
Natural or artificial abrasives in powder or grains, applied to textile products, paper, cardboard or other ...	14	26	-	-	-100%
Slag wool, slag wool, rock wool and similar mineral wool; expanded vermiculite, expanded clays, ...	197	81	42	26	-67%
Wheels and similar articles, without frames, to grind, to defibrate, to grind, to sharpen, to polish, to rectify, to tran ...	3	1	0	3	158%
Articles of asbestos-cement, of cellulose fibre-cement or the like	16	7	-	-	-100%
Articles of asphalt or of similar products (e.g., petroleum pitch, pitches)	542	121	462	170	41%
Articles of cement, of concrete or of artificial stone, whether or not reinforced	4	30	5	2	-95%
Articles of stone or of other mineral materials (including carbon fibers, articles of these materials, etc.	119	162	382	332	104%
Articles of plaster or of compositions based on plaster	704	23	1652	54	133%
Worked freestone or building stones (other than slate) and articles thereof, excluding ...	425	110	249	170	55%
<b>PAPER AND PAPERBOARD; ARTICLES OF PAPER PULP, OF PAPER OR OF PAPERBOARD</b>	<b>26030</b>	<b>14,930</b>	<b>18,552</b>	<b>14,742</b>	<b>-1%</b>
Other paper and cardboard, uncoated or coated, in rolls or sheets, which has not undergone further processing.	2550	1312	1342	428	-67%
Other paper, cardboard, cellulose wadding and webs of cellulose fibres cut to size; other works in ...	461	238	215	169	-29%
Filter blocks, slabs and plates, of paper pulp	-	-	7	30	
<b>Boxes, bags, pouches, cones and other packaging made of paper, cardboard, cellulose wadding or webs of ...</b>	<b>4731</b>	<b>3220</b>	<b>3912</b>	<b>6428</b>	<b>100%</b>
Envelopes, letter cards, non-illustrated postcards and correspondence cards, of paper or cardboard; drinks ...	27	6	-	-	-100%
Labels of all kinds, in paper or cardboard, printed or not	250	695	169	691	-1%
Newsprint, in rolls or sheets	297	127	1072	587	362%



Products	Jan-March 2022		Jan-March 2023		Evolution (B)/(A)-1
	Quantity (t)	Fob Value (M.CFAF) (A)	Quantity (t)	Fob Value (M.CFAF) (B)	
Carbon papers, so-called "carbonless" papers and other papers for duplication or transfers (other than those of heading 4809...	114	117	-	-	-100%
Carbon papers, so-called "carbonless" papers and other papers for duplication or transfers (including papers ...	153	95	135	112	18%
Papers of a kind used for toilet papers and similar papers, cellulose wadding or fibre webs...	847	675	733	648	-4%
Papers of a kind used for toilet paper, for cleansing towels, for hand towels, for napkins, etc.	377	168	1038	825	391%
Paper and cardboard assembled flat by gluing, uncoated, surface coated or impregnated, even reinforced i...	178	105	-	-	-100%
Paper and board coated with kaolin or other inorganic substances on one or both sides, with or on ...	1327	754	1156	682	-10%
Kraft paper and paperboard, uncoated or coated, in rolls or sheets, other than that of heading 4802 or 4803 ...	8,635	4646	2693	1387	-70%
Corrugated paper and cardboard (even with covering by gluing), creped, pleated, embossed, embossed or perforated, in bearings...	6	8	-	-	-100%
Paper and paperboard, uncoated or coated, of a kind used for writing, printing or other graphic purposes...	3006	1522	2920	1667	10%
<b>PAPER AND PAPERBOARD; ARTICLES OF PAPER PULP, OF PAPER OR OF PAPERBOARD</b>	303	65	-	-	-100%
Paper, cardboard, cellulose wadding and cellulose fibre webs, coated, coated, impregnated, covered, collar, etc.	55	43	-	-	-100%
Paper, cardboard, cellulose wadding and cellulose fibre webs, coated, coated, impregnated, covered, collar, etc.	185	377	342	199	-47%
Registers, accounting books, notebooks (of notes, orders, receipts), agendas, memorandum pads, notepads ...	1311	438	515	373	-15%
Bobbins, spools, cops and similar supports, of paper pulp, paper or paperboard (whether or not perforated or hardened)	1218	320	2156	403	26%
<b>UMBRELLAS, SUN UMBRELLAS, WALKING STICKS, SEAT-STICKS, WHIPS, RIDING-CROPS AND PARTS THEREOF</b>	0	1	30	6	373%
<b>Umbrellas, parasols and parasols (including cane umbrellas, garden umbrellas and similar articles)...</b>	0	1	30	6	373%
<b>PULP OF WOOD OR OF OTHER FIBROUS CELLULOSIC MATERIAL; RECOVERED (WASTE AND SCRAP) PAPER OR PAPERBOARD...</b>	422	143	1195	1101	672%
Recycling paper or cardboard (waste and scrap)	91	36	74	36	1%
Chemical wood pulp, soda or sulphate, other than dissolving pastes	328	105	1121	1065	918%
Pulps of fibres derived from recovered (waste and scrap) paper or paperboard or of other fibrous cellulosic material...	2	2	-	-	-100%
<b>RAW HIDES AND SKINS (OTHER THAN FURSKINS) AND LEATHER</b>	6	21	11	53	156%
Tanned or crust hides and skins of bovine (including buffalo) or equine animals, without hair on, whether or not split, but not further prepared...	-	-	11	53	
<b>Leather further prepared after tanning or crusting, including parchment-dressed leather, of bovine (including buffalo)...</b>	6	21	-	-	-100%
<b>FURSKINS AND ARTIFICIAL FUR; MANUFACTURES THEREOF</b>	-	-	1	1	



Products	Jan-March 2022		Jan-March 2023		Evolution (B)/(A)-1
	Quantity (t)	Fob Value (M.CFAF) (A)	Quantity (t)	Fob Value (M.CFAF) (B)	
<b>NATURAL OR CULTURED PEARLS, PRECIOUS OR SIMILAR STONES, PRECIOUS METALS, METALS CLAD WITH PRECIOUS METALS AND...</b>	<b>104</b>	<b>843</b>	<b>45</b>	<b>145</b>	<b>-83%</b>
Diamonds, whether or not worked, but not mounted or set	0	2	-	-	-100%
Coin	104	840	-	-	-100%
Gemstones (precious or semi-precious) other than diamonds, whether or not worked or graded but not strung, mounted or ...	-	-	45	145	
<b>LIVE TREES AND OTHER PLANTS; BULBS, ROOTS AND THE LIKE; CUT FLOWERS AND ORNAMENTAL FOLIAGE</b>	<b>14</b>	<b>42</b>	<b>-</b>	<b>-</b>	<b>-100%</b>
Other live plants (including their roots), cuttings and slips; mushroom spawn	14	42	-	-	-100%
<b>PREPARED FEATHERS AND DOWN AND ARTICLES MADE OF FEATHERS OR OF DOWN; ARTIFICIAL FLOWERS; ARTICLES OF HAIR ...</b>	<b>16</b>	<b>20</b>	<b>-</b>	<b>-</b>	<b>-100%</b>
Artificial flowers, foliage and fruit and parts thereof; articles made of artificial flowers, foliage or fruit...	16	20	-	-	-100%
<b>FISH AND CRUSTACEANS, MOLLUSCS AND OTHER AQUATIC INVERTEBRATES</b>	<b>66,029</b>	<b>37629</b>	<b>109,932</b>	<b>82987</b>	<b>121%</b>
Flour, powder and pellets, of fish or of crustaceans, molluscs or other aquatic invertebrates, fit for human consumption	21	41	45	79	93%
Fish fillets and other fish meat (whether or not minced), fresh, chilled or frozen	25	16	-	-	-100%
Fish, frozen, excluding fish fillets and other fish meat of heading 0304	65983	37572	109,887	82907	121%
<b>POWDERS AND EXPLOSIVES; PYROTECHNICAL ARTICLES; MATCHES; PYROPHORIC ALLOYS; FLAMMABLE MATERIALS...</b>	<b>213</b>	<b>409</b>	<b>658</b>	<b>891</b>	<b>118%</b>
Prepared explosives, other than propellant powders	199	286	647	791	176%
Safety drills; detonating cords; primers and fulminating capsules; igniters; electric detonators ...	14	122	11	100	-18%
<b>PREPARATIONS OF CEREALS, FLOUR, STARCH OR MILK; PASTRYCOOKS' PRODUCTS</b>	<b>9628</b>	<b>16,897</b>	<b>7927</b>	<b>8737</b>	<b>-48%</b>
Malt extracts; food preparations of flour, groats, semolina, starches, starches or malt extracts, do not ...	8379	16,290	7305	8405	-48%
Pasta, whether or not cooked or stuffed (with meat or other substances) or otherwise prepared, such as...	785	242	478	189	-22%
Cereal-based products obtained by blowing or roasting (e.g., corn flakes); cereals (other than maize) ...	206	81	22	6	-92%
Bakery, pastry or biscuit products, whether or not containing added cocoa; hosts, empty seals ...	257	284	122	137	-52%
<b>MISCELLANEOUS EDIBLE PREPARATIONS</b>	<b>5110</b>	<b>5805</b>	<b>3538</b>	<b>5375</b>	<b>-7%</b>
Extracts, essences and concentrates of coffee, tea or maté and preparations with a basis of these products or with a basis of coffee ...	146	473	202	520	10%
Edible ice cream, whether or not containing cocoa	9	20	-	-	-100%
Yeasts (live or dead); other single-cell micro-organisms, dead (but not including vaccines of heading 3002); powders...	1083	1351	1068	1462	8%
Food preparations not elsewhere specified or included	799	1342	1456	2791	108%



Products	Jan-March 2022		Jan-March 2023		Evolution (B)/(A)-1
	Quantity (t)	Fob Value (M.CFAF) (A)	Quantity (t)	Fob Value (M.CFAF) (B)	
Sauces and preparations thereof; mixed condiments and mixed seasonings; mustard flour and meal and prepared mustard	3046	2,577	813	601	-77%
Preparations for soups, broths or broths; prepared soups, broths or broths; food preparations co ...	28	41	-	-	-100%
<b>PREPARATIONS OF VEGETABLES, FRUIT, NUTS OR OTHER PARTS OF PLANTS</b>	<b>7623</b>	<b>3272</b>	<b>7345</b>	<b>4711</b>	<b>44%</b>
Other vegetables prepared or preserved otherwise than by vinegar or acetic acid, frozen, other than products of heading 2006	25	10	75	58	456%
Other vegetables prepared or preserved otherwise than by vinegar or acetic acid, not frozen, other than p...	2586	699	3121	1496	114%
Jams, jellies, marmalades, purees and fruit pastes, obtained by cooking, with or without added sugar or other...	0	1	20	24	1732%
Fruits and other edible parts of plants, otherwise prepared or preserved, with or without added sugar or...	11	13	-	-	-100%
Fruit (including grape must) or vegetable juices, unfermented, without added alcohol, with or without ad...	1031	584	715	627	7%
Tomatoes prepared or preserved otherwise than by vinegar or acetic acid	3,970	1963	3415	2505	28%
<b>PREPARATIONS OF MEAT, OF FISH OR OF CRUSTACEANS, MOLLUSCS OR OTHER AQUATIC INVERTEBRATES...</b>	<b>1636</b>	<b>1485</b>	<b>1215</b>	<b>1393</b>	<b>-6%</b>
Other prepared or preserved meat, meat offal or blood	136	88	170	96	8%
Prepared and preserved fish; caviar and its substitutes prepared from fish roe ...	1500	1397	1045	1298	-7%
<b>CERAMIC PRODUCTS</b>	<b>38,947</b>	<b>5153</b>	<b>48,845</b>	<b>5861</b>	<b>14%</b>
Ceramic apparatus and articles for chemical or other technical uses; troughs, bins and containers if ...	267	181	-	-	-100%
Other refractory ceramic articles (retorts, crucibles, muffles, nozzles, buffers, supports, cups, tubes, etc.	78	53	-	-	-100%
Bricks, slabs, tiles and similar ceramic construction pieces, refractories, other than those made from flour, etc.	590	228	224	276	21%
Tiles and slabs for paving or covering, of ceramic; cubes, dice and similar articles for mosaics, of ...	34279	4099	46,133	5092	24%
Sinks, washbasins, washbasin columns, bathtubs, bidets, toilet bowls, cisterns, urinals and appliances ...	1439	235	1321	255	9%
Roofing tiles, chimney pots, cowls, chimney liners, architectural ornaments and other ceramic constructional goods	-	-	4	1	
<b>Tableware, other household articles or household economy articles and hygiene or toilet articles, of ceramic, ...</b>	<b>100</b>	<b>23</b>	<b>125</b>	<b>31</b>	<b>36%</b>
Tableware, other household or domestic economy articles and hygiene or toilet articles, of porcelain, etc.	2,193	335	1038	205	-39%
<b>INORGANIC CHEMICALS; INORGANIC OR ORGANIC COMPOUNDS OF PRECIOUS METALS, RADIOACTIVE ELEMENTS, ...</b>	<b>47280</b>	<b>11,495</b>	<b>72839</b>	<b>20,862</b>	<b>81%</b>
Nitric acid; sulphonitric acids	10	3	54	22	564%
Sulphuric acid; oleum	471	104	296	57	-45%
Ammonia, anhydrous or in aqueous solution	211	127	579	231	82%
Other inorganic acids and other inorganic oxygenates of non-metallic elements...	24	17	44	55	233%
Other salts of inorganic acids or peroxyacids (including aluminosilicates of chemically defined or...	0	0	-	-	-100%



Products	Jan-March 2022		Jan-March 2023		Evolution (B)/(A)-1
	Quantity (t)	Fob Value (M.CFAF) (A)	Quantity (t)	Fob Value (M.CFAF) (B)	
Borates; peroxoborates (perborates)	305	88	1065	574	551%
Carbonates; peroxocarbonates (percarbonates); commercial ammonium carbonate containing ammonium carbamate...	9630	1357	15943	2213	63%
Carbon (carbon blacks and other forms of carbon not elsewhere specified or included)	3	7	7	20	196%
Carbides, whether or not chemically defined	264	142	192	35	-75%
Chlorates and perchlorates; bromates and perbromates; iodates and periodates	-	-	3	102	
<b>Hydrogen chloride (hydrochloric acid); chlorosulphuric acid</b>	468	99	398	72	-27%
Chlorides, chloride oxides and chloride hydroxides; bromides and bromide oxides; iodides and iodide oxides	64	22	854	1907	8492%
Artificial corundum, whether or not chemically defined; aluminium oxide; aluminium hydroxide	24,354	6478	37271	9660	49%
Radioactive chemical elements and radioactive isotopes (including the fissile or fertile chemical elements and isotopes) and their compounds;	0	6	-	-	-100%
Fluorides; fluorosilicates, fluoroaluminates and other complex fluorine salts	344	260	1242	559	115%
Hydrogen, rare gases and other non-metals	5	7	102	96	1364%
Sodium hydroxide (caustic soda); potassium hydroxide (caustic potash); peroxides of sodium or potassium...	4924	1381	9347	3941	185%
Hypochlorites; commercial calcium hypochlorite; chlorites; hypobromites	60	56	31	43	-23%
Alkali or alkaline-earth metals; rare-earth metals, scandium and yttrium, whether or not intermixed or interalloyed ...	-	-	40	21	
<b>Boron oxides; boric acids</b>	34	16	-	-	-100%
Titanium oxides	-	-	166	235	
<b>Iron oxides and hydroxides; earth colours containing by weight 70% or more of combined iron, evaluated as Fe2O3...</b>	40	40	33	6	-84%
Diphosphorus pentaoxide; Phosphoric acid; polyphosphoric acids, whether or not chemically defined ...	107	145	28	37	-75%
Hydrogen peroxide, whether or not solidified with urea	-	-	23	11	
<b>Phosphinates (hypophosphites), phosphonates (phosphites) and phosphates; polyphosphates, chemically defined ...</b>	968	520	571	378	-27%
Silicates; commercial alkali metal silicates	830	155	653	147	-5%
Sulphates; alums; peroxosulphates (persulphates)	4162	461	3895	435	-6%
Sulphites; thiosulphates	1	3	2	5	66%
<b>ORGANIC CHEMICALS</b>	<b>3,727</b>	<b>3718</b>	<b>4190</b>	<b>3453</b>	<b>-7%</b>
Carboxylic acids containing additional oxygen functions and their anhydrides, halides, peroxides, etc.	389	426	349	212	-50%
Unsaturated acyclic monocarboxylic acids and cyclic monocarboxylic acids, their anhydrides, halides, etc.	41	108	24	38	-65%





Products	Jan-March 2022		Jan-March 2023		Evolution (B)/(A)-1
	Quantity (t)	Fob Value (M.CFAF) (A)	Quantity (t)	Fob Value (M.CFAF) (B)	
Saturated acyclic monocarboxylic acids and their anhydrides, halides, peroxides and peroxyacids; their derri ...	141	142	178	151	6%
Nucleic acids and their salts, whether or not chemically defined; other heterocyclic compounds...	22	105	-	-	-100%
Polycarboxylic acids, their anhydrides, halides, peroxides and peroxyacids; their halogenated derivatives, sulfon ...	-	-	5	5	
<b>Acyclic alcohols and their halogenated, sulphonated, nitrated or nitrosated derivatives</b>	752	626	1285	745	19%
Cyclic alcohols and their halogenated, sulphonated, nitrated or nitrosated derivatives	0	1	-	-	-100%
Aldehydes, whether or not containing other oxygen functions; cyclic polymers of aldehydes; paraformaldehyde ...	204	29	109	21	-28%
Ketones and quinones, whether or not with other oxygen function, and their halogenated, sulphonated, nitrated or nitrosated derivatives	158	127	3	3	-97%
Compounds with other nitrogen functions	832	1083	999	1256	16%
Oxygen-function amino-compounds	649	506	657	595	17%
Heterocyclic compounds with oxygen hetero-atom(s) only	15	20	-	-	-100%
Halogenated derivatives of hydrocarbons	312	268	299	143	-47%
Organic derivatives of hydrazine or of hydroxylamine	1	2	24	11	430%
Sulphonated, nitrated or nitrosated derivatives of hydrocarbons, whether or not halogenated	21	24	-	-	-100%
Ethers, ethers-alcohols, ethers-phenols, ethers-alcohols-phenols, peroxides of alcohols, peroxides of ethers, peroxides ...	26	35	6	7	-81%
Acyclic hydrocarbons	70	59	207	236	298%
Cyclic hydrocarbons	15	10	-	-	-100%
Phenols; phenol-alcohols	10	46	-	-	-100%
Provitamins and vitamins, natural or reproduced by synthesis (including natural concentrates), as well as...	6	39	1	3	-91%
Quaternary ammonium salts and hydroxides; lecithins and other phosphoaminolipids, whether or not chemically defined	27	21	24	6	-71%
Sulphonamides	28	25	-	-	-100%
Organo-sulphur compounds	8	15	20	21	40%
<b>PRODUCTS OF THE MILLING INDUSTRY; MALT; STARCHES; INULIN; WHEAT GLUTEN</b>	38291	11,724	41,674	17,023	45%
Starches; inulin	1482	442	1862	787	78%
Cereal flours other than of wheat or meslin	1	51	-	-	-100%
Wheat or meslin flour	11	8	-	-	-100%
Wheat gluten, whether or not dry	207	318	23	54	-83%
Cereal groats, meal and pellets	5,609	1475	10,449	3051	107%



Products	Jan-March 2022		Jan-March 2023		Evolution (B)/(A)-1
	Quantity (t)	Fob Value (M.CFAF) (A)	Quantity (t)	Fob Value (M.CFAF) (B)	
Malt, whether or not roasted	30,982	9430	29,340	13,132	39%
<b>PRINTED BOOKS, NEWSPAPERS, PICTURES AND OTHER PRODUCTS OF THE PRINTING INDUSTRY; MANUSCRIPTS, TYPESCRIPTS AND PLANS</b>	341	1015	454	1069	5%
Other printed matter, including printed pictures and photographs	33	149	46	54	-64%
Printed or illustrated postcards; printed cards bearing greetings or personal messages, whether or not illustrated ...	-	-	2	110	
<b>Newspapers, journals and periodicals, whether or not illustrated or containing advertising material</b>	-	-	60	2	
<b>Printed books, brochures, leaflets and similar printed matter, whether or not in single sheets</b>	308	866	343	902	4%
<b>MISCELLANEOUS CHEMICAL PRODUCTS</b>	<b>11,239</b>	<b>24,108</b>	<b>15051</b>	<b>28,127</b>	<b>17%</b>
Industrial monocarboxylic fatty acids; acid oils from refining; industrial fatty alcohols ...	26	27	233	140	424%
Sizing or finishing agents, dyeing or fixing accelerators for colouring matters and other products ...	1	2	-	-	-100%
Activated carbon; activated natural mineral materials; animal black, including exhausted animal black ...	38	44	412	260	486%
Cements, mortars, concretes and similar refractory compositions, other than products of heading 3801...	502	71	698	119	69%
Rosins and resin acids, and their derivatives; rosin oil and rosin oils; melted gums ...	-	-	2	1	
<b>Preparations and charges for fire-extinguishers; charged fire-extinguishing grenades</b>	107	77	-	-	-100%
Artificial graphite; colloidal or semi-colloidal graphite; preparations based on graphite or other carbon, in ...	92	8	-	-	-100%
Reaction initiators, reaction accelerators and catalytic preparations, not elsewhere specified or included ...	-	-	0	1	
<b>Insecticides, rodents, fungicides, herbicides, germination inhibitors and growth regulators for plants</b>	6851	21,968	8593	24,556	12%
Prepared binders for foundry molds or cores; chemicals and preparations of the chemical or chemical industries.	2481	1227	4207	2048	67%
Fluids for hydraulic brakes and other fluids prepared for hydraulic transmissions, not containing oils...	180	46	28	13	-72%
Culture media prepared for the growth and maintenance of micro-organisms (including viruses and organic...	-	-	6	252	
<b>Anti-knock preparations, oxidation inhibitors, peptizing additives, viscosity improvers, anti-additives ...</b>	159	407	11	59	-85%
Anti-freezing preparations and prepared de-icing fluids	8	8	-	-	-100%
Preparations known as "vulcanization accelerators"; Composite plasticizers for rubber or plastic materials...	21	20	54	29	46%
Preparations for pickling metals; soldering or brazing flux and other auxiliary preparations for soldering ...	-	-	2	0	
<b>Diagnostic or laboratory reagents on any support and prepared diagnostic or laboratory reagents, even...</b>	1	5	23	372	6835%
Composite organic solvents and thinners, not elsewhere specified or included; preparations designed to remove paints...	768	194	781	276	43%
Tall oil, whether or not refined	4	5	-	-	-100%
<b>PHARMACEUTICAL PRODUCTS</b>	<b>6044</b>	<b>35,008</b>	<b>7380</b>	<b>24,840</b>	<b>-29%</b>



Products	Jan-March 2022		Jan-March 2023		Evolution (B)/(A)-1
	Quantity (t)	Fob Value (M.CFAF) (A)	Quantity (t)	Fob Value (M.CFAF) (B)	
Medicines (excluding products of heading 3002, 3005 or 3006) consisting of products mixed together, prep...	7	115	-	-	-100%
Medicines (excluding products of heading 3002, 3005 or 3006) consisting of mixed or unmixed products...	1021	9002	696	2822	-69%
Wadding, gauze, tapes and similar articles (dressings, plasters, sinapisms, for example), impregnated or covered ...	133	302	187	415	37%
Pharmaceutical goods specified in note 4 to this chapter	1	1	2274	359	24,402%
Human blood; animal blood prepared for therapeutic, prophylactic or diagnostic uses; antisera, other ...	3	4	33	551	12,432%
<b>PHOTOGRAPHIC OR CINEMATOGRAPHIC GOODS</b>	<b>19</b>	<b>37</b>	<b>-</b>	<b>-</b>	<b>-100%</b>
Plates and flat films, photographic, sensitized, unimpressed, in materials other than paper, cardboard or ...	8	19	-	-	-100%
Chemical preparations for photographic uses, other than varnishes, glues, adhesives and similar preparations...	11	18	-	-	-100%
<b>HARDWARE</b>	<b>2144</b>	<b>1291</b>	<b>1412</b>	<b>1151</b>	<b>-11%</b>
<b>NUCLEAR REACTORS, BOILERS, MACHINES, MECHANICAL APPARATUS AND DEVICES; PARTS OF SUCH MACHINES OR APPARATUS ...</b>	<b>13,506</b>	<b>46286</b>	<b>13,750</b>	<b>39951</b>	<b>-14%</b>
Auxiliary devices for boilers of heading 8402 or 8403 (economizers, superheaters, chimney sweeping or gas recovery devices ...	2	1	2	12	1180%
Weighing apparatus and instruments, including scales and scales for checking machined parts, but excluding...	25	316	40	54	-83%
Mechanical apparatus (including hand-held) for projecting, dispersing or spraying liquids or powders; extinguishers ...	112	360	20	229	-36%
Laboratory apparatus, devices or equipment, whether or not electrically heated (excluding ovens and other...	223	811	122	1824	125%
Transmission shafts (including camshafts and crankshafts) and cranks; bearings and bushings; cutting gears ...	62	170	146	1242	633%
Taps, valves and similar devices for pipes, boilers, tanks, vats or similar containers...	88	1502	36	372	-75%
Other office machines and devices (hctographic or stencil duplicators, address printing machines, etc...	10	106	12	80	-24%
Other lifting, loading, unloading or handling machines and devices (elevators, mechanical stairs, etc.	374	1403	415	1087	-23%
Other earthmoving, levelling, stripping, excavating, compacting, extracting or drilling machines and equipment.	139	103	52	124	21%
Other machines and devices for agriculture, horticulture, forestry, poultry farming or bee-keeping, incl.	253	1244	94	179	-86%
Other machines and apparatus for working with pulp, paper or cardboard, including cutting machines.	14	59	-	-	-100%
Other engines and motors	47	646	17	133	-79%
Bigues; cranes and blondes; overhead cranes, unloading or handling gantries, crane bridges, trolleys, etc.	973	3083	209	30	-99%
Dozers (bulldozers), bias dozers (angledozers), graders, scrapers, mechanical shovels, excavate ...	3837	7345	4913	9569	30%
Burners for fueling homes, for liquid fuels, for pulverized solid fuels or for gas; ...	19	202	13	47	-77%
Centrifuges, including centrifugal dryers; filtering or purifying machinery and apparatus, for liquids or gases...	229	1431	1750	1996	40%
Stacker trucks; other industrial trucks fitted with a lifting or handling equipment	197	812	530	1688	108%



Products	Jan-March 2022		Jan-March 2023		Evolution (B)/(A)-1
	Quantity (t)	Fob Value (M.CFAF) (A)	Quantity (t)	Fob Value (M.CFAF) (B)	
Foundry frame; bottom plates for molds; models for molds; molds for metals (other than ingots ...	18	121	6	114	-6%
Steam boilers (steam generators), other than central heating boilers designed to produce...	16	111	9	52	-53%
Central heating boilers other than those of heading 8402	15	97	9	20	-79%
Converters, ladles, ingots and casting machines (molding) for metallurgy, steelworks or foundry ...	3	51	-	-	-100%
Industrial or laboratory furnaces and ovens, including incinerators, non-electric	19	12	410	962	7802%
Air gas or water gas generators, with or without their purifiers; acetylene generators and generators ...	230	533	-	-	-100%
Metalloplastic seals; sets or assortments of gaskets of different composition presented in pouches, envelopes, etc.	0	1	4	3	311%
Metal-rolling mills and rolls thereof	69	252	-	-	-100%
Forging or stamping machines (including presses), sheep, hammers and swifts for the work of...	38	821	7	15	-98%
Machines (including slide-type machining units) for drilling, boring, milling, threading or tapping metals by...	95	607	-	-	-100%
Sewing machines, other than book sewing machines of heading 8440; furniture, bases and covers specially designed...	84	15	105	21	43%
Dish washing machines; machines and apparatus for cleaning or drying bottles or other containers...	61	1509	126	1233	-18%
Washing machines, even with drying device	176	146	17	19	-87%
Planing machines, vices-filing machines, slotting machines, broaching, cutting gears, finishing gears, sawing ...	4	8	-	-	-100%
Milking machines and dairy machinery	-	-	2	150	
<b>Automatic data processing machines and units thereof; magnetic or optical readers, ...</b>	12	77	3	39	-49%
Machines and apparatus (other than machines of heading 8450) for washing, cleaning, spinning, drying, ...	4	2	-	-	-100%
Machines and apparatus for sorting, screening, separating, washing, crushing, crushing, mixing or mixing soil, stones, etc.	1492	2299	597	1228	-47%
Machines and auxiliary apparatus for machines of heading 8444, 8445, 8446 or 8447 (dobby, Jacquard machines, etc.	-	-	6	88	
<b>Machines and mechanical appliances having individual functions, not specified or included elsewhere in this chapter</b>	291	1907	480	2247	18%
Machinery for preparing or making up tobacco, not specified or included elsewhere in this chapter...	-	-	11	490	
<b>Machines and apparatus for the preparation, tanning or working of hides or skins or for the manufacture or repair...</b>	12	38	-	-	-100%
Machines and apparatus for soldering or welding, whether or not capable of cutting, other than those of heading 8515; machines and ...	32	145	-	-	-100%
Machines and apparatus for air conditioning comprising a motor-driven fan and specific devices...	250	453	662	1195	164%
Extruders for working with rubber or plastics or for manufacturing products made from these materials	71	313	89	604	93%



Products	Jan-March 2022		Jan-March 2023		Evolution (B)/(A)-1
	Quantity (t)	Fob Value (M.CFAF) (A)	Quantity (t)	Fob Value (M.CFAF) (B)	
Machines and apparatus for printing by means of plates, cylinders and other printing elements of heading 8442...	69	257	50	117	-55%
Machines and apparatus, not specified or included elsewhere in this chapter, for preparation or manufacture ...	410	3643	404	6221	71%
Machines for assembling electric or electronic lamps, tubes or valves or lamps for production ...	0	7	1	130	1662%
Machines for cleaning, sorting or screening grains or pulses; machines and apparatus for ...	127	230	43	403	75%
Agricultural, horticultural or forestry machinery, apparatus and implements for soil preparation or tillage or for ...	26	16	8	24	48%
Machines, apparatus and machinery for harvesting and threshing agricultural products, including straw balers ...	15	140	14	45	-68%
Machine tools (including machines for nailing, stapling, gluing or otherwise assembling) for woodworking,...	37	17	29	275	1535%
Machine tools for working stone, ceramic products, concrete, asbestos-cement or other materials ...	12	38	-	-	-100%
Weaving machines (looms)	-	-	27	185	
<b>Spark-ignition reciprocating or rotary internal combustion piston engines</b>	35	19	0	1	-93%
Pneumatic, hydraulic or motor tools (electric or non-electric) incorporated, for use by hand ...	3	14	12	25	71%
Pulley tackle and hoists; winches and capstans; jacks	30	153	-	-	-100%
Parts of machines or apparatus, not specified or included elsewhere in this chapter, not comprising ...	0	2	-	-	-100%
Parts and accessories (other than cases, covers and the like) recognizable as being exclusively or...	0	0	-	-	-100%
Parts and accessories recognizable as being exclusively or mainly intended for machines of heading 8456...	296	2487	2	24	-99%
Parts suitable for use solely or principally with the machinery of headings 8425 to 8	416	2400	105	866	-64%
Parts recognizable as being exclusively or mainly intended for engines of heading 8407 or 8408...	41	617	1	54	-91%
Air or vacuum pumps, compressors for air or other gases and fans; extractor hoods or recycling...	399	396	740	459	16%
Pumps for liquids, whether or not fitted with a measuring device; liquid elevators	221	610	71	569	-7%
<b>NUCLEAR REACTORS, BOILERS, MACHINES, MECHANICAL APPARATUS AND DEVICES; PARTS OF SUCH MACHINES OR APPARATUS ...</b>	57	1133	-	-	-100%
Refrigerators, freezer-conservators and other equipment, machines and apparatus for producing cold, ...	1332	2544	1156	1724	-32%
Ball, roller, roller or needle bearings	6	4	7	36	880%
Lathes (including turning centres) for removing metal	17	34	-	-	-100%
Steam turbines and other vapour turbines	5	17	-	-	-100%
Hydraulic turbines, water wheels and their regulators	351	2348	144	1395	-41%
Turbojets, turbopropellers and other gas turbines	9	51	-	-	-100%
<b>RESIDUES AND WASTE FROM THE FOOD INDUSTRIES; PREPARED ANIMAL FODDER</b>	<b>25978</b>	<b>9083</b>	<b>25744</b>	<b>10,739</b>	<b>18%</b>





Products	Jan-March 2022		Jan-March 2023		Evolution (B)/(A)-1
	Quantity (t)	Fob Value (M.CFAF) (A)	Quantity (t)	Fob Value (M.CFAF) (B)	
Flours, powders and agglomerates in the form of pellets, meat, offal, fish or crustaceans, molluscs, etc.	119	59	232	157	166%
Preparations of a kind used for feeding animals	4696	3534	6658	4991	41%
Oil cake and other solid residues, whether or not crushed or agglomerated in the form of pellets, from the extraction of soybean oil	21,164	5490	18,853	5591	2%
<b>SOAPS, ORGANIC SURFACE AGENTS, LAUNDRY PREPARATIONS, LUBRICANT PREPARATIONS,...</b>	<b>1597</b>	<b>8592</b>	<b>1471</b>	<b>1208</b>	<b>-86%</b>
Organic surfactants (other than soaps); surfactant preparations, laundry preparations (incl.	769	743	733	661	-11%
Candles, candles, tapers and similar articles	93	31	384	112	257%
Polishes and creams for shoes, polishes, glosses for bodywork, glass or metals, scouring pastes and powders ...	69	56	27	33	-41%
Artificial waxes and prepared waxes	23	7234	0	1	-100%
Lubricating preparations (including cutting oils, preparations for releasing nuts, preparations, etc.	305	275	46	80	-71%
Soaps; organic surfactant products and preparations for use as soap, bars, bars, pieces or ...	339	254	280	321	27%
<b>SALT; SULPHUR; EARTHS AND STONE; PLASTERING MATERIALS, LIME AND CEMENT</b>	<b>771,373</b>	<b>17,529</b>	<b>741,210</b>	<b>19,645</b>	<b>12%</b>
Other clays (excluding expanded clays of heading 6806), andalusite, kyanite, sillimanite, whether or not calcined;...	1129	246	494	143	-42%
Pebbles, gravel, crushed stones, of the types generally used for concreting or for the setting in of...	510	79	703	40	-49%
Castines; lime or cement stones	524	27	-	-	-100%
Quicklime, slaked lime and hydraulic lime, other than calcium oxide and hydroxide of heading 2825...	3077	350	2225	304	-13%
Hydraulic cements (including unpulvered cements known as "clinkers"), whether or not coloured	731,392	15741	661,433	17,016	8%
Chalk	225	59	401	94	59%
Dolomite, whether or not sintered or calcined, including dolomite roughened or simply cut, by sawing or otherwise, e...	636	23	1112	41	75%
Fossil siliceous flour (kieselguhr, tripolite, diatomite, for example) and other similar siliceous earths,...	327	112	126	62	-44%
Feldspar; leucite; nepheline and nepheline syenite; fluorspar	-	-	50	19	
<b>Granite, porphyry, basalt, sandstone and other cut or construction stones, whether or not rough or simply cut ...</b>	<b>55</b>	<b>12</b>	<b>-</b>	<b>-</b>	<b>-100%</b>
Gypsum; anhydrite; plasters, whether or not coloured or containing small amounts of accelerators or retarders ...	8547	331	22,405	875	164%
Marble, travertine, ecaussine and other calcareous monumental or building stone of an apparent specific gravity of 2.5 ...	20	6	26	10	73%
Natural sands of all kinds, whether or not coloured, excluding metalliferous sands of Chapter 26...	6	4	9	5	14%
Salt (including prepared table salt and denatured salt) and pure sodium chloride, even in aqueous solution ...	23964	438	51591	951	117%
Natural soapstone, whether or not roughly cut or simply cut, by sawing or otherwise, into shaped blocks or slabs ...	57	15	118	29	86%
Natural barium sulfate (barite); natural barium carbonate (witherite), whether or not calcined, other than ...	904	86	518	56	-35%



Products	Jan-March 2022		Jan-March 2023		Evolution (B)/(A)-1
	Quantity (t)	Fob Value (M.CFAF) (A)	Quantity (t)	Fob Value (M.CFAF) (B)	
<b>SUGARS AND SUGAR CONFECTIONERY</b>	<b>18,502</b>	<b>4771</b>	<b>58999</b>	<b>20,637</b>	<b>333%</b>
Other sugars, including chemically pure lactose, maltose, glucose and fructose (levulose), in their s ...	6715	1410	7795	2977	111%
Sugar confectionery (including white chocolate), not containing cocoa	145	45	164	205	355%
Cane or beet sugar and chemically pure sucrose, in solid form	11,642	3316	51,040	17,455	426%
<b>TOBACCO AND MANUFACTURED TOBACCO SUBSTITUTES</b>	<b>629</b>	<b>3201</b>	<b>817</b>	<b>2690</b>	<b>-16%</b>
Other manufactured tobacco and manufactured tobacco substitutes; 'homogenised' or 'reconstituted' tobacco; tobacco extracts and essences	32	6	203	26	366%
Cigars (including those with cut ends), cigarillos and cigarettes, of tobacco or of tobacco substitutes ...	597	3196	614	2664	-17%
<b>CARPETS AND OTHER TEXTILE FLOOR COVERINGS</b>	<b>90</b>	<b>27</b>	<b>165</b>	<b>61</b>	<b>122%</b>
Carpets and other textile floor coverings, knotted, whether or not made up	1	5	-	-	-100%
Carpets and other textile floor coverings, woven, not tufted or flocked, whether or not made up, including...	89	22	-	-	-100%
Carpets and other textile floor coverings, tufted, whether or not made up	-	-	6	3	
<b>IMPREGNATED, COATED, COVERED OR LAMINATED FABRICS; TECHNICAL ARTICLES IN TEXTILES</b>	<b>13</b>	<b>93</b>	<b>-</b>	<b>-</b>	<b>-100%</b>
Textile products and articles for technical uses, specified in note 7 to this chapter	0	6	-	-	-100%
Fabrics coated with glue or with starchy materials, of a kind used for binding, cardboard, sheathing or ...	6	2	-	-	-100%
Fabrics impregnated, coated or covered with plastics or laminated with plastics, other than ...	7	6	-	-	-100%
Textile hosepiping and similar textile tubing, with or without lining, armour or accessories of other materials	0	80	-	-	-100%
<b>SPECIAL FABRICS; Tufted TEXTILE SURFACES; LACES; TAPESTRY; PASSEMENTERIES; EMBROIDERY ...</b>	<b>31</b>	<b>952</b>	<b>-</b>	<b>-</b>	<b>-100%</b>
Narrow woven fabrics, other than goods of heading 5807; narrow fabrics consisting of warp without weft assembled by means of an adhesive (bolducs)	7	7	-	-	-100%
Terry towelling and similar woven terry fabrics, other than narrow fabrics of heading 5806; tufted textile fabrics, other than products of heading ...	2	942	-	-	-100%
Woven pile fabrics and chenille fabrics, other than fabrics of heading 5802 or 5806	22	2	-	-	-100%
<b>VEHICLES AND EQUIPMENT FOR RAILWAY OR SIMILAR TRACKS AND THEIR PARTS; MECHANICAL DEVICES ...</b>	<b>325</b>	<b>585</b>	<b>314</b>	<b>270</b>	<b>-54%</b>
Specially designed and equipped frames and containers (including tank-containers and tank-containers)...	122	446	217	188	-58%
Parts of vehicles for railways or the like	203	139	96	81	-41%
<b>GLASS AND GLASSWARE</b>	<b>15,751</b>	<b>3119</b>	<b>13,335</b>	<b>5033</b>	<b>61%</b>
Other articles of glass	-	-	13	135	
<b>Carboys, bottles, flasks, jars, jars, tubular packaging, ampoules and other transport containers or...</b>	<b>8801</b>	<b>2031</b>	<b>8357</b>	<b>2208</b>	<b>9%</b>
Cullet and other waste and scrap of glass; bulk glass	2465	109	1820	70	-35%



Products	Jan-March 2022		Jan-March 2023		Evolution (B)/(A)-1
	Quantity (t)	Fob Value (M.CFAF) (A)	Quantity (t)	Fob Value (M.CFAF) (B)	
Glass fibres (including glass wool) and articles thereof (for example yarns, fabrics) ...	107	109	0	4	-97%
Ice (float glass and glass softened or polished on one or two sides) in plates or sheets, even with an absorbent layer ...	871	98	1065	115	17%
Glass mirrors, whether or not framed, including rear-view mirrors	83	28	1	0	-99%
Glass objects for the service of the table, for the kitchen, the toilet, the office, the ornamentation of the apartments ...	1118	288	854	169	-41%
Pavers, slabs, bricks, tiles, tiles and other articles, of pressed or molded glass, whether or not reinforced, for building or...	47	15	-	-	-100%
Glass beads, imitations of natural or cultured pearls, imitations of gemstones and similar articles of v...	1	1	12	8	1098%
Safety glass, consisting of glass which is tempered or formed from laminated sheets	199	127	162	71	-44%
<b>GLASS AND GLASSWARE</b>	<b>2,050</b>	<b>306</b>	<b>-</b>	<b>-</b>	<b>-100%</b>
Laboratory, hygienic or pharmaceutical glassware, whether or not graduated or calibrated	3	5	-	-	-100%
Multiple-walled insulating units of glass	6	2	4	1	-26%
<b>CLOTHING AND CLOTHING ACCESSORIES, OTHER THAN KNITTED</b>	<b>22</b>	<b>116</b>	<b>7</b>	<b>69</b>	<b>-40%</b>
Shirts and short-sleeved shirts, for men or boys	-	-	1	16	
<b>Women's or girls' blouses, shirts and shirt-blouses</b>	<b>-</b>	<b>-</b>	<b>1</b>	<b>16</b>	
<b>Suits or suits, sets, jackets, pants, overalls with suspenders, breeches and shorts (other than for ...</b>	<b>16</b>	<b>115</b>	<b>1</b>	<b>16</b>	<b>-86%</b>
Gloves, mittens and mitts	-	-	0	4	
<b>Garments, made up of fabrics of heading 5602, 5603, 5903, 5906 or 5907</b>	<b>6</b>	<b>1</b>	<b>5</b>	<b>17</b>	<b>2257%</b>
<b>CLOTHING AND CLOTHING ACCESSORIES, KNITTED</b>	<b>549</b>	<b>735</b>	<b>136</b>	<b>328</b>	<b>-55%</b>
Other garments, knitted or crocheted	-	-	2	5	
<b>Men's or boys' shirts, knitted or crocheted</b>	<b>7</b>	<b>3</b>	<b>-</b>	<b>-</b>	<b>-100%</b>
Tights (panty hose), stockings, knee socks, socks and other hosiery, including tights (panty hose) ...	195	600	11	50	-92%
Suits or suits, sets, jackets, pants, overalls with suspenders, breeches and shorts (other than for ...	1	2	1	16	752%
Tailored suits, sets, jackets, dresses, skirts, culottes, pants, overalls with suspenders, breeches and ...	28	3	-	-	-100%
Tracksuits, ski suits and swimwear, knitted or crocheted	265	97	-	-	-100%
T-shirts, singlets and other vests, knitted or crocheted	53	31	70	126	307%
Garments, made up of knitted or crocheted fabrics of heading 5903, 5906 or 5907	-	-	1	0	
<b>MEAT AND EDIBLE OFFAL</b>	<b>133</b>	<b>97</b>	<b>25</b>	<b>19</b>	<b>-80%</b>
Edible offals of bovine, porcine, sheep, goat, horse, ass or mulassière species, fresh, r...	26	10	25	19	93%



Products	Jan-March 2022		Jan-March 2023		Evolution (B)/(A)-1
	Quantity (t)	Fob Value (M.CFAF) (A)	Quantity (t)	Fob Value (M.CFAF) (B)	
Lard without lean parts, pork fat and poultry fat not melted or otherwise extracted, fresh, chilled...	26	20	-	-	-100%
Meat of swine animals, fresh, chilled or frozen	51	32	-	-	-100%
Meat and edible offal, of the poultry of heading 0105, fresh, chilled or frozen	30	35	-	-	-100%
<b>VEHICLES OTHER THAN RAILWAY OR TRAMWAY ROLLING STOCK, AND PARTS AND ACCESSORIES...</b>	<b>26048</b>	<b>44,130</b>	<b>22,313</b>	<b>46578</b>	<b>6%</b>
Bicycles and other cycles (including delivery tricycles), not motorised	8	6	-	-	-100%
Bodies (including cabs), for the motor vehicles of headings 8701 to 8705	-	-	21	197	
<b>Automobile trolleys not fitted with a lifting device, of a kind used in factories, warehouses, shops, etc.</b>	214	470	-	-	-100%
Motorcycles (including mopeds) and cycles fitted with an auxiliary motor, with or without side-cars; sidecars ...	685	1348	645	1079	-20%
Parts and accessories of the motor vehicles of headings 8701 to 8705	1089	2028	20	31	-98%
Parts and accessories of vehicles of headings 8711 to 8713	2023	1317	1688	892	-32%
Trailers and semi-trailers for all vehicles; other non-motor vehicles; their parts ...	1658	850	1086	1062	25%
Tractors (other than tractors of heading 8709)	1070	1638	1448	3552	117%
Special purpose motor vehicles, other than those primarily designed for the transport of persons or ...	300	856	566	1055	23%
Motor vehicles for the transport of ten or more persons, including the driver	1294	4584	1141	6461	41%
Vehicles used for cargo transport	8637	13,275	6278	8859	-33%
Passenger cars and other motor vehicles mainly designed for the transport of persons (other than...	9070	17,759	9350	23,085	30%
<b>ZINC AND ARTICLES THEREOF</b>	<b>0.2</b>	<b>0.6</b>	<b>124</b>	<b>259</b>	<b>42,655%</b>
Other articles of zinc	0.2	0.6	76	248	40,752%
Zinc bars, rods, profiles and wire	-	-	48	12	

Source: CNSC



#### 4. Average import freight rates for refrigerated or dry 20-foot and 40-foot containers in Q1 2023

Country of loading - AFRICA	Port of loading	Average import freight rate for containers (Billion CFAF)			
		20REEFER	20DRY	40REEFER	40DRY
South Africa	Cape Town	-	956	1637	3140
	Coega	-	-	-	3201
	Durban	-	1794	-	2338
Algeria	Alger	-	919	-	1994
	Oran	-	1544	-	1745
Angola	Luanda	-	-	2073	-
Benin	Cotonou	-	-	-	1500
Congo - Brazzaville	Pointe-Noire	-	2807	-	-
Côte d'Ivoire	Abidjan	-	1014	-	1491
Djibouti	Djibouti	-	1433	-	1279
Egypt	Alexandria	-	1199	-	2968
	Damiette	-	1251	-	2265
	El-Dekheila	-	935	-	-
	Port-Saïd	-	1008	3700	4118
Gabon	Libreville	-	850	-	1556
	Owendo	-	850	-	-
Ghana	Takoradi	-	2147	-	-
	Tema	-	1550	1064	4790
Guinea	Conakry	-	1371	-	-
Kenya	Mombasa	-	1609	-	1102
Liberia	Monrovia	-	1397	-	-
Morocco	Agadir	2493	1344	2148	1640
	Casablanca	-	1569	-	2406
	Tanger Med	-	-	2448	2286
	Tanger Ville	-	-	-	2733
Mauritania	Nouadhibou	-	-	2482	2788
	Nouakchott	-	-	2572	-
Nigeria	Apapa	-	1036	-	521
	Onne	-	-	-	2150
	Port Harcourt	-	-	-	1913
	Tincan Island	-	-	-	3211
Democratic Republic of Congo	Matadi	-	-	-	2082
Sao Tome and Principe	Sao Tome	-	2761	-	-
Senegal	Dakar	-	1326	1868	1806
Sierra Leone	Freetown	-	-	-	1827
Togo	Lome	-	1091	-	1566
Tunisia	Bizerte	-	-	2073	2073
	Radès	-	3608	-	1771
	Sfax	-	1063	-	1570
	Tunis	-	1212	2073	2090

Source: CNSC



Country of loading - AMERICA	Port of loading	Average import freight rate for containers (Billion CFAF)			
		20REEFER	20DRY	40REEFER	40DRY
Argentina	Buenos Aires	-	1861	5496	2768
	Rosario	-	-	-	6409
	Zárate	-	-	-	6405
Brazil	Itapoá	-	-	2244	2093
	Navegantes	-	1902	2371	3275
	Paranaguá	-	2814	-	1968
	Rio Grande	-	1082	2480	-
	Santos	-	2003	6128	3349
	Suape	-	1736	-	-
Canada	Corner Brook	-	-	-	3693
	Halifax	-	-	-	1745
	Montreal	-	2060	-	1991
	Vancouver	-	-	5208	3,230
Chile	Coronel	-	-	6229	-
	Iquique	-	-	2457	-
	San Vicente	1410	-	4204	-
Costa Rica	Moín	-	-	-	4873
	Puerto Limón	-	3477	-	-
USA	Baltimore	-	1218	-	2240
	Boston	-	-	-	1675
	Freeport	-	-	-	1899
	Houston	-	1338	-	2352
	Jacksonville	-	-	-	1218
	Long Beach	-	919	-	2823
	Los Angeles	-	-	-	3405
	Miami	-	2445	-	1909
	New York	-	809	-	2312
	Newark	-	3680	-	2019
	Norfolk	-	3905	-	2624
	New-Orleans	-	1312	-	2375
	Oakland	-	-	-	1675
	Savannah	-	2089	-	1916
	Seattle	-	-	4842	1870
Mexico	Altamira	-	-	-	1382
	Vera cruz	-	2426	-	2144
Nicaragua	Corinto	-	-	-	3393
Panama	Cristobal	-	4028	-	-
Uruguay	Montevideo	-	-	3512	4565

Source: CNSC



Country of loading - ASIE	Port of loading	Average import freight rate for containers (Billion CFAF)			
		20REEFER	20DRY	40REEFER	40DRY
Saudi Arabia	Ad Dammam	-	2029	-	3366
	Al Jubail	-	-	-	2158
	Dammam	-	-	-	4136
	Jeddah	-	2389	4466	2749
	King Abdullah Port	-	-	-	2215
Bahrain	Bahrain	-	-	-	1312
Bangladesh	Chattogram	2451	2212	-	-
	Chittagong	-	4311	-	2008
Cambodia	Sihanoukville	-	-	-	2785
China	Beijiao	-	1961	-	1979
	Caofeidian	-	12299	-	-
	Changzhou	-	3253	-	-
	Chongqing	-	3083	-	3799
	Dafeng	-	1899	-	-
	Dalian	-	1646	-	2248
	Fuqing	-	944	-	1649
	Fuzhou	-	1132	-	2424
	Gāolán	-	-	-	1527
	Gaoming	-	1631	-	1872
	Gaosha	-	-	-	3046
	Guangzhou	-	-	-	1837
	Haikou	-	1561	3936	4687
	Huangpu	-	1089	-	2215
	Jiangmen	-	1153	1837	1640
	Jiangyin	-	876	-	1379
	Jiujiang	-	1010	-	1684
	Lianyungang	-	2480	-	2190
	Mawei	-	1443	-	-
	Nanjing	-	2083	-	1869
	Nansha	-	1396	2418	1693
	Nantong	-	3046	-	-
	Ningbo	3068	1469	-	1527
	Qingdao	-	1682	2552	2450
	Qinhuangdao	-	1031	-	-
	Qinzhou	-	1968	-	3269
	Sanbu	-	2771	-	-
	Sanrong	-	2143	-	-
	Sanshui	-	984	-	1869
	Shanghai	-	2190	7584	2825
	Shantou	-	-	-	1610
	Shekou	-	2033	4682	1692
	Shenzhen	-	1523	-	-
	Shunde	-	-	-	1565
	Taishan	-	1938	-	-
	Taizhou	-	-	-	4702
	Tianji Xingang	-	2089	-	4132
	Tianjin	-	1559	-	2095
	Waihai	-	-	-	1827
	Weihai	-	1055	-	-
	Wenzhou	-	-	-	1541
	Wuhan	-	1595	-	2296
	Wuhu	-	1592	-	1821
	Wuzhou	-	1348	-	-
	Xiamen	-	1315	4679	2311
	Xiaolan	-	-	-	1665
	Xingang	-	1456	-	1862
	Yangpu	-	2931	-	2600
	Yangzhou	-	-	-	1423



Country of loading - ASIE	Port of loading	Average import freight rate for containers (Billion CFAF)			
		20REEFER	20DRY	40REEFER	40DRY
	Yantian	-	1833	5683	1787
	Yi Chang	-	3064	-	3359
	Yunfu	-	1827	-	-
	Zhangjiagang	-	2454	-	1832
	Zhanjiang	-	919	-	2716
	Zhaoqing	-	2138	-	-
	Zhenjiang	-	1573	-	-
	Zhongshan	-	919	-	1713
	Zhuhai	-	-	-	1837
South Korea	Busan	-	2235	4876	3126
	Gwangyang	-	-	-	2372
	Incheon	-	2603	-	3533
United Arab Emirates	Abu Dhabi	-	1955	-	2493
	Dubai	-	-	-	-
	Jebel Ali	3367	1788	5078	2227
	Ras Al Khaimah	-	1954	-	1122
	Sharjah	-	1523	-	-
Hong Kong SAR China	Hong Kong	-	-	-	2711
India	Chennai	-	6009	-	2001
	Cochin	-	-	-	1988
	Ennore	-	3748	-	2058
	Ennore	-	-	-	4633
	Haldia	-	3970	-	-
	Hazira	-	2117	-	3315
	Kolkata	-	2488	-	-
	Mangalore	-	-	4693	3332
	Mumbai	-	-	-	3064
	Mundra	5604	1948	5285	2564
	New Mangalore	-	-	-	2972
	Nhava Sheva	-	2001	4780	2598
	Pipavav	-	-	5235	-
	Tuticorin	-	-	-	2827
	Visakhapatnam	-	2861	-	2859
Indonesia	Belawan	-	1781	-	8593
	Jakarta	-	1902	-	2470
	Perawang	-	2821	-	3408
	Semarang	-	1523	-	1766
	Surabaya	-	2346	-	3734
	Tanjung Pelepas	-	2757	-	4775
	Tanjung Perak	-	2296	-	-
	Tanjung Priok	-	2687	-	2289
Israel	Ashdod	-	709	-	2935
	Haifa	-	-	-	2296
Japan	Kobe	-	3784	-	4160
	Moji	-	1304	-	-
	Nagoya	-	-	-	5886
	Naha	-	-	-	2296
	Tomakomai	-	-	-	5559
	Yokohama	-	3609	3936	2340
Jordan	Aqaba	1949	1817	-	3346
Kuwait	Shuaiba	-	-	3280	-
	Shuwaikh	-	-	-	2161
Lebanon	Beirut	-	1591	-	2070
Malaysia	Bintulu, Sarawak	-	1645	-	-
	Pasir Gudang	-	2908	-	2461
	Penang	-	-	4902	2517
	Port Kelang	-	2705	3176	3227
Oman	Duqm	-	-	2396	-



Country of loading - <b>ASIE</b>	Port of loading	Average import freight rate for containers (Billion CFAF)			
		20REEFER	20DRY	40REEFER	40DRY
	Sohar	-	2616	5994	6158
<b>Pakistan</b>	Karachi	-	-	-	1605
	Muhammad Bin Qasim	-	-	-	1837
	Port Qasim	-	5552	1795	1843
<b>The Philippines</b>	Davao	-	1841	-	-
	Panabo City	-	4217	-	-
<b>Qatar</b>	Doha	-	1530	-	-
	Hamad	-	2210	-	1969
	Mesaieed	-	-	-	2480
<b>Singapore</b>	Singapore	-	2720	-	2682
<b>Sri Lanka</b>	Colombo	-	2685	-	5042
<b>Taiwan</b>	Kaohsiung	-	1487	-	4566
	Keelung	-	2144	-	-
	Taichung	-	-	-	2283
	Taipei	-	1553	-	-
<b>Thailand</b>	Bangkok	-	2807	-	3979
	Laem Chabang	-	2111	8724	4487
<b>North Vietnam</b>	Haiphong	-	2120	4378	1921
	Vung Tau	-	2010	4317	1763
<b>South Vietnam</b>	Ho Chi Minh City	-	2592	5988	3139
<b>South Yemen</b>	Aden	-	-	5590	-
	Mukalla	-	-	5393	10,710

Source: CNSC

Country of loading - <b>OCEANIA</b>	Port of loading	Average import freight rate for containers (Billion CFAF)			
		20REEFER	20DRY	40REEFER	40DRY
<b>Australia</b>	Brisbane	-	4816	-	-
	Fremantle	-	-	-	1312
	Sydney	-	-	-	1813
<b>New-Zealand</b>	Auckland	-	-	7891	-
	Lyttelton	-	-	6330	-
	Nelson	-	-	7428	-
	Port Chalmers	-	-	8413	7311
	Tauranga	-	-	5758	6882

Source: CNSC



Country of loading - <b>EUROPE</b>	Port of loading	Average import freight rate for containers (Billion CFAF)			
		20REEFER	20DRY	40REEFER	40DRY
<b>Germany</b>	Bremerhaven	-	2190	-	1635
	Hamburg	-	1876	3929	2454
	Wilhelmshaven	-	-	-	2296
<b>Belgium</b>	Antwerp	2654	1488	3544	1992
<b>Bulgaria</b>	Varna	-	-	-	1726
<b>Cyprus</b>	Limassol	-	2132	-	1913
<b>Croatia</b>	Ploce	-	4188	-	3778
	Rijeka	-	2070	-	3763
<b>Denmark</b>	Aarhus	-	-	-	2991
	Copenhagen	-	-	4221	3334
	Fredericia	-	-	-	1857
<b>Spain</b>	Algésiras	2392	1646	-	1954
	Alicante	-	-	-	1325
	Almería	-	1165	-	-
	Barcelona	-	1716	-	1954
	Bilbao	-	1216	2821	2381
	Carthagène ESP	-	3806	-	-
	Gijón	-	1601	-	-
	Las Palmas	-	-	-	2720
	Marin	-	1218	-	-
	Valence	1384	1512	2135	1788
	Vigo	-	908	2587	2425
<b>Estonia</b>	Tallinn	-	4920	-	1640
<b>Finland</b>	Helsinki	-	-	-	1687
	Kotka	-	-	-	2006
	Oulu	-	-	-	1476
	Rauma	-	1425	-	1443
<b>France</b>	Bassens	-	1325	-	2027
	Brest	-	1312	3525	-
	Dunkerque	-	1583	-	210
	Fos-sur-Mer	478	2055	-	1627
	Le Havre	2055	1297	4717	1496
	Marseille	-	1807	1318	2573
	Montoir-de-Bretagne	-	1629	3751	2363
	Port Vendres	-	1911	1920	2685
	Rouen	-	2034	-	2666
	Sète	-	-	-	1640
<b>Georgia</b>	Poti	-	4605	-	-
<b>Greece</b>	Le Pirée	-	2050	-	2246
	Thessalonica	-	1968	-	2862
<b>Ireland</b>	Belfast Ireland	-	-	-	1445
	Cork	-	-	-	2114
	Dublin	-	1426	2942	1919
<b>Italy</b>	Ancona	-	-	-	1941
	Genoa	2135	1491	2624	2041
	La Spezia	-	1086	-	2445
	Livorno	-	1476	-	1827
	Naples	-	1758	-	1945
	Ravenna	-	3017	-	2355
	Salerno	-	1388	-	1530
	Trieste	-	2118	-	1279
	Vado Ligure	-	1925	5977	1665
	Venice	-	1937	-	1992
<b>Latvia</b>	Riga	-	-	-	3332
<b>Lithuania</b>	Klaipeda	-	1984	-	2584
<b>Malta</b>	Malta	-	-	-	1731
	Marsaxlokk	-	-	-	1984





Country of loading - EUROPE	Port of loading	Average import freight rate for containers (Billion CFAF)			
		20REEFER	20DRY	40REEFER	40DRY
Montenegro	Bar	-	-	-	5198
Norway	Ålesund	-	-	-	746
	Drammen	-	-	-	1631
	Maaloy	-	-	3673	-
	Mo i Rana	-	-	-	1312
	Moss	-	2396	-	-
	Oslo	-	-	-	1662
	Stavanger	-	-	-	1570
	Tananger	-	-	-	2033
Netherlands	Rotterdam	-	1522	2968	1789
Poland	Gdansk	-	1880	5332	2028
	Gdynia	-	1799	-	1772
	Szczecin	-	-	-	1968
Portugal	Leixões	-	1944	-	2361
	Lisbon	-	1452	-	2460
	Sines	-	1227	-	1668
Romania	Constanta	-	1787	1856	-
United Kingdom	Belfast	-	-	1869	2411
	Charleston	-	2484	-	2224
	Felixstowe	-	-	2157	1950
	Grangemouth	-	1953	-	-
	Liverpool	-	4152	2488	1809
	London	2045	2160	2205	1856
	Portsmouth	-	-	459	1876
	Southampton	-	-	-	1576
	Tilbury	-	2179	-	1827
Slovenia	Koper	-	-	-	1973
Sweden	Göteborg	-	1393	-	2226
	Norrköping	-	2418	-	1312
	Stockholm	-	-	-	1525
Turkey	Aliaga	-	1427	-	1595
	Ambarli	-	1467	-	1964
	Derince	-	-	-	-
	Evyap	-	3728	-	-
	Gebze	-	1298	-	2177
	Gemlik	-	1532	-	2443
	Iskenderun	-	1460	-	2033
	Istanbul	-	1516	-	1869
	Izmir	-	2099	-	1842
	Izmit	-	1608	-	2532
	Kumport	-	-	-	3472
	Marport	-	-	-	3367
	Mersin	-	1788	-	2119
	Samsun	-	2128	-	1280
	Tekirdag	-	-	-	2674
	Yarimca	-	2138	-	-

Source: CNSC



## CAMEROON NATIONAL SHIPPERS' COUNCIL (CNSC)

### Head office:

Centre des Affaires Maritimes

Bonanjo-Douala

P.O. Box: 1588 Douala

Tel : (+237) 233 43 67 67 / (+237) 233 43 67 69

Fax : (+237) 233 43 70 17

E-mail : [info@cncc.cm](mailto:info@cncc.cm) Website : [www.cncc.cm](http://www.cncc.cm)

Paris Office – France

3, Rue du Quatre-Septembre, 75002, Paris

Tel : +33 (0) 142 210 626

E-mail : [representation@cncc.cm](mailto:representation@cncc.cm)

### Publisher :

Auguste Mbappe Penda

### Editors in Chief:

Fernand Douglas Nolga

Christopher Agwagwa

Hermann Ngassa Nkengne

### Collaborators in this edition:

Line-Chimène Gueyitoh Fonkou

Cyrille Tiki

