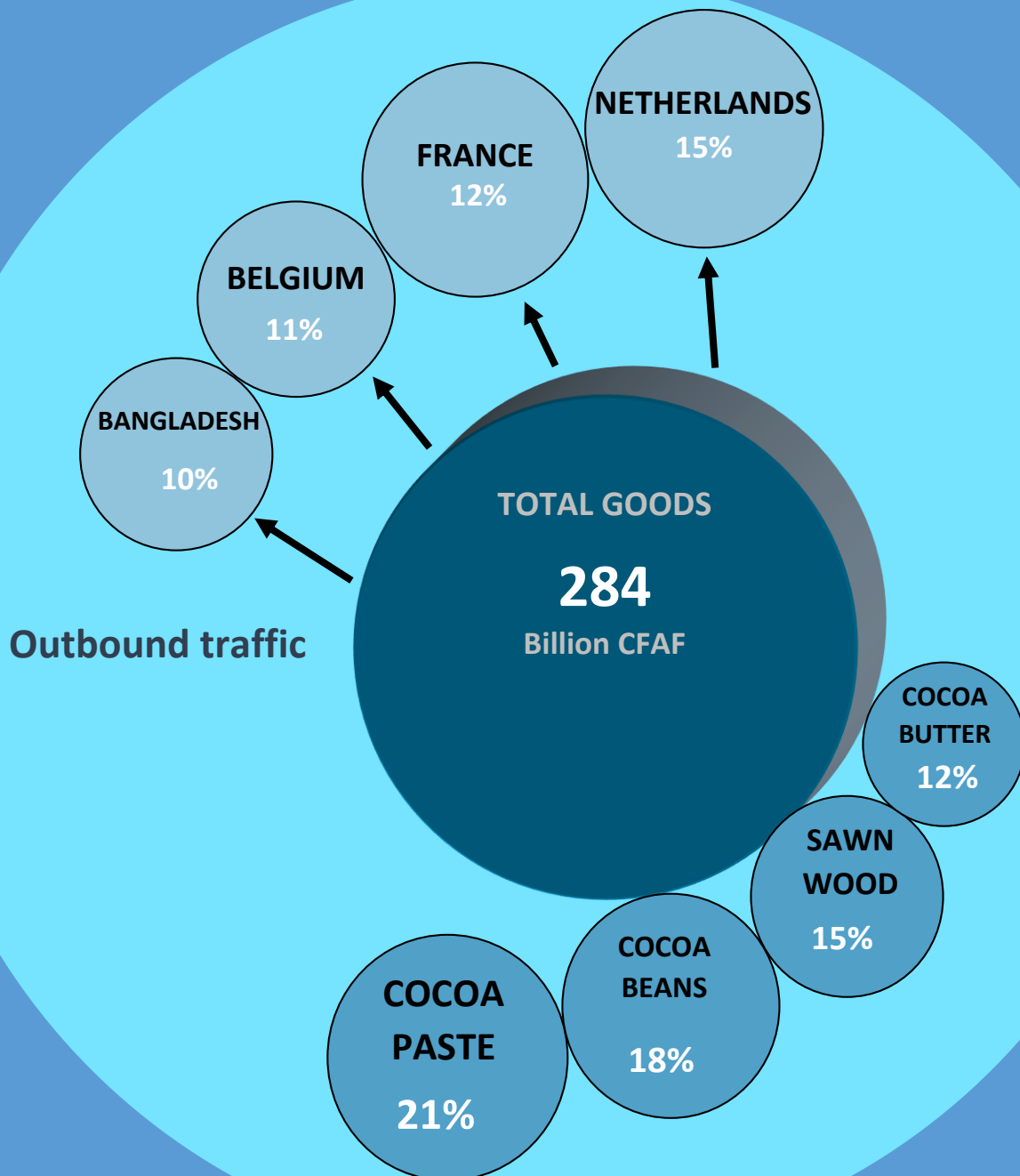




# Cameroon National Shippers' Council



## The **CNSC** Book of Statistics



# Table of contents

## DATA PRESENTATION ..... 4

- 1. Evolution of trade at the Douala and Kribi Ports.....5
  - 1.1. Overall traffic .....5
  - 1.2. Outbound traffic .....6
  - 1.3. Inbound traffic .....6
- 2. Main partners .....7
  - 2.1. Export partners .....7
  - 2.2. Import partners .....8
- 3. Main products transported ..... 10
  - 3.1. Export products ..... 10
  - 3.2. Import products..... 11

## TABLES ..... 14

- 1. Traffic per country ..... 15
  - 1.1. Outbound traffic per country ..... 15
  - 1.2. Inbound traffic per country ..... 17
- 2. Tonnage per Port ..... 19
- 3. Traffic per product..... 26
  - 3.1. Outbound traffic per product ..... 26
  - 3.2. Inbound traffic per product ..... 41
- 4. Average import freight rates for refrigerated or dry 20-foot and 40-foot containers in Q3 2025 ..... 70



Dear shippers,  
Dear business persons,  
Dear transport service users,

The Cameroon National Shippers' Council is pleased to put at your disposal the 71<sup>st</sup> issue of the "CNSC Book of Statistics".

This quarterly publication contains information sourced from the Electronic Cargo Tracking Note (ECTN) covering goods from or bound for the ports of Douala and Kribi.

The overall traffic, excluding crude oil, shows a moderate progress in terms of value despite a marked increase in terms of volume. In fact, the volume of goods transported increased by 8.6% as it moved from 3,125,925 tonnes in the 3<sup>rd</sup> quarter of 2024 to 3,395,405 tonnes in the 3<sup>rd</sup> quarter of 2025. The increase was quite modest in terms of FOB, reaching 4.23 %, as it moved from 1,307 billion CFAF in the 3<sup>rd</sup> quarter of 2024 to 1,362 billion CFAF in the 3<sup>rd</sup> quarter of 2025.

Export traffic on its part witnessed a significant decrease in quantities exported, moving from 484,350 tonnes in the third quarter of 2024 to 384,041 tonnes in the third quarter of 2025 corresponding to 20.7% decline. However, this decline in volumes is backed by a slight increase in FOB value, which increased by 2%.


Import trends show a clear increase both in volume and in value. Import volumes increased from 2,641,575 tonnes in the 3<sup>rd</sup> quarter of 2024 to 3,011,364 tonnes in the 3<sup>rd</sup> quarter of 2025, corresponding to a 14 % increase, while the FOB value increased by 4.7 %.

The main ports that shipped goods to and received shipments from the Douala and Kribi ports in the **third quarter of 2025** were Zhangjiagang, Haiphong, Chittagong, Hamburg, Rouen, Antwerp, Livorno, Dakar, Amsterdam, New York and Le Havre for exports; while Lome, Antwerp, Le Havre, Qingdao, Nansha, Hamburg, Ningbo, Nhava Sheva, Jebel Ali, Tianjin and Shanghai topped the chart for imports.



**Auguste Mbappe Penda**

*CNSC General Manager*



This issue of the “CNSC Book of Statistics,” contains statistics of the **3<sup>rd</sup> quarter of 2025**. It is subdivided into two parts.

The first part (**Part A**) contains analysis of the evolution of traffic handled at the Douala and Kribi sea ports. This data is presented in terms of overall traffic, inbound traffic (imports) and outbound traffic (exports). It also relates to the evolution of trade with Cameroon's main trading partners. This refers to the countries of loading and discharge of goods. To conclude, it equally focuses on the evolution of trade in main products.

In the second part (**Part B**), statistics on trade volumes (tonnage and FOB value) by country, by port and by product are presented in detail. Data on the average freight rate for imported containers (20-foot and 40-foot refrigerated or dry containers) are presented at the end of this document.

The data used for the different analysis was sourced from the Electronic Cargo Tracking Note (ECTN) and the reference date for the various statistics is the validation date of the ECTN.

The unit used is the **tonne** for weights and the **CFA Franc** for **FOB value** and **freight rates**.



T

# DATA PRESENTATION



# 1. Evolution of trade at the Douala and Kribi Ports

## 1.1. Overall traffic

During the third quarter of 2025, overall traffic (*excluding crude oil*) shows an increase in FOB value of 4.23 %, moving from 1,307 billion<sup>1</sup> CFAF to 1,362 billion CFAF, consistent with the observed increase in volumes which stands at 9 %. This trend shows a positive shift in trade exchanges, although the increase in value is less proportionate to recorded volumes, thereby confirming a relative moderation in average prices.

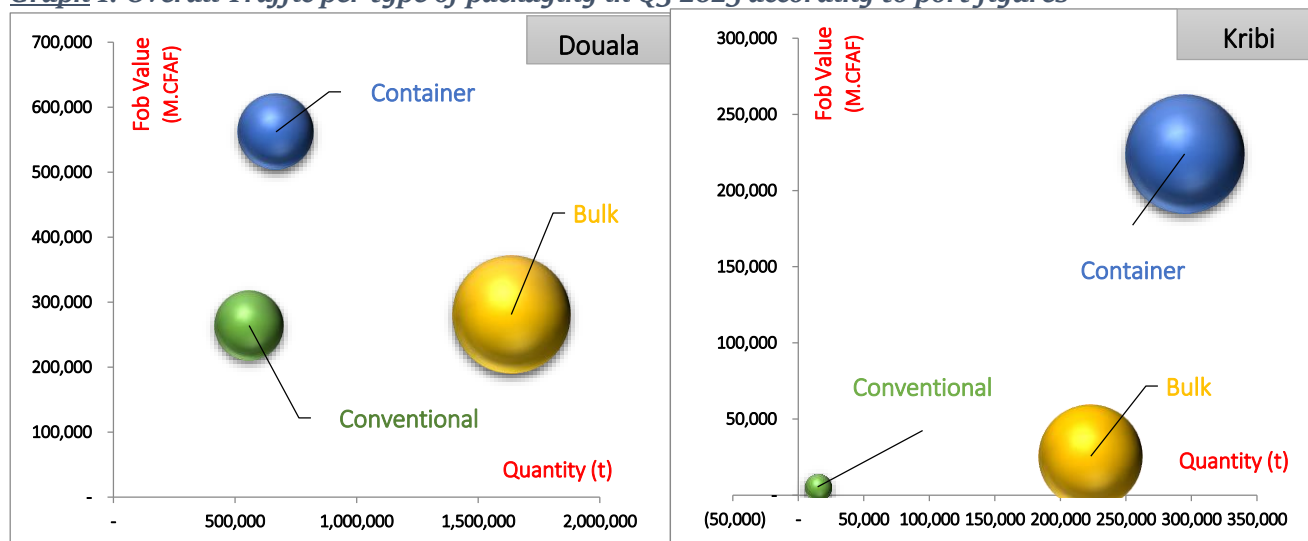
**Table 1: Distribution and evolution of overall traffic per type of packaging**

Packaging	July - Sept 2024				July - Sept 2025				Variation in weight	Variation in value
	Quantity (t)	Percentage vol. <sup>2</sup>	Fob Value (M.CFAF <sup>3</sup> )	Share Value	Quantity (t)	Percentage Vol.	FOB Value (M.CFAF)	Share Value		
<b>DOUALA</b>	<b>2,616,218</b>	<b>84%</b>	<b>1,077,125</b>	<b>82%</b>	<b>2,862,507</b>	<b>84%</b>	<b>1,107,326</b>	<b>81%</b>	<b>9%</b>	<b>3%</b>
<i>Container</i>	687,054	26%	533,110	49%	668,370	23%	562,018	51%	-3%	5%
<i>Conventional</i>	465,544	18%	258,004	24%	558,101	19%	264,217	24%	20%	2%
<i>Bulk</i>	1,463,620	56%	286,011	27%	1,636,036	57%	281,091	25%	12%	-2%
<b>KRIBI</b>	<b>509,707</b>	<b>16%</b>	<b>229,957</b>	<b>18%</b>	<b>532,898</b>	<b>16%</b>	<b>255,057</b>	<b>19%</b>	<b>5%</b>	<b>11%</b>
<i>Container</i>	229,102	45%	181,595	79%	294,876	55%	224,064	88%	29%	23%
<i>Conventional</i>	43,899	9%	40,916	18%	14,818	3%	5,432	2%	-66%	-87%
<i>Bulk</i>	236,706	46%	7,445	3%	223,203	42%	25,560	10%	-6%	243%
<b>Grand total</b>	<b>3,125,925</b>	<b>100%</b>	<b>1,307,081</b>	<b>100%</b>	<b>3,395,405</b>	<b>100%</b>	<b>1,362,383</b>	<b>100%</b>	<b>9%</b>	<b>4.23%</b>

Source: CNSC

Traffic is strongly dominated by the Port of Douala with more than 80% of overall FOB values meanwhile the Port of Kribi, although minor, contributes in the increase and shows a better trend in value. In both ports, container traffic increased by 5% in terms of value at the Port of Douala and 23% at the Port of Kribi.

**Graph 1: Overall Traffic per type of packaging in Q3 2025 according to port figures**



Source: CNSC

<sup>1</sup> bn: billion  
<sup>2</sup> Qty = Quantity  
<sup>3</sup> M.CFAF : million CFAF

## 1.2. Outbound traffic

During the period under review, 384 thousand tonnes of goods bound for export was recorded and valued at 284 billion CFAF, corresponding to a value increase of 2% year-on-year. This increase in traffic value is a result of the cumulated 2% year-on-year increase in traffic at the ports of Douala and Kribi.

**Table 2: Distribution and evolution of outbound traffic per type of packaging according to the port of loading**

Packaging	July - Sept 2024				July - Sept 2025				Variation in weight	Variation in value
	Quantity (t)	Percentage Vol.	Fob Value (M.CFAF)	Share Value	Quantity (t)	Percentage Quantity	Fob Value (M.CFAF)	Share Value		
<b>DOUALA</b>	<b>412,385</b>	<b>85%</b>	<b>217,629</b>	<b>78%</b>	<b>327,320</b>	<b>85%</b>	<b>222,874</b>	<b>78%</b>	<b>-21%</b>	<b>2%</b>
<b>Container</b>	231,951	56%	187,131	86%	210,901	64%	193,775	87%	-9%	4%
<b>Conventional</b>	180,434	44%	30,497	14%	116,419	36%	29,100	13%	-35%	-5%
<b>KRIBI</b>	<b>71,965</b>	<b>15%</b>	<b>60,322</b>	<b>22%</b>	<b>56,721</b>	<b>15%</b>	<b>61,762</b>	<b>22%</b>	<b>-21%</b>	<b>2%</b>
<b>Container</b>	38,092	53%	58,053	96%	42,390	75%	60,837	99%	11%	5%
<b>Conventional</b>	33,873	47%	2,269	4%	14,331	25%	925	1%	-58%	-59%
<b>Grand total</b>	<b>484,350</b>	<b>100%</b>	<b>277,951</b>	<b>100%</b>	<b>384,041</b>	<b>100%</b>	<b>284,636</b>	<b>100%</b>	<b>-21%</b>	<b>2%</b>

Source: CNSC

## 1.3. Inbound traffic

In the third quarter of 2025, some 3,011,364 tonnes of goods were offloaded at the ports of Douala and Kribi for an estimated value of 1,077 billion CFAF, compared with 2,641 tonnes for a value of 1,029 billion CFAF during the same period in 2024. This makes for a 4.72% year-on-year value increase. This increase in traffic results from a cumulated year-on-year increase in traffic in the ports of Douala and Kribi of 3% and 14%, respectively.

**Table 3: Distribution and evolution of inbound traffic per type of packaging according to the port of discharge**

Packaging	July - Sept 2024				July - Sept 2025				Variation in weight	Variation in value
	Quantity (t)	Percentage Vol.	Fob Value (M.CFAF)	Share Value	Quantity (t)	Percentage Vol.	Fob Value (M.CFAF)	Share Value		
<b>DOUALA</b>	<b>2,203,833</b>	<b>83%</b>	<b>859,496</b>	<b>84%</b>	<b>2,535,187</b>	<b>84%</b>	<b>884,452</b>	<b>82%</b>	<b>15%</b>	<b>3%</b>
<b>Container</b>	455,103	21%	345,979	40%	457,469	18%	368,244	42%	1%	6%
<b>Conventional</b>	285,110	13%	227,507	26%	441,683	17%	235,117	27%	55%	3%
<b>Bulk</b>	1,463,620	66%	286,011	33%	1,636,036	65%	281,091	32%	12%	-2%
<b>KRIBI</b>	<b>437,742</b>	<b>17%</b>	<b>169,634</b>	<b>16%</b>	<b>476,177</b>	<b>16%</b>	<b>193,294</b>	<b>18%</b>	<b>9%</b>	<b>14%</b>
<b>Container</b>	191,009	44%	123,543	73%	252,486	53%	163,227	84%	32%	32%
<b>Conventional</b>	10,027	2%	38,647	23%	487	0%	4,507	2%	-95%	-88%
<b>Bulk</b>	236,706	54%	7,445	4%	223,203	47%	25,560	13%	-6%	243%
<b>Grand total</b>	<b>2,641,575</b>	<b>100%</b>	<b>1,029,131</b>	<b>100%</b>	<b>3,011,364</b>	<b>100%</b>	<b>1,077,746</b>	<b>100%</b>	<b>14%</b>	<b>4.72%</b>

Source: CNSC

## 2. Main partners

### 2.1. Export partners

During the period under review, 83% of overall goods loaded at the ports of Douala and Kribi were mainly bound for eleven countries among which were **the Netherlands (15%), France (12%), Belgium (11%), Bangladesh (10%)** and the **United States of America (10%)**.

*Table 4: Main destination countries*

Country	July - Sept 2024				July - Sept 2025				Variation in weight	Variation in value
	Quantity (t)	Percentage Vol.	Fob Value (M.CFAF)	Share Value	Quantity (t)	Percentage Vol.	Fob Value (M.CFAF)	Share Value		
<b>Netherlands</b>	9,791	2%	35,211	13%	14,086	4%	41,715	15%	44%	18%
<b>France</b>	29,295	6%	27,017	10%	20,484	5%	33,197	12%	-30%	23%
<b>Belgium</b>	83,745	17%	24,988	9%	52,186	14%	30,706	11%	-38%	23%
<b>Bangladesh</b>	50,315	10%	46,684	17%	27,375	7%	28,431	10%	-46%	-39%
<b>USA</b>	8,759	2%	16,537	6%	8,909	2%	27,578	10%	2%	67%
<b>Malaysia</b>	5,574	1%	3,819	1%	7,834	2%	15,801	6%	41%	314%
<b>Spain</b>	16,297	3%	12,279	4%	11,203	3%	15,365	5%	-31%	25%
<b>Italy</b>	15,262	3%	12,616	5%	17,025	4%	13,843	5%	12%	10%
<b>Germany</b>	6,354	1%	11,091	4%	4,580	1%	11,232	4%	-28%	1%
<b>China</b>	96,738	20%	12,223	4%	60,535	16%	9,024	3%	-37%	-26%
<b>Turkey</b>	10,447	2%	4,835	2%	7,384	2%	8,550	3%	-29%	77%
<b>Other countries</b>	<b>151,774</b>	<b>31%</b>	<b>70,651</b>	<b>25%</b>	<b>152,440</b>	<b>40%</b>	<b>49,193</b>	<b>17%</b>	<b>0%</b>	<b>-30.37%</b>
<b>Grand total</b>	<b>484,350</b>	<b>100%</b>	<b>277,951</b>	<b>100%</b>	<b>384,041</b>	<b>100%</b>	<b>284,636</b>	<b>100%</b>	<b>-21%</b>	<b>2%</b>

*Source: CNSC*

In the 3<sup>rd</sup> quarter of 2025, the value of outbound traffic destined for the **Netherlands** rose by 18% year-on-year and mainly comprised of the following products:

- ✓ **Cocoa paste**: 15.3 billion CFAF in the third quarter of 2025 against 18.6 billion CFAF in the third quarter of 2024;
- ✓ **Cocoa beans**: 14.3 billion CFAF in the 3<sup>rd</sup> quarter of 2025 against 10.5 billion CFAF in the 3<sup>rd</sup> quarter of 2024;
- ✓ **Cocoa butter, fats and oil**: 10 billion CFAF in the 3<sup>rd</sup> quarter of 2025 against 3.9 billion CFAF in the 3<sup>rd</sup> quarter of 2024;
- ✓ **Sawn wood**: 1.4 billion CFAF in the 3<sup>rd</sup> quarter of 2025 against 1.2 billion CFAF in the 3<sup>rd</sup> quarter of 2024;

Exports to **France** recorded a 23% year-on-year increase in the 3<sup>rd</sup> quarter of 2025 and were dominated by the following products:

- ✓ **Cocoa butter, fats and oil**: 21.4 billion CFAF in the 3<sup>rd</sup> quarter of 2025 against 16.2 billion CFAF in the 3<sup>rd</sup> quarter of 2024;
- ✓ **Cocoa paste**: 6 billion CFAF in the 3<sup>rd</sup> quarter of 2025 against 5.3 billion CFAF in the 3<sup>rd</sup> quarter of 2024;
- ✓ **Banana**: 1.7 billion CFAF in the 3<sup>rd</sup> quarter of 2025 against 2.1 billion CFAF in the 3<sup>rd</sup> quarter of 2024;
- ✓ **Sawn wood**: 1.6 billion CFAF in the 3<sup>rd</sup> quarter of 2025 against 1.4 billion CFAF in the 3<sup>rd</sup> quarter of 2024;

Traffic to **Belgium** witnessed a 23% year-on-year increase in value for the 3<sup>rd</sup> quarter of 2025 thanks to exports which mainly comprised of:

- ✓ **Sawn wood**: 13.9 billion CFAF in the 3<sup>rd</sup> quarter of 2025 against 14 billion CFAF in the 3<sup>rd</sup> quarter of 2024;

- ✓ **Banana:** 5.1 billion CFAF in the 3<sup>rd</sup> quarter of 2025 against 7.4 billion CFAF in the 3<sup>rd</sup> quarter of 2024;
- ✓ **Cocoa beans:** 5.1 billion CFAF in the 3<sup>rd</sup> quarter of 2025 against 0.38 billion CFAF in the 3<sup>rd</sup> quarter of 2024;
- ✓ **Rubber:** 2.6 billion CFAF in the 3<sup>rd</sup> quarter of 2025 against 2.1 billion CFAF in the 3<sup>rd</sup> quarter of 2024;

Following an increase in the value of **Cotton** exports from 45.7 billion CFAF in the 3<sup>rd</sup> quarter of 2024 to 28.4 billion CFAF in the 3<sup>rd</sup> quarter of 2025, traffic to **Bangladesh** witnessed a 39% year-on-year decrease in the 3<sup>rd</sup> quarter of 2024.

**Cocoa bean** exports having dropped from 25.2 billion CFA francs in Q3 2024 to 13.7 billion CFA francs in Q3 2025, outbound traffic to the United States increased by 67% year-on-year in the 3<sup>rd</sup> quarter of 2025.

Owing to an increase in the value of **Cocoa bean** exports from 1.2 billion CFAF in Q3 2024 to 13.7 billion CFAF in Q3 2025, traffic to **Malaysia** witnessed a 314% year-on-year increase during the period under study.

Traffic to **Spain** witnessed a 25% year-on-year increase in the 3<sup>rd</sup> quarter of 2025 with exports comprising the following products:

- ✓ **Cocoa beans:** 7.5 billion CFAF in the 3<sup>rd</sup> quarter of 2025 against 5 billion CFAF in the 3<sup>rd</sup> quarter of 2024;
- ✓ **Cocoa paste:** 3.2 billion CFAF in the 3<sup>rd</sup> quarter of 2025 against 2.6 billion CFAF in the 3<sup>rd</sup> quarter of 2024;
- ✓ **Cocoa oil** 1.9 billion CFAF in the 3<sup>rd</sup> quarter of 2025 against 0 billion CFAF in the 3<sup>rd</sup> quarter of 2024;
- ✓ **Sawn wood:** 1.8 billion CFAF in the 3<sup>rd</sup> quarter of 2025 against 3.4 billion CFAF in the 3<sup>rd</sup> quarter of 2024;

Owing to an increase in the value of **Aluminium** exports from 0.7 billion CFAF in Q3 2024 to 5.3

billion CFAF in Q3 2025, traffic to **Italy** witnessed a 10% year-on-year increase during the period under study.

In the first quarter of 2025, the value of outbound traffic destined for **Germany** rose by 1% year-on-year and mainly comprised of the following products:

- ✓ **Cocoa paste:** 6.1 billion CFAF in the third quarter of 2025 against 3.8 billion CFAF in the third quarter of 2024;
- ✓ **Cocoa butter, fats and oil:** 2 billion CFAF in the 3<sup>rd</sup> quarter of 2025 against 3.6 billion CFAF in the 3<sup>rd</sup> quarter of 2024;
- ✓ **Rubber:** 1.7 billion CFAF in the 3<sup>rd</sup> quarter of 2025 against 1.6 billion CFAF in the 3<sup>rd</sup> quarter of 2024;

Exports to **China** recorded a 26% year-on-year increase in the 3<sup>rd</sup> quarter of 2025 and mainly comprised of the following products:

- ✓ **Sawn wood:** 3.2 billion CFAF in the 3<sup>rd</sup> quarter of 2025 against 5 billion CFAF in the 3<sup>rd</sup> quarter of 2024;
- ✓ **Wood logs:** 2.6 billion CFAF in the 3<sup>rd</sup> quarter of 2025 against 3.5 billion CFAF in the 3<sup>rd</sup> quarter of 2024;
- ✓ **Plywood:** 1.4 billion CFAF in the 3<sup>rd</sup> quarter of 2025 against 1 billion CFAF in the 3<sup>rd</sup> quarter of 2024;
- ✓ **Rubber:** 1 billion CFAF in the 3<sup>rd</sup> quarter of 2025 against 0 CFAF in the 3<sup>rd</sup> quarter of 2024.

Traffic to **Turkiye** witnessed a 77% year-on-year increase in value for the 3<sup>rd</sup> quarter of 2025 thanks to exports which mainly comprised of:

- ✓ **Cocoa beans:** 6.4 billion CFAF in the 3<sup>rd</sup> quarter of 2025 against 2.1 billion CFAF in the 3<sup>rd</sup> quarter of 2024;
- ✓ **Sawn wood:** 1.4 billion CFAF in the 3<sup>rd</sup> quarter of 2025 against 2.3 billion CFAF in the 3<sup>rd</sup> quarter of 2024;

## 2.2. Import partners

In the third quarter of 2025, three quarters of the total value of goods offloaded at the ports of Douala and Kribi came from thirteen countries, with China in first place accounting for 22% of imports, followed by Belgium (12%) and France (12%).

**Table 5: Main countries of origin**

Country	July - Sept 2024				July - Sept 2025				Variation in weight	Variation in value
	Quantity (t)	Percentage Vol.	Fob Value (M.CFAF)	Share Value	Quantity (t)	Percentage Vol.	Fob Value (M.CFAF)	Share Value		
China	319,630	12%	189,934	18%	597,553	20%	240,205	22%	87%	26%
Togo	184,863	7%	94,627	9%	387,919	13%	146,847	14%	110%	55%
Belgium	158,774	6%	117,488	11%	61,850	2%	89,835	8%	-61%	-24%
India	31,790	1.2%	30,020	2.9%	226,007	7.5%	78,348	7%	611%	161%
France	75,620	3%	73,486	7%	76,983	3%	70,016	6%	2%	-5%
United Arab Emirates	91,405	3%	16,100	2%	28,009	1%	28,929	3%	-69%	80%
USA	52,406	2.0%	16,808	1.6%	13,723	0.5%	28,009	3%	-74%	67%
Nigeria	171,755	7%	18,567	2%	192,639	6%	23,308	2%	12%	26%
Thailand	137,537	5%	48,485	5%	72,164	2%	20,798	2%	-48%	-57%
Argentina	43,093	2%	15,090	1%	70,482	2%	19,713	2%	64%	31%
Côte d'Ivoire	28,670	1%	12,693	1%	39,952	1%	19,488	2%	39%	54%
Brazil	85,969	3%	24,995	2%	81,258	3%	17,015	2%	-5%	-32%
Germany	8,846	0.3%	17,420	2%	61,890	2%	16,634	2%	600%	-5%
Other countries	1,251,218	47%	353,419	34%	1,100,936	37%	278,600	26%	-12%	-21%
Grand total	2,641,575	100%	1,029,131	100%	3,011,364	100%	1,077,746	100%	14%	5%

Source: CNSC

Imports from **China** witnessed a 22% year-on-year increase in the 3<sup>rd</sup> quarter of 2025 and mainly comprised of:

- ✓ **Cars and spare parts** 35.9 billion CFAF in the 3<sup>rd</sup> quarter of 2025 against 9.7 billion CFAF in the 3<sup>rd</sup> quarter of 2024;
- ✓ **Cast iron, iron or steel**: 29.3 billion CFAF in the 3<sup>rd</sup> quarter of 2025 against 15.8 billion CFAF in the 3<sup>rd</sup> quarter of 2024;
- ✓ **Frozen fish**: 10 billion CFAF in the 3<sup>rd</sup> quarter of 2025 against 1.6 billion CFAF in the 3<sup>rd</sup> quarter of 2024;
- ✓ **Aluminium alloy sheets and strips** 9.8 billion CFAF in the 3<sup>rd</sup> quarter of 2025 against 0.34 billion CFAF in the 3<sup>rd</sup> quarter of 2024;

Owing to an increase in the value of **mineral fuel and mineral oils**, imports moved from 94 billion CFAF in Q3 2024 to 146 billion CFAF in Q3 2025, causing traffic from **Togo** to witness a 55% year-on-year increase during the period under study.

Imports from **Belgium** witnessed a 24% year-on-year decrease during the 3<sup>rd</sup> quarter of 2025 and mainly comprised of the following products:

- ✓ **Cars and spare parts** 29.3 billion CFAF in the 3<sup>rd</sup> quarter of 2025 against 16.8 billion CFAF in the 3<sup>rd</sup> quarter of 2024;
- ✓ **Mixtures of odoriferous substances**: 6.4 billion CFAF in the 3<sup>rd</sup> quarter of 2025 against 2.7 billion CFAF in the 3<sup>rd</sup> quarter of 2024;
- ✓ **Preparations of a kind used for feeding animals**: 3.1 billion CFAF in the 3<sup>rd</sup> quarter of 2025 against 2.6 billion CFAF in the 3<sup>rd</sup> quarter of 2024;

Imports from **India** recorded a 161% year-on-year increase in the 3<sup>rd</sup> quarter of 2025 and mainly comprised of the following products:

- ✓ **Pharmaceutical products**: 6.6 billion CFAF in the 3<sup>rd</sup> quarter of 2025 against 3.3 billion CFAF in the 3<sup>rd</sup> quarter of 2024;
- ✓ **Rice**: 41.7 billion CFAF in the 3<sup>rd</sup> quarter of 2025 against 0.04 billion CFAF in the 3<sup>rd</sup> quarter of 2024.
- ✓ **Constructions and parts of constructions**: 3.1 billion CFAF in the 3<sup>rd</sup> quarter of 2025 against 0.3 billion CFAF in the 3<sup>rd</sup> quarter of 2024.
- ✓ **Sodium hydroxide (caustic soda); potassium hydroxide (caustic potash); peroxides of sodium or potassium**: 2.4 billion CFAF in the 3<sup>rd</sup> quarter of 2025



against 0.2 billion CFAF in the 3<sup>rd</sup> quarter of 2024.

- ✓ **Frozen fish:** 2.3 billion CFAF in the 3<sup>rd</sup> quarter of 2025 against 2 billion CFAF in the 3<sup>rd</sup> quarter of 2024;

In the 3<sup>rd</sup> quarter of 2025, imports from **France** rose by 5% year-on-year. The main products imported were:

- ✓ **Pharmaceutical products:** 14.8 billion CFAF in the 3<sup>rd</sup> quarter of 2025 against 25.5 billion CFAF in the 3<sup>rd</sup> quarter of 2024;
- ✓ **Malt :** 5.6 billion CFAF in the 3<sup>rd</sup> quarter of 2025 against 5.1 billion CFAF in the 3<sup>rd</sup> quarter of 2024;
- ✓ **Dishwashers:** 4.8 billion CFAF in the 3<sup>rd</sup> quarter of 2025 against 0.07 billion CFAF in the 3<sup>rd</sup> quarter of 2024.
- ✓ **Wheat:** 4.7 billion CFAF in the 3<sup>rd</sup> quarter of 2025 against 4.8 billion CFAF in the 3<sup>rd</sup> quarter of 2024;

Imports from the **United Arab Emirates** recorded an 80% year-on-year increase in the 3<sup>rd</sup> quarter of 2025 and mainly comprised of:

- ✓ **Mineral fuels and mineral oils:** 7.9 billion CFAF in the 3<sup>rd</sup> quarter of 2025 against 6.2 billion CFAF in the 3<sup>rd</sup> quarter of 2024;
- ✓ **Cars and spare parts:** 5 billion CFAF in the 3<sup>rd</sup> quarter of 2025 against 2.3 billion CFAF in the 3<sup>rd</sup> quarter of 2024;
- ✓ **Tugs and pusher boats:** 8.9 billion CFAF in the 3<sup>rd</sup> quarter of 2025 against 0 CFAF in the 3<sup>rd</sup> quarter of 2024;

Due to a significant increase in the import of **pharmaceutical products** valued at 14.2 billion CFAF in Q3 2025 against 0 CFAF in Q3 2024, traffic

from the **United States of America** increased by 67% year-on-year in Q3 2025.

Imports from **Nigeria** recorded a 26% year-on-year increase in the third quarter of 2025 and mainly comprised of the following products:

- ✓ **Mineral fuels and mineral oils:** 17.4 billion CFAF in the 3<sup>rd</sup> quarter of 2025 against 13.4 billion CFAF in the 3<sup>rd</sup> quarter of 2024;
- ✓ **Clinker :** 4.3 billion CFAF in the 3<sup>rd</sup> quarter of 2025 against 4 billion CFAF in the 3<sup>rd</sup> quarter of 2024;

Owing to a significant decrease in **rice** import valued at 19.7 billion CFAF in Q3 2025 against 46.5 billion CFAF in Q3 2024, traffic from **Thailand** decreased by 57% in Q3 2025 year-on-year.

Traffic from **Argentina** increased by 31% in the 3<sup>rd</sup> quarter of 2025 year-on-year, owing to an increase in frozen **fish imports** valued at 9.7 billion CFAF in the 3<sup>rd</sup> quarter of 2025 against 7.7 billion CFAF in the 3<sup>rd</sup> quarter of 2024 and **Soyabean cake and meal** valued at 5.8 billion CFAF in the 3<sup>rd</sup> quarter of 2025 against 2.4 billion CFAF in the 3<sup>rd</sup> quarter of 2024.

Thanks to an increase in the value of **mineral fuel and mineral oils**, with exports valued at 17.8 billion CFAF in Q3 2025 against 9.5 billion CFAF in Q3 2024, traffic from **Côte d'Ivoire** witnessed a 54% year-on-year increase during the period under study.

With a decrease in the value of **Sugar** imports dropping to 11.1 billion CFAF in the third quarter of 2025 down from 21.2 billion CFAF in the third quarter of 2024, traffic from **Brazil** witnessed a 32% year-on-year decrease during the period under review.

### 3. Main products transported

#### 3.1. Export products

In the third quarter of 2025, exports via the Ports of Douala and Kribi were dominated by eleven main products accounting for 94% of the overall value of exports.

**Table 6: Main products shipped**

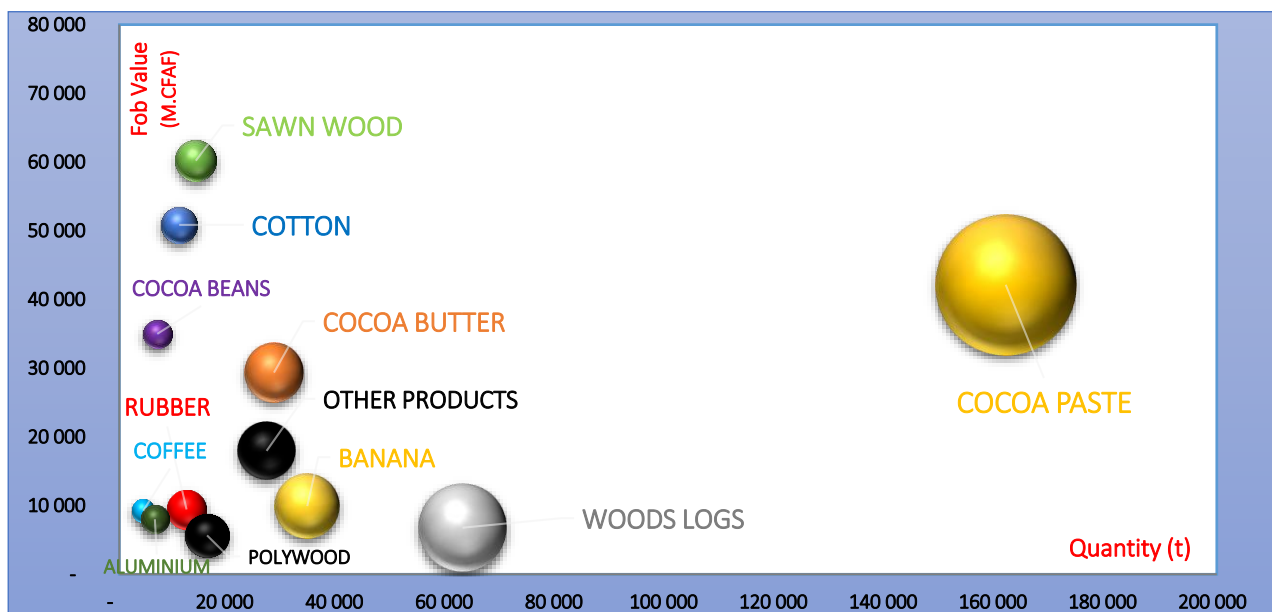
Products	July - Sept 2024				July - Sept 2025				Variation in weight	Variation in value
	Quantity (t)	Percentage Vol.	Fob Value (M.CFAF)	Share Value	Quantity (t)	Percentage Vol.	Fob Value (M.CFAF)	Share Value		
Cocoa paste	12,500	3%	45,826	16%	13,934	4%	60,202	21%	11%	31%

Products	July - Sept 2024				July - Sept 2025				Variation in weight	Variation in value
	Quantity (t)	Percentage Vol.	Fob Value (M.CFAF)	Share Value	Quantity (t)	Percentage Vol.	Fob Value (M.CFAF)	Share Value		
Cocoa beans	5,106	1%	24,793	9%	10,906	3%	50,866	18%	114%	105%
Sawn wood	186,690	39%	50,836	18%	161,507	42%	42,148	15%	-13%	-17%
Cocoa butter	6,951	1%	24,397	9%	6,913	2%	34,989	12%	-1%	43%
Cotton	42,766	9%	50,274	18%	28,154	7%	29,371	10%	-34%	-42%
Banana	78,165	16%	11,039	4%	34,221	9%	9,939	3%	-56%	-10%
Rubber	15,790	3%	12,899	5%	12,256	3%	9,447	3%	-22%	-27%
Coffee	4,730	1%	11,951	4%	4,328	1%	9,257	3%	-8%	-23%
Aluminium	2,681	1%	2,247	1%	6,470	2%	8,015	3%	141%	257%
Wood logs	98,441	20%	8,905	3%	62,540	16%	6,785	2%	-36%	-24%
Plywood	13,966	3%	5,416	2%	15,988	4%	5,657	2%	14%	4%
Other products	16,566	3%	29,368	11%	26,823	7%	17,961	6%	62%	-39%
Grand total	484,350	100%	277,951	100%	384,041	100%	284,636	100%	-21%	2%

Source: CNSC

Export traffic was dominated by **Cocoa paste**, which accounted for 21% of the total value of goods shipped, followed by **Cocoa beans** (18%), **Sawn timber** (15%), **Cocoa butter, fats and oil** (12%) and **Bananas** (10%). Moreover, **Aluminium, Cocoa beans** and **Cocoa paste** witnessed a significant increase in value accounting reflecting a 257%, 105% and 31% year-on-year increase, respectively. Equally noteworthy is the significant 42% year-on-year decrease in the value of **Cotton** exports.

Graph 2: Main products shipped in Q3 2025



Source: CNSC

### 3.2. Import products

In the third quarter of 2025, **Mineral fuels and mineral oils**; with a volume of 493 thousand tonnes, stood as the main import products with an estimated FOB value of 200 billion CFAF, corresponding to 18.5 % of the total import value. These are closely followed by **Cars and spare parts**, which contributed 8.3 % to the total value. **Rice** (6.6 %), **Frozen**




*fish* (4.9 %), *Wheat* (4.12 %) and *Pharmaceutical products* (3.83 %), closed the list of the most imported goods.

**Table 7: Main products offloaded**

Products	July - Sept 2024				July - Sept 2025				Variation in weight	Variation in value
	Quantity (t)	Percentage Vol.	Fob Value (M.CFAF)	Share Value	Quantity (t)	Percentage Vol.	Fob Value (M.CFAF)	Share Value		
Mineral fuels, mineral oils and products of their distillation	417,739	15.81%	190,605	18.52%	493,412	16.39%	200,302	18.59%	18%	5%
Cars, tractors and spare parts:	30,369	1.15%	43,766	4.25%	47,195	1.57%	89,655	8.32%	55%	105%
Rice	169,605	6.42%	58,629	5.70%	298,387	9.91%	71,893	6.67%	76%	23%
Frozen fish	47,139	1.78%	32,322	3.14%	67,730	2.25%	52,763	4.90%	44%	63%
Wheat	369,223	13.98%	51,213	4.98%	302,921	10.06%	44,420	4.12%	-18%	-13%
Pharmaceutical products	4,702	0.18%	33,799	3.28%	5,426	0.18%	41,282	3.83%	15%	22%
Cruise ships, excursion boats, ferry-boats, cargo ships, barges	-	0.00%	-	0.00%	20,911	0.69%	36,818	3.42%		
Cast iron, iron and steel	60,416	2.29%	24,981	2.43%	102,422	3.40%	33,213	3.08%	70%	33%
Palm oil and its fractions	16,680	0.63%	15,092	1.47%	30,565	1.02%	20,331	1.89%	83%	35%
Clinkers	723,062	27.37%	16,031	1.56%	728,057	24.18%	17,521	1.63%	1%	9%
Mixtures of odoriferous substances	2,252	0.09%	10,784	1.05%	3,042	0.10%	13,825	1.28%	35%	28%
Fertilisers	55,739	2.11%	13,455	1.31%	57,509	1.91%	12,980	1.20%	3%	-4%
Sugar	83,508	3.16%	29,954	2.91%	51,630	1.71%	12,748	1.18%	-38%	-57%
Insecticides/fungicides/herbicides	5,852	0.22%	12,184	1.18%	6,472	0.21%	11,911	1.11%	11%	-2%
Dozers (bulldozers), bias dozers, graders, mechanical shovels:	4,881	0.18%	7,617	0.74%	7,126	0.24%	11,243	1.04%	46%	48%
Aluminium alloy sheets and strips	576	0.02%	463	0.04%	5,355	0.18%	10,227	0.95%	830%	2110%
Malt	24,022	0.91%	9,019	0.88%	29,468	0.98%	9,511	0.88%	23%	5%
New pneumatic tyres, of rubber	5,843	0.22%	5,579	0.54%	10,583	0.35%	9,113	0.85%	81%	63%
Milk and cream	3,851	0.15%	7,312	0.71%	5,516	0.18%	8,599	0.80%	43%	18%
Malt extracts	2,331	0.09%	2,257	0.22%	2,997	0.10%	2,595	0.24%	29%	15%
Other products	613,787	23%	464,069	45%	734,641	24%	366,794	34%	20%	-21%
Grand total	2,641,575	100%	1,029,131	100%	3,011,364	100%	1,077,746	100%	14%	5%

Source: CNSC



The second part (**Part B**) of this publication contains **Statistical Tables** showing the main cargo flows covered by ECTNs loaded or offloaded at the Douala and Kribi ports from **July to September 2025**. These tables indicate the tonnage and value of traffic per country, port and product. Statistics on average import freight rates for refrigerated or dry 20-foot and 40-foot containers are equally presented.



B

# TABLES



## 1. Traffic per country

### 1.1. Outbound traffic per country

COUNTRY - AFRICA	July - Sept 2024		July - Sept 2025		Variation in weight	Variation in value
	Quantity (t)	Fob Value (M.CFAF)	Quantity (t)	Fob Value (M.CFAF)		
South Africa	812	618	539	414	-34%	-33%
Algeria	2,004	4,270	1,376	2,298	-31%	-46%
Angola	1,266	654	115	303	-91%	-54%
Benin	26	20	193	42	634%	111%
The Comoros	-	-	3	3		
Congo - Brazzaville	1,046	1,535	1,515	2,247	45%	46%
Côte d'Ivoire	866	444	1,013	317	17%	-29%
Djibouti	25	77	40	68	61%	-11%
Egypt	1,080	748	532	154	-51%	-79%
Gabon	191	494	7,792	3,464	3986%	601%
Ghana	633	385	25	36	-96%	-91%
Guinea	189	128	20	17	-89%	-87%
Guinea Bissau	421	216	-	-	-100%	-100%
Equatorial Guinea	376	781	2,622	1,196	597%	53%
Réunion Island	583	581	208	145	-64%	-75%
Mauritius Island	204	108	97	47	-53%	-56%
Kenya	1,127	248	3	3	-100%	-99%
Libya	10	9	-	-	-100%	-100%
Madagascar	4	2	41	20	906%	731%
Mali	13	41	-	-	-100%	-100%
Morocco	1,009	980	701	547	-31%	-44%
Mauritania	34	32	27	3	-19%	-89%
Mozambique	4	2	-	-	-100%	-100%
Nigeria	29	12	2	0	-93%	-99%
Democratic Republic of Congo	145	282	262	361	80%	28%
Senegal	16,319	4,020	16,043	4,466	-2%	11%

COUNTRY - AFRICA	July - Sept 2024		July - Sept 2025		Variation in weight	Variation in value
	Quantity (t)	Fob Value (M.CFAF)	Quantity (t)	Fob Value (M.CFAF)		
Sierra Leone	-	-	10	4		
Somalia	-	-	315	3,275		
Sudan	-	-	130	416		
Tanzania	-	-	28	64		
Togo	57	170	23	54	-59%	-68%
Tunisia	506	81	281	183	-44%	125%
Zambia	15	31	-	-	-100%	-100%
<b>Total AFRICA</b>	<b>28,992</b>	<b>16,971</b>	<b>33,956</b>	<b>20,148</b>	<b>17%</b>	<b>19%</b>

Source: CNSC

COUNTRY - AMERICA	July - Sept 2024		July - Sept 2025		Variation in weight	Variation in value
	Quantity (t)	Fob Value (M.CFAF)	Quantity (t)	Fob Value (M.CFAF)		
Brazil	585	810	105	173	-82%	-79%
Canada	1,823	754	1,730	582	-5%	-23%
Colombia	168	123	190	158	13%	28%
USA	8,759	16,537	8,909	27,578	2%	67%
Mexico	130	127	-	-	-100%	-100%
Nicaragua	11	185	2	5	-77%	-97%
Paraguay	-	-	2	3		
Peru	-	-	42	34		
Dominican Republic	236	144	145	49	-39%	-66%
Trinidad and Tobago	3	2	-	-	-100%	-100%
Uruguay	-	-	544	1,186		
<b>Total AMERICA</b>	<b>11,713</b>	<b>18,682</b>	<b>11,669</b>	<b>29,768</b>	<b>0%</b>	<b>59%</b>

Source: CNSC

COUNTRY - ASIA	July - Sept 2024		July - Sept 2025		Variation in weight	Variation in value
	Quantity (t)	Fob Value (M.CFAF)	Quantity (t)	Fob Value (M.CFAF)		
Saudi Arabia	1,647	626	2,564	924	56%	48%
Bangladesh	50,315	46,684	27,375	28,431	-46%	-39%
Cambodia	351	19,766	324	24	-8%	-100%
China	96,738	12,223	60,535	9,024	-37%	-26%
South Korea	7	20	17	63	148%	219%
United Arab Emirates	6,947	1,893	4,489	797	-35%	-58%
India	3,126	1,563	1,737	440	-44%	-72%
Indonesia	1,657	5,391	1,004	2,488	-39%	-54%
Iraq	94	16	-	-	-100%	-100%
Japan	1,224	410	759	268	-38%	-35%
Jordan	221	104	154	75	-30%	-28%
Lebanon	210	110	312	95	48%	-14%
Malaysia	5,574	3,819	7,834	15,801	41%	314%
Oman	23	13	-	-	-100%	-100%
Pakistan	925	585	899	632	-3%	8%
Qatar	21	6	64	63	205%	903%
Singapore	3	3	-	-	-100%	-100%
Sri Lanka	4	62	16	5	293%	-93%
Taiwan	2,689	563	2,859	650	6%	15%
Thailand	-	-	200	47		
North Vietnam	74,006	8,111	79,773	8,000	8%	-1%
South Vietnam	2,832	822	1,700	209	-40%	-75%
<b>Total ASIA</b>	<b>248,612</b>	<b>102,791</b>	<b>192,614</b>	<b>68,035</b>	<b>-23%</b>	<b>-34%</b>

Source: CNSC

COUNTRY - EUROPE	July - Sept 2024		July - Sept 2025		Variation in weight	Variation in value
	Quantity (t)	Fob Value (M.CFAF)	Quantity (t)	Fob Value (M.CFAF)		
Albania	125	57	126	61	1%	7%
Germany	6,354	11,091	4,580	11,232	-28%	1%
Austria	41	41	-	-	-100%	-100%
Belgium	83,745	24,988	52,186	30,706	-38%	23%
Bulgaria	-	-	889	1,968		
Cyprus	215	124	102	43	-53%	-65%
Croatia	22	15	-	-	-100%	-100%
Denmark	65	41	296	254	355%	524%
Spain	16,297	12,279	11,203	15,365	-31%	25%
Estonia	114	69	141	147	24%	112%
Finland	172	350	111	100	-35%	-71%
France	29,295	27,017	20,484	33,197	-30%	23%
Georgia	37	96	21	3	-45%	-97%
Greece	2,381	941	633	260	-73%	-72%
Guadeloupe	-	-	24	12		
Ireland	1,410	787	1,435	600	2%	-24%
Italy	15,262	12,616	17,025	13,843	12%	10%
Lithuania	213	301	156	24	-27%	-92%
Malta	89	55	100	37	12%	-33%
Martinique	-	-	43	17		
Norway	-	-	3	2		
Netherlands	9,791	35,211	14,086	41,715	44%	18%
Poland	623	516	582	458	-7%	-11%
Portugal	2,589	3,746	1,689	1,874	-35%	-50%
Czech Republic	-	-	11	409		
Romania	197	108	385	293	96%	171%
United Kingdom	15,412	4,125	12,062	5,466	-22%	33%
Russia	-	-	45	48		
Slovenia	127	95	-	-	-100%	-100%
Switzerland	11	1	-	-	-100%	-100%
Turkey	10,447	4,835	7,384	8,550	-29%	77%
<b>Total EUROPE</b>	<b>195,032</b>	<b>139,507</b>	<b>145,803</b>	<b>166,684</b>	<b>-25%</b>	<b>19%</b>

Source: CNSC

## 1.2. Inbound traffic per country

COUNTRY - AFRICA	July - Sept 2024		July - Sept 2025		Variation in weight	Variation in value
	Quantity (t)	Fob Value (M.CFAF)	Quantity (t)	Fob Value (M.CFAF)		
South Africa	5,304	3,659	14,239	7,672	168%	110%
Algeria	29,387	680	55,304	1,417	88%	108%
Angola	86	14	349	53	308%	277%
Benin	3	5	2	3	-22%	-37%
Congo - Brazzaville	57,683	2,462	64,287	11,157	11%	353%
Côte d'Ivoire	28,670	12,693	39,952	19,488	39%	54%
Djibouti	6	5	-	-	-100%	-100%
Egypt	261,590	7,957	121,461	5,875	-54%	-26%
Gabon	5,554	7,651	12,733	11,398	129%	49%
Ghana	13,653	6,811	635	591	-95%	-91%
Guinea	37	18	-	-	-100%	-100%
Equatorial Guinea	12	17	2,672	6,476	21641%	37212%
Réunion Island	12	34	3	2	-77%	-94%
Mauritius Island	354	334	3,151	14,240	791%	4164%
Kenya	892	804	25	369	-97%	-54%
Liberia	7,658	6,768	3,262	2,169	-57%	-68%
Madagascar	-	-	3	3		
Morocco	21,891	10,170	14,640	10,260	-33%	1%
Mauritania	18,609	12,680	17,780	14,316	-4%	13%
Mozambique	-	-	72	83		
Namibia	22,939	396	81	94	-100%	-76%
Nigeria	171,755	18,567	192,639	23,308	12%	26%
Democratic Republic of Congo	27	80	1,560	548	5738%	583%
Sao Tome and Principe	-	-	6,000	1,710		
Senegal	2,427	1,736	3,063	3,826	26%	120%
Sierra Leone	33	19	-	-	-100%	-100%
Tanzania	19	147	503	297	2498%	102%
Togo	184,863	94,627	387,919	146,847	110%	55%
Tunisia	33,549	2,698	28,279	2,662	-16%	-1%
Total AFRICA	<b>867,016</b>	<b>191,033</b>	<b>970,612</b>	<b>284,865</b>	<b>12%</b>	<b>49%</b>

Source: CNSC

COUNTRY - AMERICA	July - Sept 2024		July - Sept 2025		Variation in weight	Variation in value
	Quantity (t)	Fob Value (M.CFAF)	Quantity (t)	Fob Value (M.CFAF)		
Argentina	43,093	15,090	70,482	19,713	64%	31%
Bahamas	2	1	-	-	-100%	-100%
Brazil	85,969	24,995	81,258	17,015	-5%	-32%
Canada	30,596	7,951	37,023	8,756	21%	10%
Chile	965	439	1,102	561	14%	28%
Colombia	1,663	1,061	21,913	13,426	1218%	1165%
Costa Rica	21	125	1	14	-96%	-89%
USA	52,406	16,808	13,723	28,009	-74%	67%
Guatemala	-	-	48	115		
Mexico	240	1,935	2,006	1,981	734%	2%
Peru	272	156	539	199	98%	28%
Uruguay	4,614	4,059	2,475	2,322	-46%	-43%
Total AMERICA	<b>219,840</b>	<b>72,619</b>	<b>230,569</b>	<b>92,111</b>	<b>5%</b>	<b>27%</b>

Source: CNSC

COUNTRY - OCEANIA	July - Sept 2024		July - Sept 2025		Variation in weight	Variation in value
	Quantity (t)	Fob Value (M.CFAF)	Quantity (t)	Fob Value (M.CFAF)		
Australia	60	11	736	163	1120%	1351%
New-Zealand	2,158	1,868	4,128	3,224	91%	73%
Total OCEANIA	<b>2,219</b>	<b>1,879</b>	<b>4,864</b>	<b>3,387</b>	<b>119%</b>	<b>80%</b>

Source: CNSC

COUNTRY - ASIA	July - Sept 2024		July - Sept 2025		Variation in weight	Variation in value
	Quantity (t)	Fob Value (M.CFAF)	Quantity (t)	Fob Value (M.CFAF)		
Saudi Arabia	2,083	1,359	2,750	1,604	32%	18%
Bahrain	29	13	18	2	-38%	-82%
Bangladesh	198	111	380	212	92%	91%
China	319,630	189,934	597,553	240,205	87%	26%
South Korea	26,574	3,366	3,061	2,489	-88%	-26%
United Arab Emirates	91,405	16,100	28,009	28,929	-69%	80%
Hong Kong SAR China	238	199	225	323	-5%	63%
India	31,790	30,020	226,007	78,348	611%	161%
Indonesia	25,799	10,361	5,144	3,214	-80%	-69%
Israel	99	29	11	8	-89%	-72%
Japan	26,360	3,450	6,329	6,044	-76%	75%
Jordan	821	470	680	409	-17%	-13%
Kuwait	494	317	1,021	325	107%	3%
Lebanon	678	1,305	827	1,389	22%	6%
Malaysia	2,109	2,216	4,244	4,341	101%	96%
Maldives	15	39	-	-	-100%	-100%
Myanmar	5,364	2,269	-	-	-100%	-100%
Oman	1,151	685	552	310	-52%	-55%
Pakistan	58,775	4,823	273,935	6,397	366%	33%
The Philippines	-	-	243	272		
Qatar	2,787	1,426	2,436	1,498	-13%	5%
Singapore	11,315	85,417	1,254	1,479	-89%	-98%
Sri Lanka	18	35	63	92	257%	161%
Syria	-	-	48	31		
Taiwan	450	1,546	418	1,125	-7%	-27%
Thailand	137,537	48,485	72,164	20,798	-48%	-57%
North Vietnam	3,213	1,901	3,801	2,451	18%	29%
South Vietnam	1,044	294	3,148	1,857	201%	532%
<b>Total ASIA</b>	<b>749,975</b>	<b>406,168</b>	<b>1,234,319</b>	<b>404,154</b>	<b>65%</b>	<b>0%</b>

Source: CNSC

COUNTRY - EUROPE	July - Sept 2024		July - Sept 2025		Variation in weight	Variation in value
	Quantity (t)	Fob Value (M.CFAF)	Quantity (t)	Fob Value (M.CFAF)		
Germany	8,846	17,420	61,890	16,634	600%	-5%
Belgium	158,774	117,488	61,850	89,835	-61%	-24%
Bulgaria	900	134	848	167	-6%	25%
Cyprus	167	37	137	37	-18%	2%
Croatia	194	366	47	220	-76%	-40%
Denmark	333	990	392	1,022	18%	3%
Spain	100,277	13,755	46,021	15,729	-54%	14%
Estonia	39	32	-	-	-100%	-100%
Finland	598	699	1,499	997	151%	43%
France	75,620	73,486	76,983	70,016	2%	-5%
Georgia	-	-	24	3		
Greece	901	1,154	413	554	-54%	-52%
Guadeloupe	7	19	-	-	-100%	-100%
Faeroe Islands	56	29	-	-	-100%	-100%
Ireland	17,049	10,227	27,438	10,522	61%	3%
Italy	10,895	12,829	11,144	11,832	2%	-8%
Latvia	84,118	7,786	16,601	2,333	-80%	-70%
Lithuania	63,888	9,584	30,551	4,947	-52%	-48%
Malta	236	411	96	212	-59%	-49%
Montenegro	430	195	21	130	-95%	-33%
Norway	1,035	2,952	155	2,795	-85%	-5%
Netherlands	34,479	15,272	12,521	12,655	-64%	-17%
Poland	41,035	9,342	20,442	4,542	-50%	-51%
Portugal	3,733	3,105	5,938	4,574	59%	47%
Romania	110,803	15,942	69,820	10,765	-37%	-32%
United Kingdom	11,009	6,862	3,254	3,226	-70%	-53%
Russia	49,993	9,189	83,610	13,210	67%	44%
Slovenia	585	866	647	864	11%	0%
Sweden	2,644	1,153	1,709	746	-35%	-35%
Turkey	23,838	26,096	36,362	14,204	53%	-46%
Ukraine	43	10	588	457	1265%	4262%
<b>Total EUROPE</b>	<b>802,526</b>	<b>357,431</b>	<b>571,000</b>	<b>293,228</b>	<b>-29%</b>	<b>-18%</b>

Source: CNSC



## 2. Tonnage per Port

COUNTRY - AFRICA	PORTS	July - Sept 2024		July - Sept 2025		Variati on export	Variation import
		Export (t)	Import (t)	Export (t)	Import (t)		
South Africa	Cape Town	136	1,534	222	7,862	63%	413%
	Coega	20	22	-	136	-100%	514%
	Durban	655	3,217	318	6,121	-51%	90%
	Port Elizabeth	-	532	-	119	-	-78%
Algeria	Alger	1,905	10	1,376	128	-28%	1195%
	Béjaïa	99	91	-	5	-100%	-94%
	Djen Djen	-	29,260	-	55,000	-	88%
	Oran	-	26	-	170	-	556%
Angola	Lobito	-	81	-	189	-	133%
	Luanda	1,266	5	115	160	-91%	3393%
Benin	Cotonou	26	3	193	2	634%	-22%
The Comoros	Moroni	-	-	3	-	-	-
Congo - Brazzaville	Pointe-Noire	1,046	57,683	1,515	64,287	45%	11%
Côte d'Ivoire	Abidjan	866	28,670	1,013	39,944	17%	39%
	San-Pedro	-	-	-	9	-	-
Djibouti	Djibouti	25	6	40	-	61%	-100%
Egypt	Al Arish port	-	18,000	-	-	-	-100%
	Alexandria	697	5,426	474	3,414	-32%	-37%
	Damiette	89	1,411	58	5,134	-35%	264%
	Dumyat	-	-	-	27,379	-	-
	El Qahira	84	-	-	21,489	-100%	-
	El-Dekheila	-	175,272	-	-	-	-100%
	Port-Saïd	210	61,352	-	63,605	-100%	4%
	Sokhna	-	129	-	441	-	243%
Gabon	Libreville	168	4,062	7,506	771	4365%	-81%
	Owendo	23	400	-	5,054	-100%	1164%
	Port Gentil	-	1,092	285	6,907	-	533%
Ghana	Accra	-	-	1	-	-	-
	Takoradi	-	287	19	14	-	-95%
	Tema	633	13,366	5	621	-99%	-95%
Guinea	Conakry	189	37	20	-	-89%	-100%
Guinea Bissau	Bissau	421	-	-	-	-100%	-
	Bata	121	-	565	-	368%	-
	Luba	24	12	31	0	30%	-97%
Réunion Island	Malabo	232	-	2,026	2,672	774%	-
	Pointe des Galets	469	12	187	3	-60%	-77%
	Port Reunion	114	-	21	-	-82%	-
Mauritius Island	Port-Louis	204	354	97	3,151	-53%	791%
Kenya	Mombasa	1,127	892	3	25	-100%	-97%

COUNTRY - AFRICA	PORTS	July - Sept 2024		July - Sept 2025		Variati on export	Variation import
		Export (t)	Import (t)	Export (t)	Import (t)		
Liberia	Greenville	-	3,976	-	2,000	-	-50%
	Monrovia	-	3,681	-	1,262	-	-66%
Libya	Benghazi	10	-	-	-	-100%	-
Madagascar	Antananarivo	4	-	-	-	-100%	-
	Tamatave	-	-	41	3	-	-
Mali	Bamako	13	-	-	-	-100%	-
Morocco	Agadir	117	4,900	-	6,156	-100%	26%
	Casablanca	815	5,982	701	6,006	-14%	0%
	Jorf Lasfar	-	11,000	-	2,386	-	-78%
	Tanger Med	78	9	-	88	-100%	853%
	Tanger Ville	-	-	-	4	-	-
Mauritania	High Sea, Mauritania	-	15,757	-	13,397	-	-15%
	Nouadhibou	-	1,750	-	2,895	-	65%
	Nouakchott	34	1,102	27	1,487	-19%	35%
Mozambique	Beira	-	-	-	72	-	-
	Maputo	4	-	-	-	-100%	-
Namibia	Walvis Bay	-	22,939	-	81	-	-100%
Nigeria	Apapa	3	141,910	-	120,837	-100%	-15%
	Lagos	3	29,456	-	41,199	-100%	40%
	Onne	-	-	-	30,000	-	-
	Port Harcourt	-	-	2	-	-	-
	Tincan Island	23	390	-	603	-100%	55%
Democratic Republic of Congo	Banana	-	25	-	112	-	348%
	Kinshasa	119	-	88	-	-26%	-
	Matadi	27	2	174	1,448	556%	84075%
Sao Tome and Principe	Sao Tome	-	-	-	6,000	-	-
Senegal	Dakar	16,319	2,427	16,043	3,063	-2%	26%
Sierra Leone	Freetown	-	33	10	-	-	-100%
Somalia	Mogadiscio	-	-	315	-	-	-
Sudan	Port-Sudan	-	-	130	-	-	-
Tanzania	Dar es Salaam	-	19	28	503	-	2498%
Togo	Lome	57	184,863	23	387,919	-59%	110%
Tunisia	Gabès	-	1,684	-	-	-	-100%
	La Goulette	-	4	-	16	-	290%
	Radès	-	1,970	5	122	-	-94%
	Sfax	484	17,341	79	15,097	-84%	-13%
	Sousse	-	28	-	-	-	-100%
Tunis	22	12,522	197	13,044	806%	4%	
Zambia	Lusaka	15	-	-	-	-100%	-



Source: CNSC

COUNTRY - AMERICA	PORTS	July - Sept 2024		July - Sept 2025		Variation export	Variation import
		Export (t)	Import (t)	Export (t)	Import (t)		
Argentina	Buenos Aires		3,362		3,214		-4%
	Mar del Plata		8,361		9,070		8%
	Puerto Madryn		-		87		
	Rosario		265		-		-100%
	San Lorenzo		31,104		58,110		87%
Bahamas	Freeport		2		-		-100%
	Bahamas						
Brazil	Areia Branca		21,060		24,400		16%
	Itapoá		31		-		-100%
	Manaus		-		42		
	Paranaguá		261		739		183%
	Rio de Janeiro	211	60	-	37	-100%	-38%
	Rio Grande	169	27	42	542	-75%	1905%
	Salvador	162		20		-88%	
	Santos	42	61,107	42	54,322	0%	-11%
	Suape		-		266		
	Vitoria		3,422		909		-73%
Canada	Baie - Comeau		-		10,000		
	Bay Bulls		-		4		
	Calgary	18		-		-100%	
	Halifax	-	37	4	34		-8%
	Montreal		-		65		
	Montreal	987	3,062	1,021	1,814	3%	-41%
	Quebec	20	10,000	161	12,000	703%	20%
	Saint John		-		13,026		
	Sorel		17,467		-		-100%
	Toronto	798	-	544	10	-32%	
Chile	Vancouver		30		69		131%
	Coronel		338		677		100%
	Lirquen		27		-		-100%
	San Antonio		43		52		20%
	San Vicente		556		370		-34%
	Valparaiso		-		4		
Colombia	Barranquilla		-		4,908		
	Buenaventura		1,628		-		-100%
	Carthagène COL	168	35	190	8,185	13%	23218%
	Santa Marta		-		8,820		
Costa Rica	Moín		21		1		-96%
USA	Alpharetta		-		26		
	Baltimore	127	1,272	1,172	1,533	821%	21%
	Beaumont		4,000		-		-100%

COUNTRY - AMERICA	PORTS	July - Sept 2024		July - Sept 2025		Variation export	Variation import
		Export (t)	Import (t)	Export (t)	Import (t)		
USA	Boston		67		-		-100%
	Brooklyn				-		31
	Chalmette				13,262		-
	Charleston	125	646	258	1,780	107%	176%
	Chicago		-		325		0
	Cincinnati		-		19		
	Corpus Christi				23,483		-
	Detroit				-		0
	Elizabeth				-		24
	Freeport				37		47
	Georgetown		-		2		
	Houston	145	6,309	128	5,308	-12%	-16%
	Jacksonville				16		27
	Kansas City				7		-
	Lagrange	18			-		-100%
	Long Beach				28		52
	Los Angeles	72	138	-	57	-100%	-59%
	Miami	274	27	417	77	52%	184%
	Mobile	36	52	114	-	215%	-100%
	Naples USA				-		41
	New Jersey		-		14		
	New York	4,310	583	4,383	1,104	2%	89%
	Newark	243	606	1,070	44	341%	-93%
	Norfolk	2,018	893	55	1,923	-97%	115%
	North Charleston				15		-
New-Orleans				128		263	
Oakland				157		176	
Providence				24		-	
Red Hook	14			-		-100%	
Savannah	1,055	621	888	1,134	-16%	83%	
Seattle	254	77	38	98	-85%	27%	
Tacoma				27		-	
Wilmington				-		4	
Guatemala	Puerto Barrios				-		48
	Altamira				238		135
Mexico	Ensenada	21			-		1,866
	Manzanillo	42			-		-100%
	Vera cruz	67	2		-		5
	Corinto	11			-		-100%
Nicaragua	Managua				-		2
	Asuncion				-		2
Paraguay	Callao				-		272
Peru							42
							539
							98%



COUNTRY - AMERICA	PORTS	July - Sept 2024		July - Sept 2025		Variation export	Variation import
		Export (t)	Import (t)	Export (t)	Import (t)		
Dominican Republic	Caucedo	236		145		-39%	
Trinidad and Tobago	Port of Spain	3		-		-100%	
Uruguay	Montevideo	-	4,614	544	2,475		-46%

Source: CNSC

COUNTRY - ASIA	PORTS	July-Sept 2024		July-Sept 2025		Variation export	Variation import
		Export (t)	Import (t)	Export (t)	Import (t)		
Saudi Arabia	Ad Dammam		208		-		-100%
	Al Jubail		178		544		206%
	Dammam	479	-	94	25	-80%	
	Jeddah	1,165	1,646	2,470	1,307	112%	-21%
	King Abdullah Port		51		874		1630%
	Riyadh	3		-		-100%	
Bahrain	Bahrain		29		18		-38%
Bangladesh	Chattogram		-		59		
	Chittagong	50,315	198	27,375	201	-46%	2%
	Chittagong		-		120		
Cambodia	Phnom Penh	50		101		102%	
	Siem Reap	301		-		-100%	
	Sihanoukville	-		223			
China	Anqing		-		19		
	Bayuquan		-		2,179		
	Beijiao		103		8		-93%
	Changsha		-		54		
	Changshu		-		222		
	Changzhou		2,731		7,613		179%
	Chongqing		426		623		46%
	Dalian		4,606		5,039		9%
	Dongguan		51		-		-100%
	Fangcheng		28		28		0%
	Fuqing		109		18		-83%
	Fuzhou		2,684		1,958		-27%
	Gāolán		1,776		113		-94%
	Gaoming		1,149		1,371		19%
	Gaosha		104		142		37%
	Gaoyao		333		-		-100%
	Guangzhou		54		193		256%
	Haikou			220		2,141	873%
	Hefei	8	-	-	6		-100%

COUNTRY - ASIA	PORTS	July-Sept 2024		July-Sept 2025		Variation export	Variation import
		Export (t)	Import (t)	Export (t)	Import (t)		
	Huangpu	-	234	166	76		-67%
	Jiangmen		1,342		852		-37%
	Jiangyin		22		51		133%
	Jiaxing		28		83		196%
	Jingjiang	-		262			
	Jingtang		-		51,081		
	Jiujiang		224		897		300%
	Lianyungang		6,508		38,857		497%
	Mawei		89		105		18%
	Nanchang		-		6		
	Nanjing	559	14,614	-	3,753	-100%	-74%
	Nansha	7,666	51,387	4,964	68,193	-35%	33%
	Nantong		23,000		115,130		401%
	Ningbo	427	46,284	981	57,954	130%	25%
	Pudong/Shanghai		-		16		
	Qingdao	1558	37,121	119	53,861	-92%	45%
	Qinhuangdao		189		53		-72%
	Qinzhou		579		634		9%
	Sanrong		-		1,126		
	Sanshui		168		444		164%
	Shanghai	4280	29,072	3,010	24,198	-30%	-17%
	Shantou		514		850		65%
	Shatian	583		-		-100%	
	Shekou		3,880		5,914		52%
	Shenzhen		12		44		255%
	Shunde		44		195		341%
	Taicang		-		1,157		
	Taizhou		23		24		3%
	Tianji Xingang		-		3,054		
	Tianjin	553	48,537	284	55,217	-49%	14%
	Waihai		-		6		
	Waimao		-		11		
	Weihai		-		803		
	Wenzhou		438		683		56%
	Wuhan		780		209		-73%
	Wuhu		371		188		-49%
	Wuzhou		84		79		-6%
	Xiamen	560	7,262	448	20,522	-20%	183%
	Xiaolan		172		148		-14%
	Xiaoshan		-		15		
	Xingang	29	11,625	13	16,493	-53%	42%
	Yangpu		527		392		-26%
	Yangzhou		72		173		139%
	Yantian	451	1,433	414	2,650	-8%	85%



COUNTRY - ASIA	PORTS	July-Sept 2024		July-Sept 2025		Variation export	Variation import
		Export (t)	Import (t)	Export (t)	Import (t)		
	Yi Chang		214		206		-4%
	Yizheng		-		3,300		
	Yueyang		-		51		
	Yunfu		28		169		503%
	Zha Pu		97		23		-76%
	Zhangjiagang	80,064	15,363	49,874	41,306	-38%	169%
	Zhanjiang		7		107		1498%
	Zhaoqing		2,372		-		-100%
	Zhenjiang		326		4,255		1204%
	Zhongshan		119		20		-83%
	Zhuhai		95		194		104%
South Korea	Busan	7	2,633	17	1,564	148%	-41%
	Gwangyang		154		194		26%
	Incheon		23,662		1,026		-96%
	Kwangyang		100		176		76%
	Masan		-		62		
	Pyeongtaek		25		-		-100%
	Pyungtaek		-		13		
	Seoul		-		27		
United Arab Emirates	Abu Al Bukhoosh		37		-		-100%
	Abu Dhabi	261	127	-	653	-100%	415%
	Ajman		28		-		-100%
	Dubai		85		33		-61%
	Fujairah		4,750		1,903		-60%
	Jebel Ali	6686	26,754	4,489	24,351	-33%	-9%
	Mina Saqr		59,561		-		-100%
Sharjah		63		1,070		1607%	
Hong Kong SAR China	Hong Kong		238		225		-5%
India	Chennai		200		591		195%
	Cochin		42		81		92%
	Ennore	229	924	-	485	-100%	-48%
	Haldia		156		15		-90%
	Hazira		2,466		10,404		322%
	Kakinada		-		11,167		
	Kandla		-		172,152		
	Kattupalli		131		337		158%
	Kolkata	56	396	104	623	86%	57%
	Madras	89	-	-	-	-100%	
	Mangalore	-	-	18	68		
	Mumbai		18		238		1215%
	Mundra	233	13,898	551	13,366	137%	-4%
	New Delhi	20		105		423%	
	New Mangalore		18		15		-15%

COUNTRY - ASIA	PORTS	July-Sept 2024		July-Sept 2025		Variation export	Variation import
		Export (t)	Import (t)	Export (t)	Import (t)		
Indonesia	Nhava Sheva	1,046	11,572	237	15,003	-77%	30%
	Pipavav		314		806		157%
	Tuticorin	1,454	633	721	123	-50%	-81%
	Visakhapatnam		1,023		531		-48%
	Batam		-		106		
	Belawan	-	47	22	155		229%
	Jakarta	1,604	796	413	613	-74%	-23%
	Makassar		-		27		
	Palembang	-		183			
	Perawang		578		609		5%
Iraq	Poso, Sulawesi		20,507		-		-100%
	Semarang		27		119		348%
	Surabaya	53	935	125	1,659	136%	77%
	Tanjung Pelepas	201	801	-	76	-100%	-90%
	Tanjung Perak		656		-		-100%
	Tanjung Priok	-	1,452	261	1,779		22%
	Umm Qasr	94		-		-100%	
	Ashdod		99		10		-90%
Israel	Haifa		-		2		
	Hakata		53		434		725%
Japan	Kobe	-	807	6	1,686		109%
	Moji		6		-		-100%
	Nagoya	1,062	71	603	232	-43%	227%
	Naha		-		62		
	Nanao		46		-		-100%
	Osaka		-		22		
	Shimizu		-		42		
	Shinagawa	-		50			
	Tokyo	61		-		-100%	
	Tomakomai		-		78		
Jordan	Ube		23,000		-		-100%
	Yokohama	100	2,378	100	3,747	0%	58%
	Yokosuka		-		25		
	Aqaba	221	821	154	680	-30%	-17%
	Shuaiba		459		998		117%
Kuwait	Shuwaikh		35		24		-32%
	Beirut	210	678	312	827	48%	22%
Lebanon	Kelang		-		335		
	Pasir Gudang	602	18	3,076	262	411%	1328%
	Penang	1,480	150	300	605	-80%	303%
	Port Kelang	3,291	1,940	4,458	3,042	35%	57%
	Tanjung Pelepas	201	801	-	76	-100%	-90%
Maldives	Male		15		-	-100%	
Myanmar	Yangon		5,364		-		-100%



COUNTRY - ASIA	PORTS	July-Sept 2024		July-Sept 2025		Variation export	Variation import
		Export (t)	Import (t)	Export (t)	Import (t)		
Oman	Duqm		-		373		
	Salalah		710		-		-100%
	Sohar	23	441	-	179	-100%	-59%
Pakistan	Karachi	650	55,561	659	273,319	1%	392%
	Port Qasim	274	3,215	240	616	-12%	-81%
The Philippines	Batangas		-		243		
Qatar	Doha	21	128	20	271	-3%	112%
	Hamad	-	1,356	44	1,174		-13%
	Mesaieed		1,303		991		-24%
Singapore	Jurong		-		13		
	Singapore	3	11,315	-	1,241	-100%	-89%
Sri Lanka	Colombo	4	18	16	63	293%	257%
Syria	Lattaquie		-		48		
Taiwan	Kaohsiung	2,444	126	2,691	344	10%	173%
	Keelung	-	155	102	35		-77%
	Taichung	245	114	65	38	-73%	-67%
	Taipei		54		-		-100%
Thailand	Bangkok		26		24		-5%
	Koh Sichang		134,553		66,978		-50%
	Laem Chabang	-	2,923	200	5,161		77%
	Songkhla		35		-		-100%
North Vietnam	Haiphong	68,564	1,049	74,204	2,079	8%	98%
	Hanoi	5,442		5,568		2%	
	Vung Tau		2,164		1,722		-20%
South Vietnam	Cát Lái	2,832	-	999	25	-65%	
	Da Nang	-	-	101	11		
	Ho Chi Minh City		1,044		3,112		198%
	Vietnam Lee & Man Port	-		600			

Source : CNSC

COUNTRY - EUROPE	PORTS	July - Sept 2024		July - Sept 2025		Variation export	Variation import
		Export (t)	Import (t)	Export (t)	Import (t)		
Albania	Durrës	125		126		1%	
Germany	Bremen		-		1		
	Bremerhaven	1,162	1,112	295	2,143	-75%	93%
	Hamburg	5,192	7,734	4,285	10,419	-17%	35%
	Mukran		-		23,000		
	Rostock		-		26,200		
Austria	Wilhelmshaven		-		125		
	Geretsberg	41		-		-100%	

COUNTRY - EUROPE	PORTS	July - Sept 2024		July - Sept 2025		Variation export	Variation import
		Export (t)	Import (t)	Export (t)	Import (t)		
Belgium	Antwerp	83,716	158,774	52,095	61,789	-38%	-61%
	Avilés		-		2		
	Bruges-Zeebruges	-	-	91	29		
	Brussels	29	-	-	29	-100%	
	Ostende		-		2		
	Bourgas	-	-	229	27		
Bulgaria	Varna	-	900	660	820		-9%
Cyprus	Limassol	215	167	102	137	-53%	-18%
Croatia	Ploce		11		-		-100%
	Rijeka	22	183	-	47	-100%	-75%
Denmark	Aalborg		5		38		634%
	Aarhus	65	98	296	88	355%	-11%
	Callumbourg		2		-		-100%
	Copenhagen		221		213		-4%
	Fredericia		6		52		792%
	Algésiras	4,337	653	854	1,012	-80%	55%
Spain	Alicante		19		18		-3%
	Almería		1,440		430		-70%
	Arrecife	82		-			-100%
	Barcelona	1,819	2,751	4,420	2,265	143%	-18%
	Bilbao	670	3,184	25	5,239	-96%	65%
	Carthagène ESP	254	26	-	25,116	-100%	97221%
	Garrucha		80,940		-		-100%
	Gijón	-	794	19	417		-47%
	Las Palmas	108	1,615	-	1,880	-100%	16%
	Málaga		-		27		
	Marin	24	76	23	17	-3%	-77%
	Port of Barcelona		130		-		-100%
	Sagunt		25		-		-100%
	Santa Cruz de Tenerife	51		-			-100%
	Tarragone	-		303			
	Tenerife	-		43			
	Valence	8,701	8,155	5,279	9,214	-39%	13%
Vigo	252	471	237	386	-6%	-18%	
Estonia	Tallinn	114	39	141	-	24%	-100%
	Helsinki		209		314		50%
Finland	Kotka	172	261	111	1,060	-35%	307%
	Oulu		48		54		11%
	Rauma		80		71		-12%
	Angers	20		95		386%	
France	Bassens	15	571	16	180	8%	-69%



COUNTRY - EUROPE	PORTS	July - Sept 2024		July - Sept 2025		Variation export	Variation import
		Export (t)	Import (t)	Export (t)	Import (t)		
	Brem-sur-Mer		-		8		
	Brest		-		48		
	Caen	891		1,593		79%	
	Dunkerque		6,643		2,566		-61%
	Fos-sur-Mer	155	1,324	611	1,016	294%	-23%
	Groslée	10		-		-100%	
	La Pallice	2,217	-	1,953	22,650	-12%	
	La Rochelle-Pallice	72		328		356%	
	Le Havre	3,714	13,314	2,797	12,784	-25%	-4%
	Marseille	-	1,214	4	915		-25%
	Montoir-de-Bretagne	111	680	9	967	-92%	42%
	Nantes		-		1		
	Paris	1		-		-100%	
	Port Vendres	15,691	1,361	7,865	2,236	-50%	64%
	Rouen	6,400	50,419	5,154	33,447	-19%	-34%
	Sete		24		-		-100%
	Sète	-	71	60	164		133%
	Toulon		-		0		
	Toulouse		-		0		
Georgia	Poti	37	-	21	24	-45%	
Greece	Piraeus	780	882	313	365	-60%	-59%
	Thessalonica	1,601	19	320	48	-80%	149%
Guadeloupe	Pointe-à-Pitre	-	7	24	-		-100%
Faeroe Islands	Runavik		56		-		-100%
Ireland	Aughinish		16,042		25,206		57%
	Belfast Ireland		57		26		-54%
	Cork	1,082	-	1,356	144	25%	
	Dublin	328	951	80	2,062	-76%	117%
Italy	Ancona	25	73	-	46	-100%	-37%
	Bari	237	2	238	7	0%	200%
	Genoa	1,678	3,456	3,633	3,970	117%	15%
	Gioia Tauro	424		214		-50%	
	La Spezia		232		826		256%
	Livorno	9,923	4,172	9,231	3,867	-7%	-7%
	Naples	641	323	-	-	-100%	-100%
	Naples Italy	-	-	378	251		
	Palermo	37		-		-100%	
	Piombino		-		712		
	Pozzallo	110		-		-100%	
	Ravenna	722	512	761	37	5%	-93%
	Salerno	133	629	1,061	548	696%	-13%
	Termini Imerese		-		12		

COUNTRY - EUROPE	PORTS	July - Sept 2024		July - Sept 2025		Variation export	Variation import
		Export (t)	Import (t)	Export (t)	Import (t)		
	Trieste	442	605	419	416	-5%	-31%
	Vado Ligure	130	25	-	-	-100%	-100%
	Vasto	657		1,067		62%	
	Venice	102	866	24	454	-77%	-48%
Latvia	Liepaja		20,000		-		-100%
	Riga		64,118		16,601		-74%
Lithuania	Klaipeda	213	63,888	156	30,551	-27%	-52%
Malta	Malta	89	47	100	-	12%	-100%
	Marsaxlokk		189		96		-49%
Martinique	Fort-de-France	-		43			
Montenegro	Bar		430		21		-95%
Norway	Ålesund		91		15		-83%
	Bergen		21		21		1%
	Brevik		583		-		-100%
	Kristiansand		23		20		-12%
	Oslo		296		74		-75%
	Stavanger		21		25		19%
	Tananger	-		3			
Netherlands	Amsterdam	6,662	44	11,000	22	65%	-49%
	High Sea, Netherlands		-		2,909		
	Rotterdam	3044	32,341	2,938	9,589	-4%	-70%
	Westdorpe	84	2,022	148	-	76%	-100%
	Zaandam		72		-		-100%
Poland	Gdansk	454	1,714	350	1,083	-23%	-37%
	Gdynia	168	22,275	232	3,359	38%	-85%
	Swinoujscie		17,045		-		-100%
	Szczecin		-		16,000		
Portugal	Bobadela	18		-		-100%	
	Leixoes	901	1,943	268	1,245	-70%	-36%
	Lisbon	1,268	1,528	735	4,242	-42%	178%
	Setúbal		-		85		
	Sines		-		366		
	Viana do Castelo	402	262	685	-	71%	-100%
Czech Republic	Prague	-		11			
Romania	Constanta	197	110,803	385	69,820	96%	-37%
United Kingdom	Aberdeen	252		25		-90%	
	Belfast	-	118	47	114		-3%
	Felixstowe	320	138	93	-	-71%	-100%
	Grangemouth		225		235		4%
	Greenock		-		102		
	Immingham		7,464		-		-100%
	Liverpool	1,626	109	847	15	-48%	-86%



COUNTRY - EUROPE	PORTS	July - Sept 2024		July - Sept 2025		Variation export	Variation import
		Export (t)	Import (t)	Export (t)	Import (t)		
	London	30	1,902	353	2,211	1094%	16%
	Portsmouth	11,302	347	9,269	300	-18%	-14%
	Southampton	30	-	48	1	60%	
	Thamesport		3		-		-100%
	Tilbury	1,853	702	1,380	276	-26%	-61%
Russia	Novorossiysk		20,000		-		-100%
	Saint-Petersburg	-	-	45	20		
	Taman		-		65,170		
	Ust-Luga		29,993		18,420		-39%
Slovenia	Koper	127	585	-	647	-100%	11%
Sweden	Gävle		62		15		-76%
	Göteborg		404		489		21%
	Norrköping		-		367		
	Norrköping		2,124		818		-62%
	Stockholm		56		21		-63%
Switzerland	Lausanne	11		-		-100%	
Turkey	Aliaga		1,355		17,021		1156%
	Ambarli	704	447	1,332	650	89%	45%
	Antalya		304		1,879		519%
	Asyaport		13		-		-100%
	Autoport		-		31		
	Yeniköy		-				
	Duzce	-		124			
	Evyap	913	6	1,207	20	32%	257%
	Gebze	2,284	1,544	366	2,410	-84%	56%
	Gemlik	223	799	22	1,411	-90%	77%
	Iskenderun		4,306		4,171		-3%
	Istanbul	43	941	123	2,014	189%	114%
	Izmir	-	172	38	-		-100%
	Izmit	6,060	1,150	3,925	987	-35%	-14%
	Korfez	108		-		-100%	
	Kumport		50		155		212%
	Mardas		9		-		-100%
	Marpport		14		-		-100%
	Mersin	70	11,314	22	4,155	-68%	-63%
	Samsun		13		26		100%
Tekirdag		1,201		1,364		14%	
Yarimca	42	202	223	67	428%	-67%	
Ukraine	Chornomorsk		43		156		262%
	Odesa		-		192		
	Odessa		-		240		

Source : CNSC

COUNTRY - OCEANIA	PORTS	July - Sept 2024		July - Sept 2025		Variation export	Variation import
		Export (t)	Import (t)	Export (t)	Import (t)		
Australia	Fremantle		-		16		
	Melbourne		-		667		
	Sydney		60		54		-11%
New-Zealand	Auckland		-		0		
	Bluff		514		515		0%
	Lyttelton		604		2,982		393%
	Napier		85		-		-100%
	Nelson		-		200		
	Port Chalmers		812		27		-97%
	Tauranga		143		404		183%

Source: CNSC



### 3. Traffic per product

#### 3.1. Outbound traffic per product

Products	July - Sept 2024		July - Sept 2025		Variation in weight	Variation in value
	Quantity (t)	Fob Value (M.CFAF)	Quantity (t)	Fob Value (M.CFAF)		
<b>ALUMINIUM AND ARTICLES THEREOF</b>	<b>2,902</b>	<b>2,772</b>	<b>7,097</b>	<b>9,402</b>	<b>145%</b>	<b>239%</b>
Unwrought aluminium	2,681	2,247	6,470	8,015	141%	257%
Household or household economy, hygiene or toilet articles and parts thereof, of aluminium; sponges, tor ...	14	58	0	0	-99%	-100%
Other aluminium articles	6	28	1	0	-87%	-98%
Aluminium bars, rods and profiles	27	20	-	-	-100%	-100%
Aluminium plates, sheets and strip, of a thickness exceeding 0,2 mm	176	419	626	1,386	256%	230%
<b>OTHER MADE-UP TEXTILE ARTICLES; SETS; WORN CLOTHING AND WORN TEXTILE ARTICLES; RAGS</b>	<b>4</b>	<b>7</b>	<b>41</b>	<b>1,023</b>	<b>1029%</b>	<b>15246%</b>
Other made-up articles, including dress patterns	-	-	1	8		
Other furnishing articles, excluding those of heading 9404	2	4	-	-	-100%	-100%
Tarpaulins and awnings; tents; sails for boats, windsurfers or sand yachts; camp items ...	-	-	40	1,014		
Blankets and travelling rugs	2	3	-	-	-100%	-100%
Bedlinen, table linen, toilet linen and kitchen linen	-	-	0	0		
<b>PRODUCTS OF ANIMAL ORIGIN, NOT ELSEWHERE SPECIFIED OR INCLUDED</b>	<b>74</b>	<b>16</b>	<b>60</b>	<b>12</b>	<b>-20%</b>	<b>-24%</b>
Animal products not elsewhere specified or included; dead animals of Chapter 1 or 3, unfit for human consumption	74	16	60	12	-20%	-24%
<b>WOOD AND ARTICLES OF WOOD; WOOD CHARCOAL</b>	<b>299,842</b>	<b>65,378</b>	<b>241,125</b>	<b>54,821</b>	<b>-20%</b>	<b>-16%</b>
Tableware and kitchenware, of wood	-	-	0	0		
Other articles of wood	15	3	22	7	41%	156%
Plywood	712	217	1,067	224	50%	3%
Sawn wood	186,690	50,836	161,507	42,148	-13%	-17%
Wood logs	<b>98,441</b>	<b>8,905</b>	<b>62,540</b>	<b>6,785</b>	<b>-36%</b>	<b>-24%</b>
Wood charcoal (including shell or nut charcoal), whether or not agglomerated	<b>19</b>	<b>2</b>	-	-	<b>-100%</b>	<b>-100%</b>
Plywood	13,966	5,416	15,988	5,657	14%	4%
Casks, vats, tubs and other cooperage and parts thereof, of wood, including staves ...	-	-	0	0		
<b>BEVERAGES, SPIRITS AND VINEGAR</b>	<b>1,850</b>	<b>503</b>	<b>1,640</b>	<b>447</b>	<b>-11%</b>	<b>-11%</b>
Undenatured ethyl alcohol of an alcoholic strength by volume of less than 80% vol.; eaux-de-vie, liqueurs and other ...	4	2	7	1	103%	-45%
Malt beers	375	167	523	216	40%	30%
Waters, including mineral waters and aerated waters, containing added sugar or other sweetening matter or flavouring...	1,463	334	-	-	-100%	-100%
Waters, including mineral waters and aerated waters, containing added sugar or other sweetening matter or flavouring...	-	-	18	7		
Waters, including mineral waters and aerated waters, containing added sugar or other sweetening matter or flavouring...	-	-	18	3		
Waters, including mineral waters and aerated waters, containing added sugar or other sweetening matter or flavouring...	-	-	6	1		



Products	July - Sept 2024		July - Sept 2025		Variation in weight	Variation in value
	Quantity (t)	Fob Value (M.CFAF)	Quantity (t)	Fob Value (M.CFAF)		
Waters, including mineral waters and aerated waters, containing added sugar or other sweetening matter or flavouring...	-	-	42	1		
Waters, including mineral waters and aerated waters, containing added sugar or other sweetening matter or flavouring...	-	-	4	1		
Waters, including mineral waters and aerated waters, containing added sugar or other sweetening matter or flavouring...	-	-	4	1		
Waters, including mineral waters and aerated waters, containing added sugar or other sweetening matter or flavouring...	-	-	6	1		
Waters, including mineral waters and aerated waters, containing added sugar or other sweetening matter or flavouring...	-	-	5	1		
Waters, including mineral waters and aerated waters, containing added sugar or other sweetening matter or flavouring...	-	-	2	0		
Waters, including mineral waters and aerated waters, containing added sugar or other sweetening matter or flavouring...	-	-	6	1		
Waters, including mineral waters and aerated waters, containing added sugar or other sweetening matter or flavouring...	-	-	4	1		
Waters, including mineral waters and aerated waters, containing added sugar or other sweetening matter or flavouring...	-	-	7	1		
Waters, including mineral waters and aerated waters, containing added sugar or other sweetening matter or flavouring...	-	-	2	1		
Waters, including mineral waters and aerated waters, containing added sugar or other sweetening matter or flavouring...	-	-	2	1		
Waters, including mineral waters and aerated waters, containing added sugar or other sweetening matter or flavouring...	-	-	2	0		
Waters, including mineral waters and aerated waters, containing added sugar or other sweetening matter or flavouring...	-	-	107	19		
Waters, including mineral waters and aerated waters, containing added sugar or other sweetening matter or flavouring...	-	-	<b>84</b>	<b>17</b>		
Waters, including mineral waters and aerated waters, containing added sugar or other sweetening matter or flavouring...	-	-	77	16		
Waters, including mineral waters and aerated waters, containing added sugar or other sweetening matter or flavouring...	-	-	49	10		
Waters, including mineral waters and aerated waters, containing added sugar or other sweetening matter or flavouring...	-	-	<b>50</b>	<b>9</b>		
Waters, including mineral waters and aerated waters, containing added sugar or other sweetening matter or flavouring...	-	-	41	8		
Waters, including mineral waters and aerated waters, containing added sugar or other sweetening matter or flavouring...	-	-	49	8		
Waters, including mineral waters and aerated waters, containing added sugar or other sweetening matter or flavouring...	-	-	41	7		
Waters, including mineral waters and aerated waters, containing added sugar or other sweetening matter or flavouring...	-	-	27	7		
Waters, including mineral waters and aerated waters, containing added sugar or other sweetening matter or flavouring...	-	-	10	4		



Products	July - Sept 2024		July - Sept 2025		Variation in weight	Variation in value
	Quantity (t)	Fob Value (M.CFAF)	Quantity (t)	Fob Value (M.CFAF)		
Waters, including mineral waters and aerated waters, containing added sugar or other sweetening matter or flavouring...	-	-	19	3		
Waters, including mineral waters and aerated waters, containing added sugar or other sweetening matter or flavouring...	-	-	8	3		
Waters, including mineral waters and aerated waters, containing added sugar or other sweetening matter or flavouring...	-	-	4	3		
Waters, including mineral waters and aerated waters, containing added sugar or other sweetening matter or flavouring...	-	-	12	3		
Waters, including mineral waters and aerated waters, containing added sugar or other sweetening matter or flavouring...	-	-	16	3		
Waters, including mineral waters and aerated waters, containing added sugar or other sweetening matter or flavouring...	-	-	6	2		
Waters, including mineral waters and aerated waters, containing added sugar or other sweetening matter or flavouring...	-	-	3	2		
Waters, including mineral waters and aerated waters, containing added sugar or other sweetening matter or flavouring...	-	-	8	2		
Waters, including mineral waters and aerated waters, containing added sugar or other sweetening matter or flavouring...	-	-	4	2		
Waters, including mineral waters and aerated waters, containing added sugar or other sweetening matter or flavouring...	-	-	1	2		
Waters, including mineral waters and aerated waters, containing added sugar or other sweetening matter or flavouring...	-	-	4	1		
Waters, including mineral waters and aerated waters, containing added sugar or other sweetening matter or flavouring...	-	-	4	1		
Waters, including mineral waters and aerated waters, containing added sugar or other sweetening matter or flavouring...	-	-	2	1		
Waters, including mineral waters and aerated waters, containing added sugar or other sweetening matter or flavouring...	-	-	6	1		
Waters, including mineral waters and aerated waters, containing added sugar or other sweetening matter or flavouring...	-	-	1	0		
Waters, including mineral waters and aerated waters, containing added sugar or other sweetening matter or flavouring...	-	-	3	0		
Waters, including mineral waters and aerated waters, containing added sugar or other sweetening matter or flavouring...	-	-	3	0		
Waters, including mineral waters and aerated waters, containing added sugar or other sweetening matter or flavouring...	-	-	0	0		
Waters, including mineral waters and aerated waters, containing added sugar or other sweetening matter or flavouring...	-	-	0	0		
Waters, including mineral waters and aerated waters, containing added sugar or other sweetening matter or flavouring...	-	-	1	0		
Waters, including mineral waters and aerated waters, containing added sugar or other sweetening matter or flavouring...	-	-	0	0		
Waters, including mineral waters and aerated waters, containing added sugar or other sweetening matter or flavouring...	-	-	86	18		



Products	July - Sept 2024		July - Sept 2025		Variation in weight	Variation in value
	Quantity (t)	Fob Value (M.CFAF)	Quantity (t)	Fob Value (M.CFAF)		
Waters, including mineral waters and aerated waters, containing added sugar or other sweetening matter or flavouring...	-	-	85	17		
Waters, including mineral waters and aerated waters, containing added sugar or other sweetening matter or flavouring...	-	-	67	12		
Waters, including mineral waters and aerated waters, containing added sugar or other sweetening matter or flavouring...	-	-	43	9		
Waters, including mineral waters and aerated waters, containing added sugar or other sweetening matter or flavouring...	-	-	30	7		
Waters, including mineral waters and aerated waters, containing added sugar or other sweetening matter or flavouring...	-	-	16	5		
Waters, including mineral waters and aerated waters, containing added sugar or other sweetening matter or flavouring...	-	-	4	2		
Waters, including mineral waters and aerated waters, containing added sugar or other sweetening matter or flavouring...	-	-	3	1		
Waters, including mineral waters and aerated waters, containing added sugar or other sweetening matter or flavouring...	-	-	2	1		
Waters, including mineral waters and aerated waters, containing added sugar or other sweetening matter or flavouring...	-	-	1	1		
Waters, including mineral waters and aerated waters, containing added sugar or other sweetening matter or flavouring...	-	-	0	0		
Edible vinegars and vinegar substitutes obtained from acetic acid	8	1	5	0	-40%	-40%
<b>COCOA AND COCOA PREPARATIONS</b>	<b>25,535</b>	<b>115,993</b>	<b>32,922</b>	<b>147,213</b>	<b>29%</b>	<b>27%</b>
Cocoa butter, fats and oil	6,951	24,397	6,913	34,989	-1%	43%
Cocoa beans	5,106	24,793	10,906	50,866	114%	105%
Chocolate and other food preparations containing cocoa	596	1,182	492	1,093	-17%	-8%
Cocoa shells, husks, skins and other cocoa waste	375	19,776	676	64	80%	-100%
Cocoa paste	12,500	45,826	13,934	60,202	11%	31%
Cocoa powder, not containing added sugar or other sweetening matter	7	19	-	-	-100%	-100%
<b>COFFEE, TEA, MATÉ AND SPICES</b>	<b>4,736</b>	<b>11,952</b>	<b>4,399</b>	<b>9,349</b>	<b>-7%</b>	<b>-22%</b>
Coffee	4,730	11,951	4,328	9,257	-8%	-23%
Ginger, saffron, turmeric (curcuma), thyme, bay leaves, curry and other spices	6	1	39	37	615%	4293%
Pepper of the genus Piper; dried or crushed or ground peppers of the genus Capsicum or of the genus Pimenta...	1	0	31	55	6153%	43030%
<b>RUBBER AND ARTICLES THEREOF</b>	<b>15,808</b>	<b>12,926</b>	<b>12,260</b>	<b>9,452</b>	<b>-22%</b>	<b>-27%</b>
Natural rubber, balata, gutta-percha, guayule, chicle and similar natural gums, in primary forms or...	15,790	12,899	12,256	9,447	-22%	-27%
Synthetic and artificial rubber for rubber derived from oils, in primary forms or in plates, sheets, etc.	-	-	4	5		
New pneumatic tyres, of rubber	18	27	-	-	-100%	-100%
<b>CEREALS</b>	<b>4</b>	<b>0</b>	<b>7</b>	<b>2</b>	<b>71%</b>	<b>347%</b>
Cereal flours other than of wheat or meslin	4	0	-	-	-100%	-100%
Maize (corn)	-	-	7	2		
<b>FOOTWEAR, GAITERS AND THE LIKE; PARTS OF SUCH ARTICLES</b>	<b>-</b>	<b>-</b>	<b>1</b>	<b>0</b>		
Other footwear with outer soles and uppers of rubber or plastics	-	-	1	0		



Products	July - Sept 2024		July - Sept 2025		Variation in weight	Variation in value
	Quantity (t)	Fob Value (M.CFAF)	Quantity (t)	Fob Value (M.CFAF)		
<b>HEADGEAR AND PARTS THEREOF</b>	-	-	12	26		
Other headgear, whether or not lined or trimmed	-	-	12	26		
<b>COTTON</b>	<b>42,778</b>	<b>50,369</b>	<b>28,154</b>	<b>29,371</b>	<b>-34%</b>	<b>-42%</b>
Cotton	42,766	50,274	28,154	29,371	-34%	-42%
Woven fabrics of cotton, containing 85 % or more by weight of cotton, weighing more than 200 g/m <sup>2</sup>	13	95	-	-	-100%	-100%
<b>COPPER AND ARTICLES THEREOF</b>	<b>366</b>	<b>352</b>	<b>377</b>	<b>330</b>	<b>3%</b>	<b>-6%</b>
<b>Other articles of copper</b>	288	230	324	259	13%	13%
<b>Copper bars, rods and profiles</b>	-	-	1	1		
<b>Refined copper and copper alloys, unwrought</b>	78	121	52	70	-34%	-42%
<b>PERSONAL EFFECTS</b>	<b>204</b>	<b>152</b>	<b>304</b>	<b>222</b>	<b>49%</b>	<b>46%</b>
<b>FERTILISERS</b>	<b>22</b>	<b>38</b>	-	-	<b>-100%</b>	<b>-100%</b>
Mineral or chemical fertilisers, nitrogenous	1	0	-	-	-100%	-100%
Mineral or chemical fertilisers, potassic	21	38	-	-	-100%	-100%
<b>TANNING OR DYING EXTRACTS; TANNINS AND THEIR DERIVATIVES; PIGMENTS AND OTHER COLORING MATERIALS; PAINTS AND WORM ...</b>	<b>32</b>	<b>83</b>	<b>124</b>	<b>175</b>	<b>285%</b>	<b>112%</b>
Glazier's putty, resin cements and other putties; coatings used in painting; non-refractory plasters of ...	0	0	93	109	185618%	26991%
Colouring matter of vegetable or animal origin (including dye extracts, but excluding blacks ...	0	0	-	-	-100%	-100%
Synthetic organic colouring matter, whether or not chemically defined; preparations referred to in note 3...	0	0	-	-	-100%	-100%
Paints and varnishes based on synthetic polymers or modified natural polymers, dispersed or dissolved in a...	10	13	5	15	-54%	17%
Paints and varnishes based on synthetic polymers or modified natural polymers, dispersed or dissolved in a...	22	70	5	15	-79%	-79%
Pigments, opacifiers and prepared colours, vitrifiable compositions, engobes, liquid glosses and preparations if ...	-	-	22	37		
<b>DISCONTINUOUS SYNTHETIC OR ARTIFICIAL FIBERS</b>	<b>50</b>	<b>75</b>	-	-	<b>-100%</b>	<b>-100%</b>
Synthetic filament tow	50	75	-	-	-100%	-100%
<b>CAST IRON, IRON AND STEEL</b>	<b>73</b>	<b>15</b>	<b>74</b>	<b>25</b>	<b>1%</b>	<b>67%</b>
Stainless steel in ingots or other primary forms; semi-finished products of stainless steel	-	-	26	7		
Other bars and rods of iron or non-alloy steel	-	-	1	0		
Ferrous waste and scrap; remelting scrap ingots of iron or steel	73	15	23	1	-68%	-92%
Flat-rolled products of iron or non-alloy steel, of a width of 600 mm or more, plated or coated...	-	-	24	17		
<b>EDIBLE FRUITS; PEEL OF CITRUS FRUITS OR MELONS</b>	<b>78,274</b>	<b>11,065</b>	<b>34,493</b>	<b>9,982</b>	<b>-56%</b>	<b>-10%</b>
Apricots, cherries, peaches (including nectarines), plums and sloes, fresh	83	18	189	30	127%	61%
Other nuts, fresh or dried, whether or not shelled or peeled	26	7	50	10	90%	32%
Other fruits, fresh	0	0	2	0	335%	-28%
Banana	78,165	11,039	34,221	9,939	-56%	-10%
Fruit, dried, other than those of headings 0801 to 0806; mixtures of nuts or dried fruits of this cha...	-	-	30	4		
Coconuts, Brazil nuts and cashews, fresh or dry, even without their shell or shelled ...	-	-	2	0		
<b>OILSEEDS AND OIL FRUITS; MISCELLANEOUS SEEDS, SEEDS AND FRUITS; INDUSTRIAL OR MEDICINAL PLANTS; STRAWS AND ...</b>	<b>1626</b>	<b>264</b>	<b>1,287</b>	<b>466</b>	<b>-21%</b>	<b>76%</b>
Groundnuts, not roasted or otherwise cooked, whether or not shelled or broken	-	-	4	1		



Products	July - Sept 2024		July - Sept 2025		Variation in weight	Variation in value
	Quantity (t)	Fob Value (M.CFAF)	Quantity (t)	Fob Value (M.CFAF)		
Other oil seeds and oleaginous fruits, whether or not broken	1,553	225	1,171	380	-25%	69%
Soya beans, whether or not broken	-	-	1	1		
Plants, parts of plants, seeds and fruits of species used mainly in perfumery, medicine or ...	73	40	112	85	53%	114%
<b>ANIMAL OR VEGETABLE FATS AND OILS; PRODUCTS OF THEIR DISSOCIATION; PREPARED DIETARY FATS; WAXES ...</b>	<b>1,408</b>	<b>677</b>	<b>2,351</b>	<b>2,060</b>	<b>67%</b>	<b>204%</b>
Other fixed vegetable fats and oils (including jojoba oil) and their fractions, whether or not refined, but not chemically modified	1,063	481	-	-	-100%	-100%
Vegetable waxes (other than triglycerides), beeswax, other insect waxes and spermaceti, whether or not refined or coloured	-	-	20	6		
Animal or vegetable fats and oils and their fractions, cooked, oxidized, dehydrated, sulphurized, puffed, s ...	-	-	20	3		
Palm oil	16	3	40	12	158%	243%
Coconut (copra), palm kernel or babassu oil and fractions thereof, whether or not refined, but not chemically...	-	-	2,040	1,903		
Margarine; food mixtures or preparations of animal or vegetable fats or oils or of fractions of ...	14	5	1	0	-95%	-99%
Margarine; food mixtures or preparations of animal or vegetable fats or oils or of fractions of ...	-	-	1	1		
Margarine; food mixtures or preparations of animal or vegetable fats or oils or of fractions of ...	-	-	18	7		
Margarine; food mixtures or preparations of animal or vegetable fats or oils or of fractions of ...	-	-	1	0		
Sun stearin, lard oil, oleostearin, oleomargarine and tallow oil, not emulsified, mixed or otherwise prepared	316	188	210	128	-33%	-32%
<b>ESSENTIAL OILS AND RESINOIDS; PERFUMERY OR TOILET PRODUCTS PREPARED AND COSMETIC PREPARATIONS ...</b>	<b>317</b>	<b>563</b>	<b>332</b>	<b>524</b>	<b>5%</b>	<b>-7%</b>
Essential oils (terpeneless or not), including those called "concrete" or "absolute"; resinoids; oleores ...	9	4	-	-	-100%	-100%
Mixtures of odoriferous substances and mixtures (including alcoholic solutions) based on one or more ...	8	9	-	-	-100%	-100%
Prepared beauty or make-up products and preparations for maintaining or caring for the skin, other than...	300	549	332	524	10%	-5%
<b>OPTICAL, PHOTOGRAPHY OR CINEMATOGRAPHY, MEASURING, CONTROL OR PRECISION INSTRUMENTS AND APPARATUS; ...</b>	<b>0</b>	<b>37</b>	<b>3</b>	<b>16</b>	<b>971%</b>	<b>-56%</b>
X-ray apparatus and apparatus using alpha, beta or gamma radiation, whether or not for medical, surgical, etc.	0	0	-	-	-100%	-100%
Density meters, hydrometers, liquid scales and similar floating instruments, thermometers, pyrometers, barometers, h...	-	-	1	11		
Instruments and devices for geodesy, topography, surveying, levelling, photogrammetry, hydrography, etc.	-	-	1	0		
Instruments and apparatus for physical or chemical analyzes (polarimeters, refractometers, spectrometers, analysis, etc.	0	37	-	-	-100%	-100%
Instruments and apparatus for medicine, surgery, dentistry or veterinary art, including appliances...	-	-	1	5		
Spectacles, goggles and the like, corrective, protective or other	-	-	1	0		
Oscilloscopes, spectrum analyzers and other instruments and apparatus for measuring or controlling quantities ...	-	-	1	0		
<b>TOYS, GAMES AND SPORTS REQUISITES; PARTS AND ACCESSORIES THEREOF</b>	<b>-</b>	<b>-</b>	<b>1</b>	<b>0</b>		
Video game consoles and machines, articles for board games, including motor or motion games, ...	-	-	1	0		
<b>MILK AND DAIRY PRODUCTS; BIRD EGGS; NATURAL HONEY; EDIBLE PRODUCTS OF ANIMAL ORIGIN, NOT SPECIFIED ...</b>	<b>160</b>	<b>266</b>	<b>119</b>	<b>194</b>	<b>-26%</b>	<b>-27%</b>
Butter and other fats and oils derived from milk; dairy spreads	-	-	1	0		
Milk and cream, concentrated or containing added sugar or other sweetening matter	160	266	118	193	-26%	-27%
<b>EDIBLE VEGETABLES AND CERTAIN ROOTS AND TUBERS</b>	<b>1,800</b>	<b>232</b>	<b>2,117</b>	<b>304</b>	<b>18%</b>	<b>31%</b>
Other vegetables, fresh or chilled	830	103	1,005	125	21%	22%



Products	July - Sept 2024		July - Sept 2025		Variation in weight	Variation in value
	Quantity (t)	Fob Value (M.CFAF)	Quantity (t)	Fob Value (M.CFAF)		
Dried leguminous vegetables, shelled, whether or not skinned or split	8	2	46	6	444%	230%
Vegetables provisionally preserved (by means of sulphur dioxide or in brine, sulphur water or water containing other substances...	-	-	1	3		
Dried vegetables, whether or not cut into pieces or slices or crushed or ground, but not further prepared...	6	1	24	21	278%	2505%
Vegetables (uncooked or cooked by steaming or boiling in water), frozen	919	121	820	125	-11%	3%
Onions, shallots, garlic, leeks and other alliaceous vegetables, fresh or chilled	-	-	4	0		
Manioc, arrowroot, salep, Jerusalem artichokes, sweet potatoes and similar roots and tubers...	36	5	217	23	498%	354%
<b>ELECTRICAL MACHINES, APPARATUS AND EQUIPMENT AND THEIR PARTS; RECORDING OR SOUND REPRODUCTION APPARATUS ...</b>	<b>189</b>	<b>453</b>	<b>489</b>	<b>581</b>	<b>159%</b>	<b>28%</b>
Electric accumulators, including their separators, whether or not square or rectangular	-	-	11	140		
Switchgear for breaking, isolating, protection, branching, connection or connection of...	2	5	-	-	-100%	-100%
Switchgear for breaking, isolating, protection, branching, connection or connection of...	-	-	1	1		
Electrical acoustic or visual signalling devices (bells, sirens, annunciator panels, device, etc.	-	-	1	0		
Vacuum cleaners	-	-	1	0		
Electric and electronic waste and debris	39	37	-	-	-100%	-100%
Electric and electronic waste and debris	-	-	50	16		
Wires, cables (including coaxial cables) and other conductors insulated for electricity (even painted or oxidized ...	-	-	1	0		
Industrial or laboratory electric furnaces, including those operating by induction or by dielectric losses.	-	-	1	10		
Electric generating sets and rotary converters	131	341	407	345	210%	1%
Electrical machines and apparatus, having individual functions, not specified or included elsewhere in this chapter	-	-	0	23		
Machines and apparatus for brazing or welding (even those capable of cutting), electric (including those using hot gas...	-	-	1	4		
Monitors and projectors, not incorporating television reception apparatus; television receivers ...	-	-	7	25		
Parts recognizable as being exclusively or mainly intended for apparatus of heading Nos 8525 to 8528 ...	-	-	0	2		
Parts recognizable as being exclusively or mainly intended for machines of heading 8501 or 8502...	-	-	0	3		
Electrical transformers, static converters (for example, rectifiers) and inductors	18	69	8	11	-55%	-83%
<b>VEGETABLE PLAITING MATERIALS; VEGETABLE PRODUCTS NOT ELSEWHERE SPECIFIED OR INCLUDED</b>	<b>7</b>	<b>2</b>	<b>20</b>	<b>10</b>	<b>185%</b>	<b>339%</b>
Vegetable materials of a kind used mainly for plaiting (for example, bamboos, rattans, reeds, rushes, osier, raffia, cleaned, bleached or dyed cereal straw, and lime bark	7	2	-	-	-100%	-100%
Vegetable products not elsewhere specified or included	-	-	20	10		
<b>ALBUMINOID MATERIALS; STARCH OR MODIFIED STARCH PRODUCTS; GLUES; ENZYMES</b>	<b>0</b>	<b>0</b>	<b>-</b>	<b>-</b>	<b>-100%</b>	<b>-100%</b>
Glues and other prepared adhesives, not elsewhere specified or included; products of all kinds for use as glues or ...	0	0	-	-	-100%	-100%
<b>PLASTICS AND ARTICLES THEREOF</b>	<b>4</b>	<b>7</b>	<b>33</b>	<b>14</b>	<b>640%</b>	<b>85%</b>
Articles for transport or packaging, of plastics; stoppers, lids, caps and other devices ...	1	1	1	1	-17%	-17%
Other articles of plastics and articles of other materials of headings 3901 to 3914	0	0	1	0	4156%	-98%
Other plates, sheets, film, foil and strip, of plastics	-	-	4	1		
Other plates, sheets, film, tapes and strips, of non-cellular plastics, not reinforced or...	-	-	27	11		
Cellulose and its chemical derivatives, not elsewhere specified or included, in primary forms	0	0	-	-	-100%	-100%



Products	July - Sept 2024		July - Sept 2025		Variation in weight	Variation in value
	Quantity (t)	Fob Value (M.CFAF)	Quantity (t)	Fob Value (M.CFAF)		
Self-adhesive plates, sheets, film, foil, tape, strip and other flat shapes, of plastics, whether or not in rolls	0	0	-	-	-100%	-100%
Polyacetals, other polyethers and epoxy resins, in primary forms; polycarbonates, alkyd resins, polyest ...	0	0	-	-	-100%	-100%
Acrylic polymers in primary forms	2	4	-	-	-100%	-100%
Tubes and pipes and their accessories (joints, elbows, fittings, for example), in plastics, etc.	0	1	-	-	-100%	-100%
Tableware, kitchenware, other household articles and hygienic or toilet articles, of plastics	1	1	1	0	67%	-34%
<b>FURNITURE; MEDICO-SURGICAL FURNITURE; BEDDING AND SIMILAR ARTICLES; LIGHTING DEVICES NOT SPECIFIED OR INCLUDED ...</b>	-	-	<b>196</b>	<b>600</b>		
Other furniture and parts thereof	-	-	12	7		
Prefabricated constructions	-	-	149	255		
Furniture for medicine, surgery, dentistry or veterinary art (operating tables, examination tables, etc.	-	-	13	199		
Seats (other than those of heading 9402), whether or not convertible into beds, and parts thereof	-	-	1	2		
Bed bases; bedding and similar articles (mattresses, foot covers, eiderdowns, cushions, ottomans, pillows, ...	-	-	21	137		
<b>ORES, SLAG AND ASH</b>	<b>12</b>	<b>10</b>	-	-	<b>-100%</b>	<b>-100%</b>
Iron ores and concentrates, including roasted iron pyrites	1	0	-	-	-100%	-100%
Slag, ash and residues (other than from the manufacture of iron or steel), containing ...	11	10	-	-	-100%	-100%
<b>AIRCRAFT, SPACECRAFT, AND PARTS THEREOF</b>	-	-	<b>0</b>	<b>2</b>		
Spare parts of aircrafts of heading 8801, 8802 or 8806, n.e.s.	-	-	0	2		
<b>SHIPS, BOATS AND FLOATING STRUCTURES</b>	<b>507</b>	<b>143</b>	-	-	<b>-100%</b>	<b>-100%</b>
<b>Other floating structures (for example, rafts, tanks, coffer-dams, landing stages, buoys and beacons)</b>	34	5	-	-	-100%	-100%
Lighthouse boats, pump boats, dredgers, crane pontoons and other boats for which navigation is not...	473	139	-	-	-100%	-100%
<b>WORKS OF ART, COLLECTORS' PIECES AND ANTIQUES</b>	<b>24</b>	<b>6</b>	<b>29</b>	<b>7</b>	<b>21%</b>	<b>13%</b>
<b>Original productions of statuary art or sculpture, in all materials</b>	24	6	29	7	21%	13%
<b>TOOLS AND EQUIPMENT, CUTLERY AND TABLE CUTLERY, OF BASE METAL; PARTS OF THESE ARTICLES, IN M...</b>	-	-	<b>1</b>	<b>6</b>		
Spoons, forks, ladles, skimmers, pie shovels, special fish or butter knives, sugar tongs ...	-	-	0	0		
Tools of at least two of headings 8202 to 8205, put up in sets for retail sale ...	-	-	0	3		
Hand tools and tools (including glaziers' diamonds) not elsewhere specified or included; welding lamps and ...	-	-	1	3		
<b>ARTICLES OF SPARTERY OR OF BASKETWORK</b>	<b>13</b>	<b>44</b>	-	-	<b>-100%</b>	<b>-100%</b>
Basketry articles obtained directly in shape from materials to be braided or made with the help of artisans.	1	0	-	-	-100%	-100%
Plaits and similar articles of plaiting materials, whether or not assembled into strips; braiding materials, braids and arti ...	12	44	-	-	-100%	-100%
<b>MISCELLANEOUS MANUFACTURED ARTICLES</b>	<b>37</b>	<b>27</b>	<b>111</b>	<b>140</b>	<b>199%</b>	<b>413%</b>
Brooms and brushes, whether or not forming parts of machines, apparatus or vehicles, mechanical brooms for ...	0	0	1	0	150%	30%
Ivory, bones, tortoiseshell, horn, animal antlers, coral, mother-of-pearl and other animal materials to be carved, exploited...	-	-	14	2		
Sanitary napkins and tampons, nappies and diapers for babies and similar articles, of any material...	37	27	96	138	162%	408%
<b>MISCELLANEOUS ARTICLES OF BASE METAL</b>	<b>0</b>	<b>0</b>	-	-	<b>-100%</b>	<b>-100%</b>
Fittings, fittings and similar articles of base metal for furniture, doors, stairs, windows, shutters, etc.	0	0	-	-	-100%	-100%
<b>ARTICLES OF LEATHER; CROPPERS OR SADDLES; TRAVEL ARTICLES, HANDBAGS AND SIMILAR CONTAINERS...</b>	-	-	<b>1</b>	<b>0</b>		



Products	July - Sept 2024		July - Sept 2025		Variation in weight	Variation in value
	Quantity (t)	Fob Value (M.CFAF)	Quantity (t)	Fob Value (M.CFAF)		
Articles of apparel and clothing accessories, of leather or of composition leather	-	-	1	0		
<b>ARTICLES OF IRON OR STEEL</b>	<b>24</b>	<b>35</b>	<b>95</b>	<b>85</b>	<b>291%</b>	<b>144%</b>
Tube or pipe fittings (for example, couplings, elbows, sleeves), of iron or steel	2	10	-	-	-100%	-100%
Household or household articles and parts thereof, of cast iron, iron or steel; steel or steel wool; epo ...	-	-	1	1		
Other articles of iron or steel	1	4	11	21	1829%	497%
Other tubes, pipes and hollow profiles (for example, open seam or welded, riveted or similarly closed), of iron or steel	1	1	-	-	-100%	-100%
Chains, chains and parts thereof, of cast iron, iron or steel	-	-	1	0		
Stoves, boilers, cookers (including those which can be used incidentally for heating a hundred ...	-	-	2	1		
Containers for compressed or liquefied gas, of iron or steel	15	7	26	19	81%	194%
Tanks, tuns, vats and similar containers for all materials (except compressed or liquefied gases ...	-	-	54	44		
Tanks, drums, drums, cans, boxes and similar receptacles, for all materials (except co ...	4	7	-	-	-100%	-100%
Tubes, pipes and hollow profiles, seamless, of iron or steel	2	6	-	-	-100%	-100%
<b>PAPER AND PAPERBOARD; ARTICLES OF PAPER PULP, OF PAPER OR OF PAPERBOARD</b>	<b>-</b>	<b>-</b>	<b>19</b>	<b>18</b>		
Other paper, cardboard, cellulose wadding and webs of cellulose fibres cut to size; other works in ...	-	-	11	14		
Papers of a kind used for toilet papers and similar papers, cellulose wadding or fibre webs...	-	-	8	4		
<b>NATURAL OR CULTURED PEARLS, PRECIOUS OR SIMILAR STONES, PRECIOUS METALS, METALS CLAD WITH PRECIOUS METALS AND...</b>	<b>24</b>	<b>8</b>	<b>-</b>	<b>-</b>	<b>-100%</b>	<b>-100%</b>
Waste and scrap of precious metal or of metal clad with precious metal; other waste and scrap containing precious metal ...	24	8	-	-	-100%	-100%
<b>LIVE TREES AND OTHER PLANTS; BULBS, ROOTS AND THE LIKE; CUT FLOWERS AND ORNAMENTAL FOLIAGE</b>	<b>1</b>	<b>0</b>	<b>0</b>	<b>0</b>	<b>-47%</b>	<b>-64%</b>
Foliage, leaves, twigs and other parts of plants, without flowers or flower buds, and herbs, mosses and...	1	0	0	0	-47%	-64%
<b>LEAD AND ARTICLES THEREOF</b>	<b>1,363</b>	<b>510</b>	<b>1,016</b>	<b>373</b>	<b>-25%</b>	<b>-27%</b>
Unwrought lead	1,363	510	1,016	373	-25%	-27%
<b>PREPARED FEATHERS AND DOWN AND ARTICLES MADE OF FEATHERS OR OF DOWN; ARTIFICIAL FLOWERS; ARTICLES OF HAIR ...</b>	<b>33</b>	<b>139</b>	<b>35</b>	<b>133</b>	<b>5%</b>	<b>-4%</b>
Wigs, beards, eyebrows, eyelashes, locks and the like of hair, animal hair or textile materials; works in ...	33	139	35	133	5%	-4%
<b>FISH AND CRUSTACEANS, MOLLUSCS AND OTHER AQUATIC INVERTEBRATES</b>	<b>130</b>	<b>165</b>	<b>114</b>	<b>115</b>	<b>-12%</b>	<b>-30%</b>
Crustaceans, whether or not in shell, live, fresh, chilled, frozen, dried, salted or in brine; crustaceans, even dec ...	111	137	113	113	1%	-17%
Flour, powder and pellets, of fish or of crustaceans, molluscs or other aquatic invertebrates, fit for human consumption	17	26	-	-	-100%	-100%
Molluscs, whether or not separated from their shell, live, fresh, chilled, frozen, dried, salted or in brine, whether or not smoked...	1	1	1	1	-6%	-5%
Dried, salted or in brine fish; smoked fish, whether or not cooked before or during smoking; flour, powders and ag ...	1	1	1	1	26%	74%
<b>PREPARATIONS OF CEREALS, FLOUR, STARCH OR MILK; PASTRYCOOKS' PRODUCTS</b>	<b>1,201</b>	<b>205</b>	<b>1,070</b>	<b>134</b>	<b>-11%</b>	<b>-35%</b>
Malt extracts; food preparations of flour, groats, semolina, starches, starches or malt extracts, do not ...	121	69	46	6	-62%	-92%
Cassava bread	1,042	129	876	107	-16%	-17%
Pasta, whether or not cooked or stuffed (with meat or other substances) or otherwise prepared, such as...	19	3	45	5	134%	75%
Cereal-based products obtained by blowing or roasting (e.g. corn flakes); cereals (other than m ...	-	-	4	1		



Products	July - Sept 2024		July - Sept 2025		Variation in weight	Variation in value
	Quantity (t)	Fob Value (M.CFAF)	Quantity (t)	Fob Value (M.CFAF)		
Bakery, pastry or biscuit products, whether or not containing added cocoa; hosts, empty seals ...	-	-	1	0		
Tapioca and its substitutes prepared to share starch, in the form of flakes, lumps, pearl grains, screenings or...	19	5	98	15	411%	223%
<b>MISCELLANEOUS EDIBLE PREPARATIONS</b>	<b>298</b>	<b>427</b>	<b>737</b>	<b>926</b>	<b>148%</b>	<b>117%</b>
Extracts, essences and concentrates of coffee, tea or maté and preparations with a basis of these products or with a basis of coffee ...	2	4	-	-	-100%	-100%
Food preparations not elsewhere specified or included	-	-	0	0		
Sauces and preparations thereof; mixed condiments and mixed seasonings; mustard flour and meal and prepared mustard	87	60	217	281	149%	367%
Preparations for soups, broths or broths; prepared soups, broths or broths; food preparations co ...	209	362	521	645	149%	78%
<b>PREPARATIONS OF VEGETABLES, FRUIT, NUTS OR OTHER PARTS OF PLANTS</b>	<b>193</b>	<b>70</b>	<b>83</b>	<b>36</b>	<b>-57%</b>	<b>-48%</b>
Other vegetables prepared or preserved otherwise than by vinegar or acetic acid, not frozen, other than p...	52	15	4	1	-93%	-95%
Jams, jellies, marmalades, purees and fruit pastes, obtained by cooking, with or without added sugar or ...	-	-	5	6		
Fruits and other edible parts of plants, otherwise prepared or preserved, with or without added sugar or...	3	2	13	3	331%	21%
Fruit (including grape must) or vegetable juices, unfermented, without added alcohol, with or without ad...	42	13	8	4	-80%	-68%
Tomatoes prepared or preserved otherwise than by vinegar or acetic acid	96	39	52	23	-46%	-42%
<b>CERAMIC PRODUCTS</b>	<b>28</b>	<b>5</b>	<b>8,395</b>	<b>1,415</b>	<b>29845%</b>	<b>29868%</b>
Other ceramic articles	-	-	1	3		
Tiles and slabs for paving or covering, of ceramic; cubes, dice and similar articles for mosaics, of ...	28	5	8,394	1,412	29843%	29811%
<b>INORGANIC CHEMICALS; INORGANIC OR ORGANIC COMPOUNDS OF PRECIOUS METALS, RADIOACTIVE ELEMENTS, ...</b>	<b>22</b>	<b>4</b>	<b>-</b>	<b>-</b>	<b>-100%</b>	<b>-100%</b>
Radioactive chemical elements and radioactive isotopes (including the fissile or fertile chemical elements and isotopes) and their compounds;	0	0	-	-	-100%	-100%
Hydrogen, rare gases and other non-metals	22	4	-	-	-100%	-100%
<b>ORGANIC CHEMICALS</b>	<b>0</b>	<b>1</b>	<b>-</b>	<b>-</b>	<b>-100%</b>	<b>-100%</b>
Carboxyimide-function compounds (including saccharin and its salts) and imine-function compounds	0	1	-	-	-100%	-100%
<b>PRODUCTS OF THE MILLING INDUSTRY; MALT; STARCHES; INULIN; WHEAT GLUTEN</b>	<b>394</b>	<b>78</b>	<b>399</b>	<b>72</b>	<b>1%</b>	<b>-9%</b>
Starches; inulin	203	39	47	6	-77%	-84%
Cereal flours other than of wheat or meslin	9	2	40	6	325%	261%
Flour, meal and powder of the dried leguminous vegetables of heading 0713, of sago or of roots or tubers of heading 0714...	-	-	0	0		
Flour, meal and powder of the dried leguminous vegetables of heading 0713, of sago or of roots or tubers of heading 0714...	-	-	6	3		
Flour, meal and powder of the dried leguminous vegetables of heading 0713, of sago or of roots or tubers of heading 0714...	-	-	15	3		
Flour, meal and powder of the dried leguminous vegetables of heading 0713, of sago or of roots or tubers of heading 0714...	-	-	18	2		
Flour, meal and powder of the dried leguminous vegetables of heading 0713, of sago or of roots or tubers of heading 0714...	-	-	10	1		
Flour, meal and powder of the dried leguminous vegetables of heading 0713, of sago or of roots or tubers of heading 0714...	-	-	4	1		
Flour, meal and powder of the dried leguminous vegetables of heading 0713, of sago or of roots or tubers of heading 0714...	-	-	6	1		



Products	July - Sept 2024		July - Sept 2025		Variation in weight	Variation in value
	Quantity (t)	Fob Value (M.CFAF)	Quantity (t)	Fob Value (M.CFAF)		
Flour, meal and powder of the dried leguminous vegetables of heading 0713, of sago or of roots or tubers of heading 0714...	-	-	15	1		
Flour, meal and powder of the dried leguminous vegetables of heading 0713, of sago or of roots or tubers of heading 0714...	-	-	9	1		
Flour, meal and powder of the dried leguminous vegetables of heading 0713, of sago or of roots or tubers of heading 0714...	-	-	8	1		
Flour, meal and powder of the dried leguminous vegetables of heading 0713, of sago or of roots or tubers of heading 0714...	-	-	4	1		
Flour, meal and powder of the dried leguminous vegetables of heading 0713, of sago or of roots or tubers of heading 0714...	-	-	10	1		
Flour, meal and powder of the dried leguminous vegetables of heading 0713, of sago or of roots or tubers of heading 0714...	-	-	9	1		
Flour, meal and powder of the dried leguminous vegetables of heading 0713, of sago or of roots or tubers of heading 0714...	-	-	2	1		
Flour, meal and powder of the dried leguminous vegetables of heading 0713, of sago or of roots or tubers of heading 0714...	-	-	7	1		
Flour, meal and powder of the dried leguminous vegetables of heading 0713, of sago or of roots or tubers of heading 0714...	-	-	2	1		
Flour, meal and powder of the dried leguminous vegetables of heading 0713, of sago or of roots or tubers of heading 0714...	-	-	2	1		
Flour, meal and powder of the dried leguminous vegetables of heading 0713, of sago or of roots or tubers of heading 0714...	-	-	0	1		
Flour, meal and powder of the dried leguminous vegetables of heading 0713, of sago or of roots or tubers of heading 0714...	-	-	3	0		
Flour, meal and powder of the dried leguminous vegetables of heading 0713, of sago or of roots or tubers of heading 0714...	-	-	1	0		
Flour, meal and powder of the dried leguminous vegetables of heading 0713, of sago or of roots or tubers of heading 0714...	-	-	1	0		
Flour, meal and powder of the dried leguminous vegetables of heading 0713, of sago or of roots or tubers of heading 0714...	-	-	1	0		
Flour, meal and powder of the dried leguminous vegetables of heading 0713, of sago or of roots or tubers of heading 0714...	-	-	4	0		
Flour, meal and powder of the dried leguminous vegetables of heading 0713, of sago or of roots or tubers of heading 0714...	-	-	1	0		
Flour, meal and powder of the dried leguminous vegetables of heading 0713, of sago or of roots or tubers of heading 0714...	-	-	0	0		
Flour, meal and powder of the dried leguminous vegetables of heading 0713, of sago or of roots or tubers of heading 0714...	-	-	1	0		
Flour, meal and powder of the dried leguminous vegetables of heading 0713, of sago or of roots or tubers of heading 0714...	-	-	2	0		
Flour, meal and powder of the dried leguminous vegetables of heading 0713, of sago or of roots or tubers of heading 0714...	-	-	1	0		
Flour, meal and powder of the dried leguminous vegetables of heading 0713, of sago or of roots or tubers of heading 0714...	-	-	1	0		



Products	July - Sept 2024		July - Sept 2025		Variation in weight	Variation in value
	Quantity (t)	Fob Value (M.CFAF)	Quantity (t)	Fob Value (M.CFAF)		
Flour, meal and powder of the dried leguminous vegetables of heading 0713, of sago or of roots or tubers of heading 0714...	-	-	0	0		
Flour, meal and powder of the dried leguminous vegetables of heading 0713, of sago or of roots or tubers of heading 0714...	-	-	0	0		
Flour, meal and powder of the dried leguminous vegetables of heading 0713, of sago or of roots or tubers of heading 0714...	-	-	0	0		
Flour, meal and powder of the dried leguminous vegetables of heading 0713, of sago or of roots or tubers of heading 0714...	-	-	0	0		
Flour, meal and powder of the dried leguminous vegetables of heading 0713, of sago or of roots or tubers of heading 0714...	-	-	0	0		
Flour, meal and powder of the dried leguminous vegetables of heading 0713, of sago or of roots or tubers of heading 0714...	-	-	1	0		
Flour, meal and powder of the dried leguminous vegetables of heading 0713, of sago or of roots or tubers of heading 0714...	-	-	27	6		
Flour, meal and powder of the dried leguminous vegetables of heading 0713, of sago or of roots or tubers of heading 0714...	-	-	14	6		
Flour, meal and powder of the dried leguminous vegetables of heading 0713, of sago or of roots or tubers of heading 0714...	-	-	16	3		
Flour, meal and powder of the dried leguminous vegetables of heading 0713, of sago or of roots or tubers of heading 0714...	-	-	15	3		
Flour, meal and powder of the dried leguminous vegetables of heading 0713, of sago or of roots or tubers of heading 0714...	-	-	15	3		
Flour, meal and powder of the dried leguminous vegetables of heading 0713, of sago or of roots or tubers of heading 0714...	-	-	18	2		
Flour, meal and powder of the dried leguminous vegetables of heading 0713, of sago or of roots or tubers of heading 0714...	-	-	15	2		
Flour, meal and powder of the dried leguminous vegetables of heading 0713, of sago or of roots or tubers of heading 0714...	-	-	3	1		
Flour, meal and powder of the dried leguminous vegetables of heading 0713, of sago or of roots or tubers of heading 0714...	-	-	5	1		
Flour, meal and powder of the dried leguminous vegetables of heading 0713, of sago or of roots or tubers of heading 0714...	-	-	3	1		
Flour, meal and powder of the dried leguminous vegetables of heading 0713, of sago or of roots or tubers of heading 0714...	-	-	4	1		
Flour, meal and powder of the dried leguminous vegetables of heading 0713, of sago or of roots or tubers of heading 0714...	-	-	2	0		
Flour, meal and powder of the dried leguminous vegetables of heading 0713, of sago or of roots or tubers of heading 0714...	181	38	-	-	-100%	-100%
Flour, meal and powder of the dried leguminous vegetables of heading 0713, of sago or of roots or tubers of heading 0714...	-	-	2	0		
Flour, meal and powder of the dried leguminous vegetables of heading 0713, of sago or of roots or tubers of heading 0714...	-	-	1	0		
Flour, meal and powder of the dried leguminous vegetables of heading 0713, of sago or of roots or tubers of heading 0714...	-	-	2	0		



Products	July - Sept 2024		July - Sept 2025		Variation in weight	Variation in value
	Quantity (t)	Fob Value (M.CFAF)	Quantity (t)	Fob Value (M.CFAF)		
Flour, meal and powder of the dried leguminous vegetables of heading 0713, of sago or of roots or tubers of heading 0714...	-	-	6	1		
Flour, meal and powder of the dried leguminous vegetables of heading 0713, of sago or of roots or tubers of heading 0714...	-	-	2	0		
Flour, meal and powder of the dried leguminous vegetables of heading 0713, of sago or of roots or tubers of heading 0714...	-	-	1	0		
Flour, meal and powder of the dried leguminous vegetables of heading 0713, of sago or of roots or tubers of heading 0714...	-	-	14	6		
Flour, meal and powder of the dried leguminous vegetables of heading 0713, of sago or of roots or tubers of heading 0714...	-	-	1	0		
Flour, meal and powder of the dried leguminous vegetables of heading 0713, of sago or of roots or tubers of heading 0714...	-	-	0	0		
Cereal grains otherwise worked (hulled, flattened, flaked, pearled, sliced or crushed, for example), ...	-	-	0	0		
Cereal groats, meal and pellets	-	-	0	0		
<b>PRINTED BOOKS, NEWSPAPERS, PICTURES AND OTHER PRODUCTS OF THE PRINTING INDUSTRY; MANUSCRIPTS, TYPESCRIPTS AND PLANS</b>	-	-	1	0		
Other printed matter, including printed pictures and photographs	-	-	1	0		
<b>MISCELLANEOUS CHEMICAL PRODUCTS</b>	<b>864</b>	<b>436</b>	<b>476</b>	<b>168</b>	<b>-45%</b>	<b>-62%</b>
Industrial monocarboxylic fatty acids; acid oils from refining; industrial fatty alcohols ...	797	408	210	121	-74%	-70%
Activated carbon; activated natural mineral materials; animal black, including exhausted animal black ...	-	-	15	2		
Insecticides, rodents, fungicides, herbicides, germination inhibitors and growth regulators for plants	0	2	-	-	-100%	-100%
Residual detergents from the manufacture of cellulose pulp, whether or not concentrated, sugar-free or chemically treated ...	0	0	-	-	-100%	-100%
Prepared binders for foundry molds or cores; chemicals and preparations of the chemical or chemical industries.	66	26	240	22	263%	-15%
Composite organic solvents and thinners, not elsewhere specified or included; preparations designed to remove ...	-	-	5	15		
Tall oil, whether or not refined	-	-	5	7		
<b>PHARMACEUTICAL PRODUCTS</b>	<b>3</b>	<b>6</b>	<b>-</b>	<b>-</b>	<b>-100%</b>	<b>-100%</b>
Medicines (excluding products of heading 3002, 3005 or 3006) consisting of mixed or unmixed products...	3	6	-	-	-100%	-100%
<b>NUCLEAR REACTORS, BOILERS, MACHINES, MECHANICAL APPARATUS AND DEVICES; PARTS OF SUCH MACHINES OR APPARATUS ...</b>	<b>82</b>	<b>202</b>	<b>299</b>	<b>943</b>	<b>265%</b>	<b>367%</b>
Mechanical apparatus (including hand-held) for projecting, dispersing or spraying liquids or powders; extinct ...	25	81	1	0	-97%	-100%
Taps, valves and similar devices for pipes, boilers, tanks, vats or similar containers...	0	7	21	10	4638%	47%
Other lifting, loading, unloading or handling machines and devices (elevators, mechanical stairs, etc.	-	-	1	0		
Other earthmoving, levelling, stripping, excavating, compacting, extracting or drilling machines and equipment.	-	-	34	8		
Other engines and motors	-	-	1	1		
Bigues; cranes and blondes; overhead cranes, unloading or handling gantries, crane bridges, trolleys, etc.	-	-	86	100		
Dozers (bulldozers), bias dozers (angledozers), graders, scrapers, mechanical shovels, excavate ...	4	16	41	118	886%	658%
Centrifuges, including centrifugal dryers; filtering or purifying machinery and apparatus, for liquids or gases	-	-	1	1		
Fork-lift trucks; other works trucks fitted with lifting or handling equipment	-	-	12	10		
Dish washing machines; machines and apparatus for cleaning or drying bottles or other containers.	3	1	36	182	1233%	29446%



Products	July - Sept 2024		July - Sept 2025		Variation in weight	Variation in value
	Quantity (t)	Fob Value (M.CFAF)	Quantity (t)	Fob Value (M.CFAF)		
Washing machines, even with drying device	-	-	2	0		
Machines and apparatus for sorting, screening, separating, washing, crushing, crushing, mixing or mixing soil, stones, etc.	-	-	3	2		
Machines and mechanical appliances having individual functions, not specified or included elsewhere in this chapter	-	-	1	6		
Compression-ignition internal combustion piston engines (diesel or semi-diesel engines)	-	-	1	5		
Parts and accessories (other than cases, covers and the like) recognizable as being exclusively o...	-	-	18	11		
Parts and accessories (other than cases, covers and the like) recognizable as being exclusively o...	-	-	8	4		
Parts suitable for use solely or principally with the machinery of headings 8425 to 8	6	50	-	-	-100%	-100%
Parts suitable for use solely or principally with the machinery of headings 8425 to 8	-	-	3	2		
Parts suitable for use solely or principally with the machinery of headings 8425 to 8	-	-	3	1		
Parts suitable for use solely or principally with the machinery of headings 8425 to 8	-	-	2	0		
Parts suitable for use solely or principally with the machinery of headings 8425 to 8	-	-	2	0		
Parts suitable for use solely or principally with the machinery of headings 8425 to 8	-	-	8	6		
Parts recognizable as being exclusively or mainly intended for engines of heading 8407 or 8408...	-	-	5	67		
Pumps for liquids, whether or not fitted with a measuring device; liquid elevators	1	16	-	-	-100%	-100%
Refrigerators, freezer-conservators and other equipment, machines and apparatus for producing cold, ...	43	31	1	1	-97%	-98%
Turbojets, turbopropellers and other gas turbines	-	-	8	408		
<b>SOAPS, ORGANIC SURFACE AGENTS, LAUNDRY PREPARATIONS, LUBRICANT PREPARATIONS,...</b>	<b>75</b>	<b>43</b>	<b>155</b>	<b>110</b>	<b>106%</b>	<b>155%</b>
Organic surfactants (other than soaps); surfactant preparations, laundry preparations (incl.	54	30	28	9	-48%	-70%
Soaps; organic surfactant products and preparations for use as soap, bars, bars, pieces or ...	22	14	127	101	490%	646%
<b>SALT; SULPHUR; EARTHS AND STONE; PLASTERING MATERIALS, LIME AND CEMENT</b>	<b>87</b>	<b>8</b>	<b>78</b>	<b>7</b>	<b>-10%</b>	<b>-12%</b>
Kaolin and other kaolinic clays, whether or not calcined	33	3	51	5	58%	75%
Marble, travertine, ecaussine and other calcareous monumental or building stone of an apparent specific gravity of 2,5 ...	-	-	2	0		
Mineral substances not elsewhere specified or included	51	3	-	-	-100%	-100%
Natural sands of all kinds, whether or not coloured, excluding metalliferous sands of Chapter 26...	4	2	-	-	-100%	-100%
Salt (including prepared table salt and denatured salt) and pure sodium chloride, even in aqueous solution ...	-	-	25	1		
<b>SUGARS AND SUGAR CONFECTIONERY</b>	<b>187</b>	<b>372</b>	<b>438</b>	<b>775</b>	<b>134%</b>	<b>109%</b>
<b>Sugar confectionery (including white chocolate), not containing cocoa</b>	<b>187</b>	<b>372</b>	<b>435</b>	<b>774</b>	<b>133%</b>	<b>108%</b>
Cane or beet sugar and chemically pure sucrose, in solid form	-	-	2	1		
<b>TOBACCO AND MANUFACTURED TOBACCO SUBSTITUTES</b>	<b>27</b>	<b>277</b>	<b>26</b>	<b>41</b>	<b>-5%</b>	<b>-85%</b>
Other manufactured tobacco and manufactured tobacco substitutes; 'homogenised' or 'reconstituted' tobacco; tobacco extracts and essences	15	247	-	-	-100%	-100%
Unmanufactured tobacco; tobacco refuse	12	31	26	41	109%	33%
<b>CARPETS AND OTHER TEXTILE FLOOR COVERINGS</b>	<b>-</b>	<b>-</b>	<b>1</b>	<b>0</b>		
Other carpets and other textile floor coverings, whether or not made up	-	-	1	0		
<b>IMPREGNATED, COATED, COVERED OR LAMINATED FABRICS; TECHNICAL ARTICLES IN TEXTILES</b>	<b>-</b>	<b>-</b>	<b>1</b>	<b>0</b>		
Textile products and articles for technical uses, specified in note 7 to this chapter	-	-	1	0		



Products	July - Sept 2024		July - Sept 2025		Variation in weight	Variation in value
	Quantity (t)	Fob Value (M.CFAF)	Quantity (t)	Fob Value (M.CFAF)		
<b>VEHICLES AND EQUIPMENT FOR RAILWAY OR SIMILAR TRACKS AND THEIR PARTS; MECHANICAL DEVICES ...</b>	<b>32</b>	<b>19</b>	<b>37</b>	<b>19</b>	<b>16%</b>	<b>1%</b>
Frames & containers	32	19	-	-	-100%	-100%
Specially designed and equipped frames and containers (including tank-containers and tank-containers)...	-	-	37	19		
<b>GLASS AND GLASSWARE</b>	<b>1</b>	<b>5</b>	<b>-</b>	<b>-</b>	<b>-100%</b>	<b>-100%</b>
Glass fibres (including glass wool) and articles thereof (for example yarns, fabrics) ...	1	5	-	-	-100%	-100%
<b>CLOTHING AND CLOTHING ACCESSORIES, OTHER THAN KNITTED</b>	<b>-</b>	<b>-</b>	<b>4</b>	<b>78</b>		
Sports tracksuits (trainings), ski suits and sets, swimsuits, breeches and briefs; other ...	-	-	3	77		
Garments, made up of fabrics of heading 5602, 5603, 5903, 5906 or 5907	-	-	1	1		
<b>CLOTHING AND CLOTHING ACCESSORIES, KNITTED</b>	<b>-</b>	<b>-</b>	<b>6</b>	<b>94</b>		
Other garments, knitted or crocheted	-	-	5	94		
Sweaters, pullovers, cardigans, cardigans and similar articles, including under-sweaters, knitted or crocheted...	-	-	1	0		
<b>VEHICLES OTHER THAN RAILWAY OR TRAMWAY ROLLING STOCK, AND PARTS AND ACCESSORIES...</b>	<b>244</b>	<b>352</b>	<b>379</b>	<b>2,319</b>	<b>55%</b>	<b>558%</b>
Tanks and other armoured fighting vehicles, motorised, whether or not fitted with weapons, and parts of such vehicles	-	-	140	1,454		
Motorcycles (including mopeds) and cycles fitted with an auxiliary motor, with or without side-cars; sidecars ...	1	2	-	-	-100%	-100%
Parts and accessories of the motor vehicles of headings 8701 to 8705	62	8	8	68	-87%	715%
Trailers and semi-trailers for all vehicles; other non-motor vehicles; their parts ...	31	8	4	45	-87%	501%
Tractors (other than tractors of heading 8709)	-	-	23	49		
Special(purpose motor vehicles, other than those primarily designed for the transport of persons or ...	-	-	61	203		
Vehicles used for cargo transport	124	240	88	148	-29%	-38%
Tourism vehicles	26	95	55	352	107%	271%

**Source:** CNSC



### 3.2. Inbound traffic per product

Products	July - Sept 2024		July - Sept 2025		Variation in weight	Variation in value
	Quantity (t)	Fob Value (M.CFAF)	Quantity (t)	Fob Value (M.CFAF)		
<b>ALUMINIUM AND ARTICLES THEREOF</b>	<b>1,660</b>	<b>4,286</b>	<b>8,623</b>	<b>17,406</b>	420%	306%
Aluminium tube or pipe fittings (for example, couplings, elbows, sleeves)	1	6	1	6	138%	2%
Unwrought aluminium	-	-	28	9		
Household or household economy, hygiene or toilet articles and parts thereof, of aluminium; sponges, tor ...	25	19	447	141	1658%	634%
Other aluminium articles	191	445	347	743	82%	67%
Aluminium bars, rods and profiles	405	599	586	912	45%	52%
Constructions and parts of constructions (bridges and elements of bridges, towers, pylons, pillars, columns, framework ...)	182	1,519	485	1,376	166%	-9%
Aluminium waste and scrap	-	-	67	34		
Sheets and thin strips of copper (whether or not printed or fixed on paper, cardboard, plastics or similar substrates).	113	715	300	1,553	167%	117%
Aluminium wire	-	-	2	2		
Aluminium containers for compressed or liquefied gas	-	-	49	15		
Tanks, tuns, vats and similar containers for all materials (except compressed or liquefied gases ...)	5	15	6	14	23%	-2%
Aluminum tanks, drums, drums, cans, cans and similar receptacles (including tubular cases ri...	150	460	236	765	58%	66%
Aluminium plates, sheets and strip, of a thickness exceeding 0,2 mm	576	463	5,355	10,227	830%	2110%
Stranded wire, cables, plaited bands and the like, of aluminium, not electrically insulated	-	-	647	1,397		
Aluminium tubes and pipes	13	46	68	211	436%	358%
<b>ARMS AND AMMUNITION; PARTS AND ACCESSORIES THEREOF</b>	<b>83</b>	<b>259</b>	<b>169</b>	<b>511</b>	<b>104%</b>	<b>97%</b>
Other arms (for example, spring, air or gas guns and pistols, truncheons), excluding those of heading 9307	11	1	-	-	-100%	-100%
Bombs, grenades, torpedoes, mines, missiles, cartridges and other ammunition and projectiles, and parts thereof, including...	72	258	144	500	100%	94%
Parts and accessories of articles of headings 9301 to 9304	-	-	25	11		
<b>Cars &amp; Second-hand goods</b>	<b>5,651</b>	<b>1,703</b>	<b>1,073</b>	<b>320</b>	<b>-81%</b>	<b>-81%</b>
<b>OTHER MADE-UP TEXTILE ARTICLES; SETS; WORN CLOTHING AND WORN TEXTILE ARTICLES; RAGS</b>	<b>21,578</b>	<b>6,916</b>	<b>22,202</b>	<b>7,422</b>	<b>3%</b>	<b>7%</b>
Second-hand goods	18,935	5,036	18,321	5,025	-3%	0%
Other made-up articles, including dress patterns	28	47	483	140	1619%	198%
Other furnishing articles, excluding those of heading 9404	65	110	208	103	218%	-6%
Tarpaulins and awnings; tents; sails for boats, windsurfers or sand yachts; camp items ...	201	255	214	189	6%	-26%
Rags, twines, ropes and ropes, of textile materials, in the form of waste or end-of-life articles, etc.	41	16	252	7	512%	-53%
Blankets and travelling rugs	79	31	164	22	108%	-29%
Bedlinen, table linen, toilet linen and kitchen linen	184	135	411	181	123%	34%
Packaging bags and sachets	2,026	1,279	1,995	1,669	-2%	31%
Curtains (including drapes) and interior blinds; curtain or bed valances	18	7	155	86	767%	1046%
<b>OTHER VEGETABLE TEXTILE FIBRES; PAPER YARN AND WOVEN FABRICS OF PAPER YARN</b>	<b>449</b>	<b>243</b>	<b>565</b>	<b>277</b>	<b>26%</b>	<b>14%</b>



Products	July - Sept 2024		July - Sept 2025		Variation in weight	Variation in value
	Quantity (t)	Fob Value (M.CFAF)	Quantity (t)	Fob Value (M.CFAF)		
Coconut, abaca (Manila hemp or Musa textilis Nee), ramie and other vegetable textile fibres not specified or c...	448	232	403	175	-10%	-24%
Yarn of other vegetable textile fibres; paper yarn	-	-	19	2		
Flax yarn	2	11	-	-	-100%	-100%
Flax, raw or worked but not spun; flax tow and waste (including yarn waste and garnetted stock)...	-	-	103	19		
Woven fabrics of other vegetable textile fibres; woven fabrics of paper yarn	-	-	12	52		
Woven fabrics of jute or of other textile bast fibres of heading 5303	-	-	29	29		
<b>OTHER BASE METALS; CERMETS; ARTICLES THEREOF</b>	<b>0</b>	<b>2</b>	<b>46</b>	<b>303</b>	<b>320469%</b>	<b>16900%</b>
Magnesium and articles thereof, including waste and scrap	-	-	43	49		
<b>Molybdenum and articles thereof, including waste and scrap</b>	<b>0</b>	<b>2</b>	<b>-</b>	<b>-</b>	<b>-100%</b>	<b>-100%</b>
<b>Titanium and articles thereof, including waste and scrap</b>	<b>-</b>	<b>-</b>	<b>4</b>	<b>254</b>		
<b>PRODUCTS OF ANIMAL ORIGIN, NOT ELSEWHERE SPECIFIED OR INCLUDED</b>	<b>-</b>	<b>-</b>	<b>196</b>	<b>99</b>		
<b>Casings, bladders and stomachs of animals, whole or in pieces, other than those of fish, fresh, chilled, etc.</b>	<b>-</b>	<b>-</b>	<b>5</b>	<b>21</b>		
<b>Animal products not elsewhere specified or included; dead animals of Chapter 1 or 3, unfit for human consumption</b>	<b>-</b>	<b>-</b>	<b>192</b>	<b>77</b>		
<b>WOOD, CHARCOAL AND WOODEN ARTICLES</b>	<b>551</b>	<b>321</b>	<b>906</b>	<b>517</b>	<b>65%</b>	<b>61%</b>
Tableware and kitchenware, of wood	-	-	54	7		
Other articles of wood	-	-	43	49		
Plywood, veneered panels and similar laminated wood	222	73	484	161	118%	120%
Firewood in logs, twigs, bundles or in similar forms; wood pellets or dust;	-	-	3	1		
Inlaid wood and inlaid wood; boxes, cases and cases for jewelery or silversmith's work and similar works, and ...	-	-	26	3		
Sawn wood or cut lengthwise, sliced or unrolled, whether or not planed, sanded or glued by assembly in wood...	4	3	-	-	-100%	-100%
Wooden frames for paintings, photographs, mirrors or similar objects	-	-	6	3		
Cases, boxes, crates, cylinders and similar packaging, of wood; drums (reels) for cables, of wood;...	50	7	63	79	27%	958%
Sheets for veneer (including those obtained by slicing laminated wood), sheets for plywood or...	-	-	67	125		
Casks, vats, tubs and other cooperage and parts thereof, of wood, including staves ...	-	-	2	1		
Tools, tool holders and handles, brush holders, broom or brush handles, of wood; forms, hiring ...	30	12	-	-	-100%	-100%
Joinery and structural parts for construction, including cellular panels, panels with...	51	163	88	79	72%	-52%
Fibreboard of wood or other ligneous materials, whether or not bonded with resins or other organic substances	48	23	1	1	-97%	-97%
Particle boards, so-called "oriented strand board" (OSB) and similar panels (for example "waferbo ...	72	36	68	9	-5%	-75%
<b>BEVERAGES, SPIRITS AND VINEGAR</b>	<b>20,867</b>	<b>11,994</b>	<b>20,975</b>	<b>13,279</b>	<b>1%</b>	<b>11%</b>
Undenatured ethyl alcohol of an alcoholic strength by volume of 80% vol. or more; ethyl alcohol and spirits ...	15,676	8,224	11,667	6,307	-26%	-23%
Undenatured ethyl alcohol of an alcoholic strength by volume of less than 80% vol.; eaux-de-vie, liqueurs and other ...	1,065	1,176	1,219	2,030	15%	73%
Other fermented drinks (cider, perry, mead, sake, for example); mixtures of fermented drinks and mixtures ...	4	34	1	1	-67%	-96%
Malt beers	930	340	1,882	746	102%	120%
Waters, including mineral waters and aerated waters, containing added sugar or other sweetening matter or flavouring...	593	174	1,941	762	227%	337%
Waters, including natural or artificial mineral waters and aerated waters, not containing added sugar or...	26	34	40	53	54%	54%



Products	July - Sept 2024		July - Sept 2025		Variation in weight	Variation in value
	Quantity (t)	Fob Value (M.CFAF)	Quantity (t)	Fob Value (M.CFAF)		
Vermouths and other wines of fresh grapes prepared using plants or aromatic substances...	91	100	48	70	-47%	-30%
Edible vinegars and vinegar substitutes obtained from acetic acid	3	12	3	7	7%	-45%
Wine of fresh grapes, including fortified wines; grape must, other than that of heading 2009...	2,465	1,883	4,173	3,303	69%	75%
<b>COCOA AND COCOA PREPARATIONS</b>	<b>334</b>	<b>505</b>	<b>285</b>	<b>734</b>	<b>-15%</b>	<b>45%</b>
Chocolate and other food preparations containing cocoa	270	347	199	355	-26%	2%
Cocoa powder, not containing added sugar or other sweetening matter	64	158	86	379	35%	141%
<b>COFFEE, TEA, MATÉ AND SPICES</b>	<b>26</b>	<b>65</b>	<b>69</b>	<b>68</b>	<b>171%</b>	<b>4%</b>
Coffee, whether or not roasted or decaffeinated; coffee husks and husks; coffee substitutes containing coffee, whatever ...	8	9	10	19	21%	111%
Ginger, saffron, turmeric (curcuma), thyme, bay leaves, curry and other spices	10	37	52	40	444%	10%
Pepper of the genus Piper; dried or crushed or ground peppers of the genus Capsicum or of the genus Pimenta...	-	-	2	2		
Tea and flavoured infusions	8	20	6	7	-26%	-66%
<b>RUBBER AND ARTICLES THEREOF</b>	<b>7,191</b>	<b>7,206</b>	<b>13,248</b>	<b>11,819</b>	<b>84%</b>	<b>64%</b>
Hygiene or pharmaceutical articles (including pacifiers), of vulcanized rubber, uncured, whether or not with parts made of ...	76	367	56	221	-26%	-40%
Other forms (for example, rods, tubes and profile shapes) and articles (for example, discs and rings), of unvulcanised rubber	6	27	-	-	-100%	-100%
Other articles of vulcanised rubber other than hard rubber	44	312	248	589	466%	89%
Compounded rubber, unvulcanised, in primary forms or in plates, sheets or strip	0	1	11	17	5425%	1365%
Natural rubber, balata, gutta-percha, guayule, chicle and similar natural gums, in primary forms or...	1	3	-	-	-100%	-100%
Synthetic and artificial rubber for rubber derived from oils, in primary forms or in plates, sheets, etc.	104	53	61	38	-41%	-29%
Inner tubes, of rubber	164	141	140	46	-15%	-68%
Conveyor or transmission belts or belting, of vulcanised rubber	43	94	79	187	86%	98%
Vulcanised rubber thread and cord	0	11	4	13	1369%	15%
Plates, sheets, strip, rods and profile shapes, of vulcanised rubber other than hard rubber	7	76	7	22	-2%	-71%
New pneumatic tyres, of rubber	5,843	5,579	10,583	9,113	81%	63%
Retreaded or used pneumatic tyres of rubber; solid or cushion tyres, tyre treads and tyre flaps, of rubber	742	356	1,596	315	115%	-12%
Tubes, pipes and hoses, of vulcanised rubber other than hard rubber, with or without their fittings (for example, joints, elbows, flanges)	51	73	223	879	334%	1097%
Clothing and clothing accessories (including gloves, mittens and mittens) of uncured vulcanized rubber,...	20	43	241	380	1085%	786%
<b>CEREALS</b>	<b>560,891</b>	<b>112,853</b>	<b>622,609</b>	<b>118,703</b>	<b>11%</b>	<b>5%</b>
Wheat and meslin	369,223	51,213	302,921	44,420	-18%	-13%
Maize (corn)	22,064	3,012	21,302	2,390	-3%	-21%
Rice	169,605	58,629	298,387	71,893	76%	23%
<b>FOOTWEAR, GAITERS AND THE LIKE; PARTS OF SUCH ARTICLES</b>	<b>3,109</b>	<b>1,156</b>	<b>6,654</b>	<b>2,004</b>	<b>114%</b>	<b>73%</b>
Other footwear	33	5	205	49	528%	820%
Other footwear with outer soles and uppers of rubber or plastics	1,594	465	3,822	969	140%	108%
Footwear with outer soles of rubber, plastics, leather or composition leather and uppers of leather	108	264	490	343	354%	30%
Footwear with outer soles of rubber, plastics, leather or composition leather and uppers of textile materials	79	42	241	135	206%	219%



Products	July - Sept 2024		July - Sept 2025		Variation in weight	Variation in value
	Quantity (t)	Fob Value (M.CFAF)	Quantity (t)	Fob Value (M.CFAF)		
Impervious footwear with outer soles and uppers of rubber or plastics, the uppers of which have not been ...	200	131	152	92	-24%	-30%
Parts of footwear (including uppers whether or not attached to soles other than outer soles); sole...	28	6	1,745	416	6137%	6909%
<b>HEADGEAR AND PARTS THEREOF</b>	<b>84</b>	<b>313</b>	<b>43</b>	<b>141</b>	<b>-49%</b>	<b>-55%</b>
Other headgear, whether or not lined or trimmed	22	164	29	110	33%	-33%
Strips for interior trim, caps, headgear covers, carcasses, visors and chin straps for headgear ...	-	-	0	3		
Hats and other headgear, knitted or made with lace, felt or other t ...	50	124	13	27	-74%	-78%
Hats and other hairstyles, braided or made by assembling bands of any material, whether or not trimmed ...	12	25	0	1	-98%	-96%
<b>MINERAL FUELS, MINERAL OILS AND PRODUCTS OF THEIR DISTILLATION; BITUMINOUS SUBSTANCES; MINERAL WAXES...</b>	<b>417,739</b>	<b>190,605</b>	<b>493,412</b>	<b>200,302</b>	<b>18%</b>	<b>5%</b>
Bitumen and asphalts, natural; oil shale and sands; asphaltites and asphaltic rocks ...	-	-	499	156		
Pitch and pitch coke, obtained from coal tar or from other mineral tars	787	429	1,199	538	52%	25%
Petroleum coke, petroleum bitumen and other residues of petroleum oils or of bituminous minerals...	48,134	6,640	12,798	3,239	-73%	-51%
Petroleum gases and other gaseous hydrocarbons	15,265	8,342	8,118	2,325	-47%	-72%
Coal; briquettes, pellets and similar solid fuels obtained from hard coal...	624	120	1,026	152	65%	27%
Petroleum oils or oils obtained from bituminous minerals, other than crude oils; preparations not specified or included ...	352,106	174,531	469,069	193,523	33%	11%
Oils and other products of the distillation of high temperature coal tar; analog products ...	-	-	90	57		
Bituminous mixtures based on natural asphalt or bitumen, petroleum bitumen, mineral tar or pitch ...	496	258	402	150	-19%	-42%
Vaseline; paraffin, microcrystalline petroleum wax, slack wax, ozokerite, lignite wax, peat wax, other ...	327	284	210	162	-36%	-43%
<b>COTTON</b>	<b>364</b>	<b>241</b>	<b>1,376</b>	<b>173</b>	<b>278%</b>	<b>-28%</b>
Other woven fabrics of cotton	-	-	24	5		
Cotton, carded or combed	-	-	43	29		
Cotton, not carded or combed	3	5	71	34	2583%	572%
Cotton sewing thread, whether or not put up for retail sale	-	-	8	1		
Woven fabrics of cotton, containing 85 % or more by weight of cotton, weighing more than 200 g/m <sup>2</sup>	126	200	7	1	-95%	-100%
Woven fabrics of cotton, containing 85 % or more by weight of cotton, weighing not more than 200 g/m <sup>2</sup>	235	36	1,182	98	402%	173%
Woven fabrics of cotton, containing less than 85 % by weight of cotton, mixed mainly or solely with man-made fibres, ...	-	-	1	0		
Woven fabrics of cotton, containing less than 85 % by weight of cotton, mixed mainly or solely with man-made fibres, ...	-	-	40	5		
<b>COPPER AND ARTICLES THEREOF</b>	<b>131</b>	<b>559</b>	<b>183</b>	<b>367</b>	<b>39%</b>	<b>-34%</b>
Copper tube or pipe fittings (for example, couplings, elbows, sleeves)	12	58	6	50	-49%	-13%
Household or household economy, hygiene or toilet articles and parts thereof, of aluminium; sponges, tor ...	20	12	19	11	-5%	-10%
Other articles of copper	0	3	0	1	157%	-65%
Copper bars, rods and profiles	-	-	1	7		
Refined copper and copper alloys, unwrought	-	-	1	4		
Copper wire	35	153	1	1	-97%	-100%
Spikes, nails, tacks, pointed crampons and similar articles, of copper or with shank of iron or steel and ...	54	20	9	49	-83%	150%
Copper powders and flakes	6	9	-	-	-100%	-100%



Products	July - Sept 2024		July - Sept 2025		Variation in weight	Variation in value
	Quantity (t)	Fob Value (M.CFAF)	Quantity (t)	Fob Value (M.CFAF)		
Copper sheets and strip, of a thickness exceeding 0.15 mm	1	6	62	10	5719%	59%
Stranded wire, cables, plaited bands and the like, of copper, not electrically insulated	1	295	79	220	6253%	-26%
Copper tubes and pipes	2	3	5	15	112%	354%
<b>PERSONAL EFFECTS</b>	<b>6620</b>	<b>2,477</b>	<b>3,578</b>	<b>1,028</b>	<b>-46%</b>	<b>-59%</b>
<b>FERTILISERS</b>	<b>55,739</b>	<b>13,455</b>	<b>57,509</b>	<b>12,980</b>	<b>3%</b>	<b>-4%</b>
Fertilizers of animal or vegetable origin, whether or not mixed together or chemically treated; fertilizer resulting from the mixture ...	-	-	1,087	223		
Mineral or chemical nitrogen fertilizers	24,611	5,064	18,190	2,902	-26%	-43%
Mineral or chemical fertilizers containing two or three of the nutrients: nitrogen, phosphorus and potassium; others ...	30374	8,111	23,443	6,370	-23%	-21%
Mineral or chemical fertilizers, phosphatic	173	19	-	-	-100%	-100%
Mineral or chemical fertilizers, potassic	581	261	14,789	3,485	2447%	1238%
<b>TIN AND ARTICLES THEREOF</b>	<b>2</b>	<b>8</b>	<b>37</b>	<b>10</b>	<b>2126%</b>	<b>36%</b>
Other articles of tin	-	-	37	10		
Tin waste and scrap	2	8	-	-	-100%	-100%
<b>KNITTED OR CROCHETED FABRICS</b>	<b>19</b>	<b>2</b>	<b>131</b>	<b>26</b>	<b>588%</b>	<b>1351%</b>
Other knitted or crocheted fabrics	19	2	130	23	581%	1157%
Knitted or crocheted fabrics of a width exceeding 30 cm, containing by weight 5 % or more of elastomeric yarn or rubber thread, other than those of heading 6001	-	-	0	0		
Warp knit fabrics (including those made on galloon knitting machines), other than those of headings 6001 to 6004	-	-	1	3		
Pile fabrics, including 'long pile' fabrics and terry fabrics, knitted or crocheted	-	-	0	1		
<b>TANNING OR DYING EXTRACTS; TANNINS AND THEIR DERIVATIVES; PIGMENTS AND OTHER COLORING MATERIALS; PAINTS AND WORM ...</b>	<b>6,087</b>	<b>3,583</b>	<b>7,509</b>	<b>4,120</b>	<b>23%</b>	<b>15%</b>
Other colouring matter; preparations referred to in note 3 to this chapter, other than those of heading 3203, 3204 ...	657	791	766	601	17%	-24%
Other paints and varnishes; prepared water pigments of a kind used for finishing leather ...	2	2	306	53	19766%	2357%
Colors for artistic painting, teaching, painting signs, modifying shades, entertaining ...	451	307	222	198	-51%	-36%
Printing inks, writing or drawing inks and other inks, whether or not concentrated or in solid form ...	131	301	140	526	7%	75%
Glazier's putty, resin cements and other putties; coatings used in painting; non-refractory plasters of ...	1513	497	537	178	-64%	-64%
Colouring matter of vegetable or animal origin (including dye extracts, but excluding blacks ...	19	150	-	-	-100%	-100%
Synthetic organic colouring matter, whether or not chemically defined; preparations referred to in note 3...	89	96	176	382	99%	297%
Paints and varnishes based on synthetic polymers or modified natural polymers, dispersed or dissolved in a...	708	289	1,005	474	42%	64%
Paints and varnishes based on synthetic polymers or modified natural polymers, dispersed or dissolved in a...	455	433	425	684	-7%	58%
Pigments (including metallic powders and flakes) dispersed in non-aqueous media, in liquid form, etc.	13	28	26	96	106%	239%
Pigments, opacifiers and prepared colours, vitrifiable compositions, engobes, liquid glosses and preparations if ...	2,042	670	3,904	909	91%	36%
Synthetic organic tanning substances; inorganic tanning substances; tanning preparations, whether or not containing pr...	-	-	0	8		
Prepared driers	8	19	0	1	-95%	-94%
<b>MAN-MADE STAPLE FIBRES</b>	<b>869</b>	<b>940</b>	<b>1,336</b>	<b>1,568</b>	<b>54%</b>	<b>67%</b>



Products	July - Sept 2024		July - Sept 2025		Variation in weight	Variation in value
	Quantity (t)	Fob Value (M.CFAF)	Quantity (t)	Fob Value (M.CFAF)		
Other woven fabrics of synthetic staple fibres	80	17	101	11	26%	-37%
Synthetic filament tow	29	39	898	1,454	2987%	3599%
Waste of man-made fibres (including noil, yarn waste and garnetted stock)...	26	15	31	16	19%	6%
Synthetic staple fibres, carded, combed or otherwise processed for spinning	-	-	13	27		
Synthetic staple fibres, not carded, combed or otherwise processed for spinning ...	577	770	58	6	-90%	-99%
Sewing thread of man-made staple fibres, whether or not put up for retail sale	33	55	42	8	27%	-85%
Yarn (other than sewing thread) of synthetic staple fibres, not put up for retail sale	1	2	23	29	2336%	1316%
Woven fabrics of synthetic staple fibres containing 85% or more by weight of synthetic staple fibres...	123	42	76	6	-38%	-85%
Woven fabrics of synthetic staple fibres containing 85% or less by weight of synthetic staple fibres blended with...	-	-	1	0		
Woven fabrics of synthetic staple fibres containing 85% or less by weight of synthetic staple fibres blended with...	-	-	93	10		
<b>MAN-MADE FILAMENTS; STRIP AND THE LIKE OF MAN-MADE TEXTILE MATERIALS</b>	<b>1,407</b>	<b>349</b>	<b>3,847</b>	<b>1,559</b>	<b>173%</b>	<b>347%</b>
Sewing thread of man-made filaments, whether or not put up for retail sale ...	86	20	47	13	-45%	-38%
Synthetic filament yarn (other than sewing thread), not put up for retail sale, including ...	-	-	25	4		
Synthetic filament yarn (other than sewing thread), not put up for retail sale, including ...	66	59	115	161	74%	175%
Synthetic monofilament of 67 decitex or more and of which the greatest dimension of the cross-section does not exceed...	-	-	1	1		
Woven fabrics of artificial filament yarn, including woven fabrics obtained from materials of heading 5405	-	-	29	12		
Woven fabrics of synthetic filament yarn, including woven fabrics obtained from products of heading 5404...	1,255	270	3,630	1,368	189%	407%
<b>CAST IRON, IRON AND STEEL</b>	<b>60,416</b>	<b>24,981</b>	<b>102,422</b>	<b>33,213</b>	<b>70%</b>	<b>33%</b>
Stainless steel in ingots or other primary forms; semi-finished products of stainless steel	0	1	2	7	1911%	1147%
Other bars and rods of iron or non-alloy steel	4	6	24	39	504%	569%
Bars of iron or non-alloy steel, simply forged, hot-rolled or extruded, as well as those which have undergone ...	20	33	161	106	726%	221%
Other bars and rods of stainless steel; angles, shapes and sections of stainless steel	<b>13</b>	<b>42</b>	<b>80</b>	<b>99</b>	<b>519%</b>	<b>135%</b>
Bars and sections of other alloy steel; hollow bars for drilling in alloyed or non-alloyed steels ...	4	17	229	179	5577%	951%
Ferrous waste and scrap; remelting scrap ingots of iron or steel	-	-	1	2		
Semi-finished products of iron or non-alloy steel	21,506	6,606	58,939	16,352	174%	148%
Iron and non-alloy steel in ingots or other primary forms (excluding iron of heading 7203)	-	-	3	5		
Ferro-alloys	1,238	941	356	215	-71%	-77%
Bars and rods, hot-rolled, in irregularly wound coils, of other alloy steel	-	-	108	56		
Wire of other alloy steel	28	19	0	0	-100%	-100%
Wire of iron or non-alloy steel	1,740	1,184	3,091	1,803	78%	52%
Granules and powders, of pig iron, spiegeleisen, iron or steel	27	7	41	19	51%	161%
Ferrous products obtained by direct reduction of iron ores and other spongy ferrous products, in pieces ...	-	-	250	47		
Flat-rolled products of stainless steel, of a width of 600 mm or more	26	36	118	98	345%	171%
Flat-rolled products of stainless steel, of a width of less than 600 mm	0	1	40	57	33088%	10242%
Flat-rolled products of other alloy steel, of a width of 600 mm or more	-	-	604	192		
Flat-rolled products of other alloy steel, of a width of less than 600 mm	-	-	28	4		
Flat-rolled products of iron or non-alloy steel, of a width of 600 mm or more, hot-rolled, not clad, plated...	14,913	5,163	7,403	2,222	-50%	-57%



Products	July - Sept 2024		July - Sept 2025		Variation in weight	Variation in value
	Quantity (t)	Fob Value (M.CFAF)	Quantity (t)	Fob Value (M.CFAF)		
Flat-rolled products of iron or non-alloy steel, of a width of 600 mm or more, cold-rolled, not clad, plated...	5,702	2,182	8,148	3,119	43%	43%
Flat-rolled products of iron or non-alloy steel, of a width of 600 mm or more, plated or coated...	10,717	6,801	14,957	5,817	40%	-14%
Flat-rolled products of iron or non-alloy steel, of a width of less than 600 mm, not clad, plated or coated...	444	168	1,018	371	130%	121%
Flat-rolled products of iron or non-alloy steel, of a width of less than 600 mm, clad, plated or coated...	315	155	906	206	188%	33%
Sections of iron or non-alloy steel	3,694	1,617	5,916	2,198	60%	36%
<b>EDIBLE FRUITS; PEEL OF CITRUS FRUITS OR MELONS</b>	<b>1,841</b>	<b>348</b>	<b>3,335</b>	<b>577</b>	<b>81%</b>	<b>66%</b>
Apricots, cherries, peaches (including nectarines), plums and sloes, fresh	-	-	15	4		
Citrus fruits, fresh or dried	304	38	300	46	-1%	22%
Other fruits, fresh	-	-	13	3		
Fruit, dried, other than those of headings 0801 to 0806; mixtures of nuts or dried fruits of this cha...	-	-	12	23		
Fruit and nuts, uncooked or cooked by steaming or boiling in water, frozen, whether or not containing added sugar or other sweetening matter...	-	-	32	16		
Melons (including watermelons) and papaws (papayas), fresh	-	-	1	0		
Apples, pears and quinces, fresh	901	159	2,699	414	200%	160%
Grapes, fresh or dried	304	103	264	71	-13%	-31%
<b>GUMS, RESINS AND OTHER VEGETABLE SUKS AND EXTRACTS</b>	<b>100</b>	<b>1,123</b>	<b>35</b>	<b>382</b>	<b>-65%</b>	<b>-66%</b>
Lac; natural gums, resins, gum-resins and oleoresins (for example, balsams)	14	25	-	-	-100%	-100%
Vegetable saps and extracts; pectics, pectinates and pectates; agar-agar and other mucilages and thickeners ...	86	1,099	35	382	-59%	-65%
<b>OILSEEDS AND OIL FRUITS; MISCELLANEOUS SEEDS, SEEDS AND FRUITS; INDUSTRIAL OR MEDICINAL PLANTS; STRAWS AND ...</b>	<b>195</b>	<b>650</b>	<b>274</b>	<b>1,837</b>	<b>41%</b>	<b>183%</b>
Other oil seeds and oleaginous fruits, whether or not broken	-	-	2	57		
Carobs, seaweed, sugar beets and cane sugar, fresh, chilled, frozen or dried, whether or not pulverized ...	4	47	-	-	-100%	-100%
Hop cones, fresh or dried, whether or not crushed, ground or in the form of pellets; lupulin	1	3	50	341	7388%	10058%
Flours and meals of oil seeds or oleaginous fruits, other than those of mustard	119	52	152	45	27%	-14%
Seeds, fruit and spores for sowing	71	547	70	1,394	-1%	155%
<b>ANIMAL OR VEGETABLE FATS AND OILS; PRODUCTS OF THEIR DISSOCIATION; PREPARED DIETARY FATS; WAXES ...</b>	<b>18,516</b>	<b>16,328</b>	<b>32,534</b>	<b>21,490</b>	<b>76%</b>	<b>32%</b>
Other fixed vegetable fats and oils (including jojoba oil) and their fractions, whether or not refined, but not chemically modified	-	-	94	57		
Animal or vegetable fats and oils and their fractions, partially or totally hydrogenated, interesterified ...	279	326	307	194	10%	-40%
Palm oil and its fractions, whether or not refined, but not chemically modified	16,680	15,092	30,565	20,331	83%	35%
Soya-bean oil and its fractions, refined or not, but not chemically modified	2	10	32	72	1474%	598%
Olive oil and its fractions, whether or not refined, but not chemically modified	-	-	0	0		
Sunflower, safflower or cotton-seed oils and their fractions, whether or not refined, but not chemically modified ...	214	128	529	416	148%	225%
Margarine; food mixtures or preparations of animal or vegetable fats or oils or of fractions of ...	1,341	771	1,007	420	-25%	-46%
<b>CLOCKS AND WATCHES AND PARTS THEREOF</b>	<b>181</b>	<b>32</b>	<b>120</b>	<b>53</b>	<b>-34%</b>	<b>65%</b>
Time control devices and time counters, with clockwork movement or synchronous motor (time clocks ...	0	5	6	1	2339%	-88%
Wristwatches, pocket watches and similar watches (including time counters of the same types), other...	-	-	29	37		
Watch movements, complete and assembled	14	1	46	3	226%	169%



Products	July - Sept 2024		July - Sept 2025		Variation in weight	Variation in value
	Quantity (t)	Fob Value (M.CFAF)	Quantity (t)	Fob Value (M.CFAF)		
Clocks with watch movements, excluding clocks of heading 9104	-	-	5	1		
Alarm clocks, clocks, clocks and similar horological appliances, with non-watch movement ...	166	26	33	11	-80%	-57%
<b>ESSENTIAL OILS AND RESINOIDS; PERFUMERY OR TOILET PRODUCTS PREPARED AND COSMETIC PREPARATIONS ...</b>	<b>2,609</b>	<b>11,355</b>	<b>3,394</b>	<b>14,538</b>	<b>30%</b>	<b>28%</b>
Essential oils (terpeneless or not), including those called "concrete" or "absolute"; resinoids; oleores ...	26	59	-	-	-100%	-100%
Mixtures of odoriferous substances and mixtures (including alcoholic solutions) based on one or more ...	2,252	10,784	3,042	13,825	35%	28%
Perfumes and toilet waters	-	-	16	52		
Hair preparations	64	61	30	39	-53%	-37%
Preparations for pre-shaving, shaving or aftershave, body deodorants, bath preparations, depi ...	74	144	59	145	-20%	1%
Preparations for oral or dental hygiene, including powders and creams to facilitate the adhesion of teeth...	138	128	141	170	3%	33%
Prepared beauty or make-up products and preparations for maintaining or caring for the skin, other than...	44	172	106	307	142%	79%
<b>MUSICAL INSTRUMENTS; PARTS AND ACCESSORIES OF SUCH ARTICLES</b>	<b>-</b>	<b>-</b>	<b>22</b>	<b>13</b>		
Percussion musical instruments (for example, drums, xylophones, cymbals, castanets, maracas)	-	-	12	0		
Wind musical instruments (pipe and keyboard organs, accordions, clarinets, trumpets, bagpipes, etc.)	-	-	2	0		
Parts (e.g. music box mechanisms) and accessories (cards, discs and rolls for playing machines...)	-	-	9	13		
<b>OPTICAL, PHOTOGRAPHY OR CINEMATOGRAPHY, MEASURING, CONTROL OR PRECISION INSTRUMENTS AND APPARATUS; ...</b>	<b>3218</b>	<b>5,197</b>	<b>3,437</b>	<b>7,640</b>	<b>7%</b>	<b>47%</b>
X-ray apparatus and apparatus using alpha, beta or gamma radiation, whether or not for medical, surgical, etc.	5	9	81	31	1595%	235%
Mechanotherapy apparatus; massage apparatus; psychotechnical apparatus; ozone therapy, oxygen therapy ...	7	803	23	40	224%	-95%
Apparatus and equipment for photographic or cinematographic laboratories, not elsewhere specified or included in...	28	5	9	8	-67%	63%
Cameras; apparatus and devices, including lamps and tubes, for the production of light-flashes...	-	-	0	2		
Orthopedic articles and apparatus, including medico-surgical belts and bandages and crutches; harness ...	-	-	3	49		
Other breathing apparatus and gas masks, excluding protective masks without mechanism and...	3	19	0	1	-91%	-97%
Other counters (lap counters, production counters, taximeters, distance traveled totalizers, pedometer, etc.)	-	-	10	13		
Balances of a sensitivity of 5 cg or better, with or without weights	6	38	-	-	-100%	-100%
Gas, liquid or electricity meters, including meters for their calibration	388	1,814	229	3,836	-41%	112%
Density meters, hydrometers, liquid scales and similar floating instruments, thermometers, pyrometers, barometers, h...	10	32	34	60	247%	88%
Liquid crystal devices not constituting articles more specifically specified elsewhere; lasers, others ...	-	-	1	5		
Optical fibers and optical fiber bundles; optical fiber cables other than those of heading 8544; pol ...	22	38	7	1	-68%	-98%
Drawing, plotting or calculating instruments (drawing machines, pantographs, protractors, math cases, etc.)	1,838	315	1,699	224	-8%	-29%
Instruments and devices for geodesy, topography, surveying, levelling, photogrammetry, hydrography, etc.	2	10	3	15	32%	51%
Instruments and apparatus for physical or chemical analyzes (polarimeters, refractometers, spectrometers, analysis, etc.)	13	191	11	114	-17%	-40%
Instruments and apparatus for medicine, surgery, dentistry or veterinary art, including appliances...	583	1,260	919	2,253	58%	79%
Instruments and apparatus for measuring or controlling flow, level, pressure or other characteristics...	40	171	52	413	30%	142%
Automatic regulating or controlling instruments and apparatus	183	173	158	193	-13%	11%
Measuring or checking instruments, apparatus and machines, not specified or included elsewhere in this chapter...	29	157	128	179	341%	14%



Products	July - Sept 2024		July - Sept 2025		Variation in weight	Variation in value
	Quantity (t)	Fob Value (M.CFAF)	Quantity (t)	Fob Value (M.CFAF)		
Instruments, apparatus and models designed for demonstration (in education or exhibitions, for example ...	2	8	5	17	233%	124%
Binoculars, monoculars, other optical telescopes, and mountings thereof; other astronomical instruments and mountings thereof, but not including instruments for radio-astronomy	6	9	10	22	73%	131%
Lenses, prisms, mirrors and other optical elements in any material, mounted, for instruments or apparatus, ...	-	-	0	9		
Spectacles, goggles and the like, corrective, protective or other	1	2	5	6	265%	178%
Machines and apparatus for testing hardness, tension, compression, elasticity or other mechanical properties.	23	82	18	40	-19%	-52%
Compound optical microscopes, including those for photomicrography, cinephotomicrography or microprojection	-	-	1	1		
Oscilloscopes, spectrum analyzers and other instruments and apparatus for measuring or controlling quantities ...	25	59	14	70	-44%	19%
Parts and accessories not specified or included elsewhere in this chapter, for machines, apparatus, instruments, etc.	6	3	2	27	-69%	696%
Image projectors, other than cinematographic; photographic (other than cinematographic) enlargers and reducers	-	-	15	13		
<b>TOYS, GAMES AND SPORTS REQUISITES; PARTS AND ACCESSORIES THEREOF</b>	<b>539</b>	<b>475</b>	<b>1,875</b>	<b>902</b>	<b>248%</b>	<b>90%</b>
Articles and equipment for physical culture, gymnastics, athletics, other sports (including tennis ...	85	259	640	438	653%	69%
Articles for parties, carnival or other entertainment, including magic articles and surprise articles ...	32	11	53	88	70%	705%
Fishing rods, hooks and other articles for angling; landing nets for all purposes; lures (other ...	125	21	574	98	359%	373%
Video game consoles and machines, articles for board games, including motor or motion games, ...	47	20	115	36	144%	80%
Roundabouts, swings, shooting galleries and other fairground amusements; travelling circuses and travelling menageries; travelling theatres	0	2	3	4	23853%	114%
Tricycles, scooters, pedal cars and similar wheeled toys; prams and strollers for dolls; dolls; ...	251	163	489	238	95%	46%
<b>WOOL, FINE OR COARSE ANIMAL HAIR; HORSEHAIR YARN AND WOVEN FABRIC</b>	-	-	4	3		
Woven fabrics of carded wool or of carded fine animal hair	-	-	4	3		
<b>MILK AND DAIRY PRODUCTS; BIRD EGGS; NATURAL HONEY; EDIBLE PRODUCTS OF ANIMAL ORIGIN, NOT SPECIFIED ...</b>	<b>4,085</b>	<b>7,871</b>	<b>6,328</b>	<b>9,687</b>	<b>55%</b>	<b>23%</b>
Buttermilk, curdled milk and cream, yoghurt, kephir and other fermented or acidified milk and cream, whether or not concentrated ...	12	16	116	89	882%	441%
Butter and other fats and oils derived from milk; dairy spreads	53	109	123	392	132%	260%
Cheese and curd	118	397	78	210	-34%	-47%
Whey, whether or not concentrated or containing added sugar or other sweetening matter; products consisting of natural components...	24	22	496	397	1941%	1708%
Milk and cream, concentrated or containing added sugar or other sweetening matter	3,491	7,103	4,735	8,029	36%	13%
Milk and cream, not concentrated nor containing added sugar or other sweetening matter	360	209	780	570	117%	173%
<b>EDIBLE VEGETABLES AND CERTAIN ROOTS AND TUBERS</b>	<b>8,176</b>	<b>2,853</b>	<b>2,545</b>	<b>827</b>	<b>-69%</b>	<b>-71%</b>
Other vegetables, fresh or chilled	-	-	2	1		
Dried leguminous vegetables, shelled, whether or not skinned or split	<b>7,145</b>	<b>2,751</b>	<b>1,651</b>	<b>484</b>	<b>-77%</b>	<b>-82%</b>
Dried vegetables, whether or not cut into pieces or slices or crushed or ground, but not further prepared...	1	3	122	177	16853%	5555%
Vegetables (uncooked or cooked by steaming or boiling in water), frozen	-	-	41	23		
Onions, shallots, garlic, leeks and other alliaceous vegetables, fresh or chilled	1,004	89	728	142	-27%	59%



Products	July - Sept 2024		July - Sept 2025		Variation in weight	Variation in value
	Quantity (t)	Fob Value (M.CFAF)	Quantity (t)	Fob Value (M.CFAF)		
Potatoes, fresh or chilled	26	10	-	-	-100%	-100%
<b>CORK AND ARTICLES OF CORK</b>	-	-	<b>16</b>	<b>45</b>		
Agglomerated cork (with or without a binding substance) and articles of agglomerated cork	-	-	10	4		
Articles of natural cork	-	-	7	40		
<b>ELECTRICAL MACHINES, APPARATUS AND EQUIPMENT AND THEIR PARTS; RECORDING OR SOUND REPRODUCTION APPARATUS ...</b>	<b>11024</b>	<b>34,003</b>	<b>18,649</b>	<b>38,785</b>	<b>69%</b>	<b>14%</b>
Electric accumulators, including their separators, whether or not square or rectangular	1,437	1,486	1,606	2,062	12%	39%
Switchgear for breaking, isolating, protection, branching, connection or connection of...	91	1,228	169	1,316	85%	7%
Switchgear for breaking, isolating, protection, branching, connection or connection of...	169	1,731	218	864	29%	-50%
Radar apparatus, radio navigational aid apparatus and radio remote control apparatus	4	179	-	-	-100%	-100%
Transmission apparatus for radio broadcasting or television, whether or not incorporating reception apparatus or apparatus.	38	56	409	1,077	987%	1824%
Sound recording apparatus; sound reproducing apparatus; sound recording and reproducing devices	7	16	47	10	578%	-40%
Video recording or reproducing apparatus, whether or not incorporating a video tuner	-	-	0	13		
Electrical signaling apparatus (other than for the transmission of messages), security, control or...	45	74	78	163	75%	121%
Electrical acoustic or visual signalling devices (bells, sirens, annunciator panels, device, etc.	7	79	4	71	-46%	-10%
Electric lighting or signaling apparatus (other than articles of heading 8539), windscreen wipers, defrost, etc.	64	16	54	52	-16%	231%
Electromechanical appliances with incorporated electric motor, for household use, other than vacuum cleaners of heading 8508...	136	72	369	196	172%	170%
Electric ignition or starting apparatus and devices for spark-ignition or compression-ignition engines.	35	34	99	55	182%	60%
Receiving apparatus for broadcasting, whether or not combined, in the same enclosure, with a recording apparatus ...	153	56	310	58	103%	3%
Vacuum cleaners	13	90	16	23	27%	-74%
Electric water heaters and immersion heaters; electrical appliances for space heating, underfloor heating or for general use.	697	218	830	390	19%	79%
Electronic integrated circuits	24	4	1	9	-97%	149%
Electrical capacitors, fixed, variable or adjustable	-	-	9	12		
Waste and scrap of primary cells, primary batteries and electric accumulators; spent primary cells and primary batteries ...	1	4	52	16	4894%	264%
Diodes, transistors and similar semiconductor devices; photosensitive semiconductor devices, including...	786	1,409	3,845	1,463	389%	4%
Disks, tapes, non-volatile semiconductor-based data storage devices, "smart cards" ...	9	470	9	367	-2%	-22%
Electromagnets; permanent magnets and articles intended to become permanent magnets after magnetization; platea ...	0	5	2	29	4840%	454%
Carbon electrodes, carbon brushes, carbon brushes for lamps or for batteries and other articles of graphite or of ...	1,279	1,154	141	277	-89%	-76%
Wires, cables (including coaxial cables) and other conductors insulated for electricity (even painted or oxidized ...	1,293	6,815	1,637	4,336	27%	-36%
Industrial or laboratory electric furnaces, including those operating by induction or by dielectric losses.	85	318	51	194	-41%	-39%
Electric generating sets and rotary converters	852	3,679	1,464	4,256	72%	16%
Electrical insulators of any material	88	46	534	582	505%	1163%



Products	July - Sept 2024		July - Sept 2025		Variation in weight	Variation in value
	Quantity (t)	Fob Value (M.CFAF)	Quantity (t)	Fob Value (M.CFAF)		
Portable electric lamps, intended to operate using their own energy source (batteries, accumulators, etc.	270	322	220	166	-18%	-48%
Incandescent or gas-discharge electric lamps and tubes, including articles known as "sealed headlights and projectors ...	278	74	988	371	255%	404%
Electrical machines and apparatus, having individual functions, not specified or included elsewhere in this chapter	20	274	80	174	309%	-37%
Machines and apparatus for brazing or welding (even those capable of cutting), electric (including those using hot gas...	13	90	44	121	229%	33%
Microphones and their stands; loudspeakers, whether or not mounted in their enclosures; headsets and headphones, even ...	178	81	1,372	317	672%	288%
Flat-panel display modules, with or without touch screens	-	-	0	2		
Flat-panel display modules, with or without touchscreens	-	-	13	204		
Monitors and projectors, not incorporating television reception apparatus; television receivers ...	525	1,368	715	1,405	36%	3%
Electric motors and generators (excluding generating sets)	98	356	132	465	34%	31%
Parts and accessories recognizable as being exclusively or mainly intended for devices of heading 8519...	-	-	6	2		
Parts recognizable as being exclusively or mainly intended for apparatus of heading Nos 8525 to 8528 ...	291	348	340	336	17%	-3%
Parts recognizable as being exclusively or mainly intended for apparatus of heading 8535, 8536 or 8537 ...	105	600	209	372	99%	-38%
Parts recognizable as being exclusively or mainly intended for machines of heading 8501 or 8502...	6	23	4	52	-29%	126%
Primary cells and primary batteries	99	209	277	59	179%	-72%
Telephone sets for users, including telephones for cellular networks and for other wireless networks; ...	356	3,235	426	4,914	20%	52%
Shavers, hair clippers and hair-removing appliances, with self-contained electric motor	9	1	18	20	105%	3187%
Electrical resistors (including rheostats and potentiometers), other than heating resistors	0	6	297	13	360179%	116%
Tables, panels, consoles, desks, cupboards and other supports comprising several devices of heading 8535 or...	291	2,371	324	4,840	11%	104%
Electrical transformers, static converters (for example, rectifiers) and inductors	1,169	5,397	1,226	7,060	5%	31%
<b>VEGETABLE PLAITING MATERIALS; VEGETABLE PRODUCTS NOT ELSEWHERE SPECIFIED OR INCLUDED</b>	-	-	12	6		
Vegetable products not elsewhere specified or included	-	-	12	6		
<b>ALBUMINOID MATERIALS; STARCH OR MODIFIED STARCH PRODUCTS; GLUES; ENZYMES</b>	1093	1,360	1,277	1,845	17%	36%
Glues and other prepared adhesives, not elsewhere specified or included; products of all kinds for use as glues or ...	775	735	851	932	10%	27%
Dextrin and other modified starches and starches (for example, pre-gelatinized or esterified starches and starches);...	270	297	300	281	11%	-6%
Enzymes; prepared enzymes not elsewhere specified or included	44	310	126	632	183%	104%
Gelatines (including those presented in square or rectangular sheets, whether or not worked on the surface or neck ...	3	17	-	-	-100%	-100%
<b>PLASTICS AND ARTICLES THEREOF</b>	46,492	34,347	60,863	37,469	31%	9%
Articles for transport or packaging, of plastics; stoppers, lids, caps and other devices ...	3,395	3,873	5,394	6,027	59%	56%
Equipment for construction, of plastics, not elsewhere specified or included ...	200	477	588	354	194%	-26%
Other articles of plastics and articles of other materials of headings 3901 to 3914	1,124	1,924	1,741	1,556	55%	-19%
Other plates, sheets, film, foil and strip, of plastics	1,003	1,097	1,209	1,027	21%	-6%
Other plates, sheets, film, tapes and strips, of non-cellular plastics, not reinforced or...	1,631	2,249	3,492	4,141	114%	84%
Baths, showers, sinks, washbasins, bidets, lavatories and their seats and covers, flush tanks ...	227	162	107	104	-53%	-36%



Products	July - Sept 2024		July - Sept 2025		Variation in weight	Variation in value
	Quantity (t)	Fob Value (M.CFAF)	Quantity (t)	Fob Value (M.CFAF)		
Cellulose and its chemical derivatives, not elsewhere specified or included, in primary forms	165	265	387	479	134%	80%
Waste, parings and scrap, of plastics	-	-	23	10		
Ion-exchangers based on polymers of headings 3901 to 3913, in primary forms	12	8	0	0	-99%	-95%
Monofilaments of which the largest dimension of the cross section exceeds 1 mm (monofilaments), rods, sticks and profi...	62	64	85	79	36%	22%
Self-adhesive plates, sheets, film, foil, tape, strip and other flat shapes, of plastics, whether or not in rolls	1,699	346	2,097	482	23%	39%
Polyacetals, other polyethers and epoxy resins, in primary forms; polycarbonates, alkyd resins, polyest ...	14,698	8,966	15,612	7,283	6%	-19%
Polyamides in primary forms	2	8	28	13	1409%	67%
Acrylic polymers in primary forms	854	822	1,561	1,542	83%	88%
Polymers of vinyl acetate or of other vinyl esters, in primary forms; other vinyl polymers, under ...	35	264	781	476	2145%	80%
Polymers of ethylene, in primary forms	10,794	6,859	12,465	6,588	15%	-4%
Polymers of propylene or of other olefins, in primary forms	5,469	3,545	6,123	3,452	12%	-3%
Polymers of vinyl chloride or of other halogenated olefins, in primary forms	1,687	669	2,694	846	60%	27%
Polymers of styrene, in primary forms	267	181	330	194	23%	7%
Natural polymers (alginic acid, for example) and modified natural polymers (hardened proteins, chemical derivatives, etc.	82	163	311	290	280%	77%
Amino-resins, phenolic resins and polyurethanes, in primary forms	220	449	583	788	165%	76%
Petroleum resins, coumarone-indene resins, polyterpenes, polysulfides, polysulfones and other mentio products...	49	48	119	43	144%	-10%
Floor coverings of plastics, whether or not self-adhesive, in rolls or in the form of tiles or slabs, etc.	760	253	1,184	292	56%	15%
Silicones in primary forms	18	38	52	83	188%	119%
Tubes and pipes and their accessories (joints, elbows, fittings, for example), in plastics, etc.	1,086	853	2,443	766	125%	-10%
Tableware, kitchenware, other household articles and hygienic or toilet articles, of plastics	689	397	1,454	553	111%	39%
<b>FURNITURE; MEDICO-SURGICAL FURNITURE; BEDDING AND SIMILAR ARTICLES; LIGHTING DEVICES NOT SPECIFIED OR INCLUDED ...</b>	<b>4,918</b>	<b>3,826</b>	<b>8,938</b>	<b>5,443</b>	<b>82%</b>	<b>42%</b>
Lighting apparatus (including headlamps) and parts thereof, not elsewhere specified or included; lamps-claim ...	389	410	700	641	80%	56%
Other furniture and parts thereof	1,388	1,337	4,079	2,726	194%	104%
Prefabricated constructions	2,566	1,430	904	489	-65%	-66%
Furniture for medicine, surgery, dentistry or veterinary art (operating tables, examination tables, etc.	10	38	330	207	3221%	439%
Seats (other than those of heading 9402), whether or not convertible into beds, and parts thereof	318	406	2,251	974	609%	140%
Bed bases; bedding and similar articles (mattresses, foot covers, eiderdowns, cushions, ottomans, pillows, ...	134	71	673	405	403%	467%
<b>ORES, SLAG AND ASH</b>	<b>872</b>	<b>28</b>	<b>26,456</b>	<b>107</b>	<b>2933%</b>	<b>288%</b>
Other slag and ash, including seaweed ash (kelp); ash and residues from the incineration of municipal waste	872	28	450	13	-48%	-52%
Granulated slag (sand-slag) from the manufacture of cast iron, iron or steel	-	-	26,005	93		
Cobalt ores and concentrates	-	-	1	0		
<b>AIRCRAFT, SPACECRAFT, AND PARTS THEREOF</b>	<b>0</b>	<b>3</b>	<b>10</b>	<b>1</b>	<b>8060%</b>	<b>-80%</b>
Balloons and airships; gliders, gliders and other air vehicles, not designed for motor propulsion	-	-	10	1		
Spare parts of aircrafts of heading 8801, 8802 or 8806, n.e.s.	0	3	-	-	-100%	-100%
<b>SHIPS, BOATS AND FLOATING STRUCTURES</b>	<b>10,032</b>	<b>85,015</b>	<b>22,148</b>	<b>48,746</b>	<b>121%</b>	<b>-43%</b>



Products	July - Sept 2024		July - Sept 2025		Variation in weight	Variation in value
	Quantity (t)	Fob Value (M.CFAF)	Quantity (t)	Fob Value (M.CFAF)		
Other floating structures (for example, rafts, tanks, coffer-dams, landing stages, buoys and beacons)	6	127	66	1,569	1038%	1140%
Vessels and other floating structures for breaking up	-	-	3	43		
Lighthouse boats, pump boats, dredgers, crane pontoons and other boats for which navigation is not...	10,011	84,271	177	1,338	-98%	-98%
Cruise ships, excursion boats, ferry-boats, cargo ships, barges and similar vessels for the transport of persons or goods	-	-	20,911	36,818		
Tugs and pusher boats	-	-	988	8,921		
Yachts and other vessels for pleasure or sports; rowing boats and canoes	15	617	3	57	-77%	-91%
<b>NICKEL AND ARTICLES THEREOF</b>	<b>31</b>	<b>125</b>	<b>0</b>	<b>0</b>	<b>-100%</b>	<b>-100%</b>
Nickel bars, rods, profiles and wire	31	122	-	-	-100%	-100%
Unwrought nickel	-	-	0	0		
Nickel powders and flakes	0	3	-	-	-100%	-100%
<b>WORKS OF ART, COLLECTORS' PIECES AND ANTIQUES</b>	<b>2</b>	<b>3</b>	<b>48</b>	<b>40</b>	<b>3004%</b>	<b>1323%</b>
Collections and specimens for collections of zoology, botany, mineralogy, anatomy, or of historical, archaeological, paleontological, ethnographic or numismatic interest	-	-	48	40		
Original engravings, prints and lithographs	1	2	-	-	-100%	-100%
Antiques of an age exceeding 100 years	1	1	-	-	-100%	-100%
<b>OILWELL SUPPLIES</b>	<b>1,122</b>	<b>6,875</b>	<b>66</b>	<b>161</b>	<b>-94%</b>	<b>-98%</b>
<b>WADDING, FELTS AND NON-WASTE; SPECIAL YARNS; TWINE, ROPES AND CORDAGE; CORDERIE ARTICLES ...</b>	<b>1,828</b>	<b>967</b>	<b>2,588</b>	<b>1,692</b>	<b>42%</b>	<b>75%</b>
Articles of yarn, strip or the like of heading 5404 or 5405, twine, cordage, rope or cables, not elsewhere specified or included	2	2	48	54	3028%	2959%
Felt, whether or not impregnated, coated, covered or laminated	2	16	3	13	91%	-22%
Twine, cordage, ropes and cables, whether or not plaited or braided and whether or not impregnated, coated, covered or sheathed with rubber or plastics	447	287	522	257	17%	-10%
Nets with knotted mesh, in layers or in pieces, obtained from twine, cordage or ropes; confection nets ...	41	8	23	8	-44%	-2%
Nonwovens, whether or not impregnated, coated, covered or laminated	1,322	648	1,930	1,321	46%	104%
Wadding of textile materials and articles thereof; textile fibres of a length not exceeding 5 mm (fleece ...	15	6	62	40	326%	545%
<b>TOOLS AND EQUIPMENT, CUTLERY AND TABLE CUTLERY, OF BASE METAL; PARTS OF THESE ARTICLES, IN M...</b>	<b>1531</b>	<b>2,045</b>	<b>3,082</b>	<b>1,650</b>	<b>101%</b>	<b>-19%</b>
Hand-operated mechanical appliances, weighing 10 kg or less, used in preparing, conditioning ...	35	29	70	51	100%	75%
Other cutlery items (clippers, cleavers, cleavers, butchers or kitchen choppers and letter opener, etc.	-	-	1	0		
Spades, shovels, pickaxes, picks, hoes, hoes, forks, rakes and scrapers; axes, bill hooks and similar tools ...	691	284	752	313	9%	10%
Scissors, tailors' shears and similar shears, and blades therefor	-	-	1	0		
Hand-operated spanners and wrenches (including torque meter wrenches but not including tap wrenches); interchangeable spanner sockets, with or without handles	99	114	23	66	-76%	-43%
Knives with cutting blades, serrated or not (including pruning knives), other than knives of heading 8208, and blades therefor	2	6	21	14	905%	137%
Knives and cutting blades, for machines or for mechanical appliances	0	2	5	11	8766%	477%
Spoons, forks, ladles, skimmers, pie shovels, special fish or butter knives, sugar tongs ...	0	0	153	46	39480%	18100%
Files, rasps, pliers (even cutting ones), pincers, tweezers, metal shears, pipe cutters, bolt cutters, carry ...	131	137	124	96	-6%	-30%
Tools of at least two of headings 8202 to 8205, put up in sets for retail sale ...	6	5	4	38	-31%	679%



Products	July - Sept 2024		July - Sept 2025		Variation in weight	Variation in value
	Quantity (t)	Fob Value (M.CFAF)	Quantity (t)	Fob Value (M.CFAF)		
Hand tools and tools (including glaziers' diamonds) not elsewhere specified or included; welding lamps and ...	384	1,052	984	212	157%	-80%
Interchangeable tools for hand tools, mechanical or not, or for machine tools (stamping, stamping, ...	57	95	96	230	69%	142%
Plates, sticks, points and similar objects for tools, unmounted, consisting of cermets ...	-	-	1	7		
Razors and razor blades (including razor blade blanks in strips)	28	175	2	8	-91%	-95%
Hand saws; saw blades of all kinds (including saw cutters and non-toothed saw blades)...	99	145	843	560	755%	285%
<b>ARTICLES OF SPARTERY OR OF BASKETWORK</b>	<b>84</b>	<b>31</b>	<b>104</b>	<b>77</b>	<b>25%</b>	<b>149%</b>
Basketry articles obtained directly in shape from materials to be braided or made with the help of artisans.	-	-	6	2		
Plaits and similar articles of plaiting materials, whether or not assembled into strips; braiding materials, braids and arti ...	84	31	99	75	18%	143%
<b>MISCELLANEOUS MANUFACTURED ARTICLES</b>	<b>1,119</b>	<b>1,109</b>	<b>3,304</b>	<b>887</b>	<b>195%</b>	<b>-20%</b>
Slates and boards for writing or drawing, whether or not framed	6	2	0	0	-100%	-100%
Travel sets for personal hygiene, sewing or cleaning shoes or clothes ...	-	-	97	27		
Brooms and brushes, whether or not forming parts of machines, apparatus or vehicles, mechanical brooms for ...	457	404	396	146	-13%	-64%
Insulating bottles and other mounted isothermal receptacles, whose insulation is provided by vacuum, as well as ...	305	102	299	194	-2%	90%
Buttons, press-fasteners, snap-fasteners and press studs, button moulds and other parts of these articles; button blanks	-	-	31	6		
Lighters and lighters (excluding lighters of heading 3603), whether or not mechanical or electric, and parts thereof...	2	307	995	52	41580%	-83%
Pencils (other than pencils of heading 9608), crayons, pencil leads, pastels, drawing charcoals, writing or drawing chalks and tailors' chalks	75	27	496	124	559%	356%
Slide fasteners and parts thereof	4	5	14	1	248%	-85%
Tailors' dummies and other lay figures; automata and other animated displays used for shop window dressing	1	2	14	5	1038%	104%
Prepared vegetable or mineral materials and articles thereof, nes; articles molded or cut of wax,...	1	5	18	58	1213%	1064%
Styling combs, hairdressing combs, barrettes and the like; hair pins; pliers-guiches, waved ...	35	4	58	6	66%	38%
Typewriter ribbons and similar ribbons, inked or otherwise prepared for leash...	0	2	0	0	-95%	-99%
Sanitary napkins and tampons, nappies and diapers for babies and similar articles, of any material...	126	76	860	235	581%	209%
Ballpoint pens and pencils; pens and markers with felt or other porous tips; fountain pens and other ...	76	166	26	34	-66%	-80%
Hand sieves and hand riddles	28	5	0	0	-100%	-94%
Toilet sprays, their mounts and mount heads; powder puffs and puffs or for the application...	1	1	-	-	-100%	-100%
<b>MISCELLANEOUS ARTICLES OF BASE METAL</b>	<b>1,679</b>	<b>2,336</b>	<b>2,298</b>	<b>2,782</b>	<b>37%</b>	<b>19%</b>
Stoppers (including crown caps, screw caps and pourers), lids, capsul ...	929	1,763	1,282	2,227	38%	26%
Padlocks, locks and bolts (keyed, secretive or electric), of base metal; clasps and frames-clasps co...	200	48	480	153	140%	220%
Binders, files, filing boxes, copy holders, pencil cases, stamp holders and similar equipment and supplies.	20	8	12	4	-41%	-53%
Bells, bells, gongs and the like, non-electric, of base metal; statuettes and other objects of...	119	257	7	5	-94%	-98%
Safes, armoured doors and compartments for vaults, safes and security cassettes and articles if ...	79	22	56	68	-29%	217%
Clasps, frames-clasps, buckles, buckles-clasps, staples, hooks, eyelets and similar articles, in meta...	-	-	5	3		
Wires, rods, tubes, plates, electrodes and similar articles, of base metal or of metal carbides, etc.	160	91	117	59	-27%	-35%



Products	July - Sept 2024		July - Sept 2025		Variation in weight	Variation in value
	Quantity (t)	Fob Value (M.CFAF)	Quantity (t)	Fob Value (M.CFAF)		
Fittings, fittings and similar articles of base metal for furniture, doors, stairs, windows, shutters, etc.	137	98	318	162	132%	65%
Mechanisms for binding loose-leaf or binders, letter clips, letter corners, paper clips, fingernails, etc.	-	-	0	0		
Information plates, name plates, address plates and similar plates, numbers, letters and different signs...	21	39	11	42	-47%	10%
Flexible tubing of base metal, with or without fittings	13	10	10	57	-22%	453%
<b>ARTICLES OF LEATHER; CROPPERS OR SADDLES; TRAVEL ARTICLES, HANDBAGS AND SIMILAR CONTAINERS...</b>	<b>1100</b>	<b>517</b>	<b>2,048</b>	<b>911</b>	<b>86%</b>	<b>76%</b>
Saddlery or saddlery articles for all animals (including lines, leashes, knee pads, muzzles, etc.	4	1	-	-	-100%	-100%
Other articles of leather or of composition leather	-	-	8	2		
Trunks, suitcases and cases, including toiletry cases and briefcases, towels, car ...	1,077	452	1,948	465	81%	3%
Articles of apparel and clothing accessories, of leather or of composition leather	20	64	93	444	367%	596%
<b>ARTICLES OF IRON OR STEEL</b>	<b>10,168</b>	<b>12,202</b>	<b>19,322</b>	<b>17,257</b>	<b>90%</b>	<b>41%</b>
Tube or pipe fittings (for example, couplings, elbows, sleeves), of iron or steel	181	562	216	757	19%	35%
Sewing needles, knitting needles, lace loops, hooks, embroidery punches and similar articles, for us...	13	17	-	-	-100%	-100%
Anchors, grapples and parts thereof, of cast iron, iron or steel	11	20	119	286	1013%	1316%
Household or household articles and parts thereof, of cast iron, iron or steel; steel or steel wool; epo ...	414	298	1,386	640	234%	115%
Hygiene or toilet articles, and parts thereof, of cast iron, iron or steel	33	8	155	47	372%	478%
Other articles of iron or steel	774	1,215	1,878	1,675	143%	38%
Other cast articles of iron or steel	247	153	481	101	94%	-34%
Other tubes and pipes (welded or riveted, for example), of circular section, of an external diameter exceeding 406,...	12	109	26	18	114%	-83%
Other tubes, pipes and hollow profiles (for example, open seam or welded, riveted or similarly closed), of iron or steel	419	649	895	1,328	114%	105%
Chains, chains and parts thereof, of cast iron, iron or steel	46	72	102	170	119%	137%
Constructions and parts of constructions (bridges and parts of bridges, lock gates, towers, pylons, pillars, c ...	3,124	3,297	7,481	7,474	139%	127%
Elements of railway tracks, in cast iron, iron or steel: rails, guard rails and racks, needles, heart points, etc.	-	-	786	505		
Sheet piling of iron or steel, whether or not drilled, punched or made from assembled elements; welded angles, shapes and sections, of iron or steel	27	13	8	20	-69%	55%
Stoves, boilers, cookers (including those which can be used incidentally for heating a hundred ...	1619	578	2,064	448	27%	-22%
Spikes, nails, tacks, pointed crampons, corrugated or bevelled staples and similar articles, of cast iron, iron, etc.	94	17	255	32	171%	89%
Radiators for central heating, non-electrically heated, and parts thereof, of cast iron, iron or steel; generators ...	-	-	7	54		
Containers for compressed or liquefied gas, of iron or steel	1,067	1,258	1,039	1,148	-3%	-9%
Tanks, tuns, vats and similar containers for all materials (except compressed or liquefied gases ...	121	368	102	565	-15%	54%
Tanks, drums, drums, cans, boxes and similar receptacles, for all materials (except co ...	72	99	105	178	46%	79%
Springs and leaf springs, of iron or steel	113	117	322	78	185%	-33%
Artificial brambles of iron or steel; twists, barbed or not, of wire or strip of iron or steel, ...	27	26	93	48	238%	86%
Wire fabrics (including continuous or endless fabrics), netting and mesh, of iron or steel wire; ...	154	262	178	262	15%	0%
Stranded wires, cables, braids, slings and similar articles, of iron or steel, not electrically insulated ...	93	162	35	62	-63%	-62%
Tubes, pipes and hollow profiles, of cast iron	4	69	-	-	-100%	-100%
Tubes, pipes and hollow profiles, seamless, of iron or steel	1,270	1,844	378	337	-70%	-82%



Products	July - Sept 2024		July - Sept 2025		Variation in weight	Variation in value
	Quantity (t)	Fob Value (M.CFAF)	Quantity (t)	Fob Value (M.CFAF)		
Screws, bolts, nuts, lag screws, thread hooks, rivets, pins, dowels, keys, washers (including ...	232	990	1,214	1,025	423%	4%
<b>ARTICLES OF STONE, PLASTER, CEMENT, ASBESTOS, MICA OR SIMILAR MATERIALS</b>	<b>3,775</b>	<b>872</b>	<b>4,934</b>	<b>1,501</b>	<b>31%</b>	<b>72%</b>
Natural or artificial abrasives in powder or grains, applied to textile products, paper, cardboard or other ...	10	12	19	53	104%	340%
Asbestos (asbestos), worked, of fibers; mixtures based on asbestos or based on asbestos and magnesium carbonate;...	0	2	8	10	1736%	422%
Worked slate and articles of slate or of agglomerated slate	11	5	6	5	-49%	-4%
Friction linings (plates, rollers, bands, segments, discs, washers, pads, for example), not fitted ...	69	58	30	7	-57%	-87%
Slag wool, slag wool, rock wool and similar mineral wool; expanded vermiculite, expanded clays, mo...	358	245	107	80	-70%	-67%
Wheels and similar articles, without frames, to grind, to defibrate, to grind, to sharpen, to polish, to rectify, to tran ...	23	64	164	38	607%	-41%
Articles of asbestos-cement, of cellulose fibre-cement or the like	0	0	15	10	3003%	3735%
Articles of asphalt or of similar products (e.g. petroleum pitch, pitches)	1,199	174	1,791	478	49%	174%
Articles of cement, of concrete or of artificial stone, whether or not reinforced	88	20	431	78	391%	290%
Articles of stone or of other mineral materials (including carbon fibers, articles of these materials, etc.	0	10	140	228	62557%	2132%
Articles of plaster or of compositions based on plaster	1,226	195	1,551	193	27%	-1%
Panels, planks, tiles, blocks and similar articles, of vegetable fibers, straw or shavings, wafer ...	50	9	-	-	-100%	-100%
Worked freestone or building stones (other than slate) and articles thereof, excluding ...	742	77	672	322	-9%	316%
<b>PAPER AND PAPERBOARD; ARTICLES OF PAPER PULP, OF PAPER OR OF PAPERBOARD</b>	<b>41,349</b>	<b>15,916</b>	<b>45,331</b>	<b>17,160</b>	<b>10%</b>	<b>8%</b>
Other paper and cardboard, uncoated or coated, in rolls or sheets, which has not undergone further processing.	3,078	878	2,102	610	-32%	-31%
Other paper, cardboard, cellulose wadding and webs of cellulose fibres cut to size; other works in ...	5931	886	1,102	257	-81%	-71%
Filter blocks, slabs and plates, of paper pulp	15	60	19	83	24%	38%
Boxes, bags, pouches, cones and other packaging made of paper, cardboard, cellulose wadding or webs of ...	3,420	1,853	5,832	2,695	71%	45%
Envelopes, letter cards, non-illustrated postcards and correspondence cards, of paper or cardboard; drinks ...	125	27	207	73	65%	167%
Labels of all kinds, in paper or cardboard, printed or not	507	1,767	471	1,695	-7%	-4%
Newsprint, in rolls or sheets	661	271	497	158	-25%	-42%
Carbon papers, so-called "carbonless" papers and other papers for duplication or transfers (other than those of no...	-	-	18	23		
Carbon papers, so-called "carbonless" papers and other papers for duplication or transfers (including papers ...	144	124	170	126	18%	1%
Papers of a kind used for toilet papers and similar papers, cellulose wadding or fibre webs...	235	209	291	233	24%	11%
Papers of a kind used for toilet paper, for cleansing towels, for hand towels, for napkins, etc.	1,384	1,138	1,441	1,129	4%	-1%
Paper and cardboard assembled flat by gluing, uncoated, surface coated or impregnated, even reinforced i...	73	32	75	24	3%	-25%
Paper and board coated with kaolin or other inorganic substances on one or both sides, with or on ...	1,925	921	2,375	1,056	23%	15%
Kraft paper and paperboard, uncoated or coated, in rolls or sheets, other than that of heading 4802 or 4803 ...	2,566	1,295	3,725	1,421	45%	10%
Corrugated paper and cardboard (even with covering by gluing), creped, pleated, embossed, embossed or perforated, in ...	1,122	582	57	13	-95%	-98%
Greaseproof paper and cardboard, greaseproof papers, tracing papers and so-called "crystal" paper and other c ...	24	12	22	12	-10%	3%
Paper and paperboard, uncoated or coated, of a kind used for writing, printing or other graphic purposes...	3,718	1,606	6,089	2,777	64%	73%
Wallpaper and similar wallcoverings; window transparencies of paper	1	3	15	8	1403%	152%



Products	July - Sept 2024		July - Sept 2025		Variation in weight	Variation in value
	Quantity (t)	Fob Value (M.CFAF)	Quantity (t)	Fob Value (M.CFAF)		
Paper, cardboard, cellulose wadding and cellulose fibre webs, coated, coated, impregnated, covered, collar, etc.	691	1,037	1,480	1,885	114%	82%
Registers, accounting books, notebooks (of notes, orders, receipts), agendas, memorandum pads, notepads ...	8,715	2,185	6,809	1,499	-22%	-31%
Bobbins, spools, cops and similar supports, of paper pulp, paper or paperboard (whether or not perforated or hardened)	6,747	914	12,534	1,384	86%	51%
<b>UMBRELLAS, SUN UMBRELLAS, WALKING STICKS, SEAT-STICKS, WHIPS, RIDING-CROPS AND PARTS THEREOF</b>	<b>119</b>	<b>22</b>	<b>365</b>	<b>183</b>	<b>206%</b>	<b>728%</b>
Umbrellas, parasols and parasols (including cane umbrellas, garden umbrellas and similar articles)...	119	22	365	183	206%	728%
<b>PULP OF WOOD OR OF OTHER FIBROUS CELLULOSIC MATERIAL; RECOVERED (WASTE AND SCRAP) PAPER OR PAPERBOARD...</b>	<b>737</b>	<b>672</b>	<b>1,783</b>	<b>1,622</b>	<b>142%</b>	<b>141%</b>
Recycling paper or cardboard (waste and scrap)	25	1	28	2	14%	149%
Chemical wood pulp, soda or sulphate, other than dissolving pastes	712	671	1,754	1,616	146%	141%
Chemical wood pulp, sulphite, other than dissolving grades	-	-	1	3		
<b>RAW HIDES AND SKINS (OTHER THAN FURSKINS) AND LEATHER</b>	<b>-</b>	<b>-</b>	<b>54</b>	<b>3</b>		
Leather further prepared after tanning or crusting, including parchment-dressed leather, of bovine (including buffalo)	-	-	54	3		
<b>FURSKINS AND ARTIFICIAL FUR; MANUFACTURES THEREOF</b>	<b>-</b>	<b>-</b>	<b>0</b>	<b>1</b>		
Articles of apparel, clothing accessories and other articles of furskin	-	-	0	1		
<b>NATURAL OR CULTURED PEARLS, PRECIOUS OR SIMILAR STONES, PRECIOUS METALS, METALS CLAD WITH PRECIOUS METALS AND...</b>	<b>5</b>	<b>35</b>	<b>336</b>	<b>1,358</b>	<b>7034%</b>	<b>3808%</b>
Imitation jewellery	3	24	1	14	-72%	-42%
Coin	-	-	334	1,344		
Articles of fine or cultured pearls, gemstones or synthetic or reconstituted stones ...	2	11	-	-	-100%	-100%
Gemstones (precious or fine stones) other than diamonds, whether or not worked or assembled, but not strung or mounted...	-	-	1	0		
<b>LIVE TREES AND OTHER PLANTS; BULBS, ROOTS AND THE LIKE; CUT FLOWERS AND ORNAMENTAL FOLIAGE</b>	<b>-</b>	<b>-</b>	<b>5</b>	<b>1</b>		
Cut flowers and flower buds of a kind suitable for bouquets or for ornamental purposes, fresh, dried, dyed, bleached, impregnated or otherwise prepared	-	-	5	1		
<b>LEAD AND ARTICLES THEREOF</b>	<b>14</b>	<b>13</b>	<b>-</b>	<b>-</b>	<b>-100%</b>	<b>-100%</b>
Lead plates, sheets, strip and foil; lead powders and flakes	14	13	-	-	-100%	-100%
<b>PREPARED FEATHERS AND DOWN AND ARTICLES MADE OF FEATHERS OR OF DOWN; ARTIFICIAL FLOWERS; ARTICLES OF HAIR ...</b>	<b>6</b>	<b>18</b>	<b>109</b>	<b>74</b>	<b>1846%</b>	<b>308%</b>
Hair that is turned, thinned, bleached or otherwise prepared; wool, animal hair and other textile materials, prepared for ...	-	-	23	3		
Artificial flowers, foliage and fruit and parts thereof; articles made of artificial flowers, foliage or fruit	6	18	84	47	1401%	161%
Wigs, beards, eyebrows, eyelashes, locks and the like of hair, animal hair or textile materials; works in ...	-	-	2	24		
<b>FISH AND CRUSTACEANS, MOLLUSCS AND OTHER AQUATIC INVERTEBRATES</b>	<b>47,230</b>	<b>32,427</b>	<b>68,376</b>	<b>53,177</b>	<b>45%</b>	<b>64%</b>
Flour, powder and pellets, of fish or of crustaceans, molluscs or other aquatic invertebrates, fit for human consumption	91	105	16	24	-82%	-77%
Fish fillets and other fish meat (whether or not minced), fresh, chilled or frozen	-	-	61	14		
Fish, frozen, excluding fish fillets and other fish meat of heading 0304	47,139	32,322	67,730	52,763	44%	63%
Fish, fresh or chilled, excluding fish fillets and other fish meat of heading 0304	-	-	395	240		



Products	July - Sept 2024		July - Sept 2025		Variation in weight	Variation in value
	Quantity (t)	Fob Value (M.CFAF)	Quantity (t)	Fob Value (M.CFAF)		
Dried, salted or in brine fish; smoked fish, whether or not cooked before or during smoking; flour, powders and ag ...	-	-	115	94		
Live fish	-	-	59	42		
<b>POWDERS AND EXPLOSIVES; PYROTECHNICAL ARTICLES; MATCHES; PYROPHORIC ALLOYS; FLAMMABLE MATERIALS...</b>	<b>163</b>	<b>264</b>	<b>129</b>	<b>94</b>	<b>-21%</b>	<b>-64%</b>
Matches, other than pyrotechnic articles of heading 3604	-	-	1	6		
Prepared explosives, other than propellant powders	101	199	97	67	-4%	-66%
Ferrocium and other pyrophoric alloys in all forms; articles in flammable materials mentioned in note...	56	53	-	-	-100%	-100%
Safety drills; detonating cords; primers and fulminating capsules; igniters; electric detonators ...	6	12	31	22	408%	81%
<b>PREPARATIONS OF CEREALS, FLOUR, STARCH OR MILK; PASTRYCOOKS' PRODUCTS</b>	<b>5,827</b>	<b>6,586</b>	<b>7,328</b>	<b>7,788</b>	<b>26%</b>	<b>18%</b>
Malt extracts; food preparations of flour, groats, semolina, starches, starches or malt extracts, do not ...	3,549	5,838	4,654	6,806	31%	17%
Pasta, whether or not cooked or stuffed (with meat or other substances) or otherwise prepared, such as...	1,408	298	1,950	428	38%	43%
Cereal-based products obtained by blowing or roasting (e.g. corn flakes); cereals (other than m ...	312	212	269	221	-14%	5%
Bakery, pastry or biscuit products, whether or not containing added cocoa; hosts, empty seals ...	558	239	405	316	-27%	32%
Tapioca and its substitutes prepared to share starch, in the form of flakes, lumps, pearl grains, screenings or...	-	-	51	17		
<b>MISCELLANEOUS EDIBLE PREPARATIONS</b>	<b>8,611</b>	<b>11,439</b>	<b>9,842</b>	<b>9,749</b>	<b>14%</b>	<b>-15%</b>
Extracts, essences and concentrates of coffee, tea or maté and preparations with a basis of these products or with a basis of coffee ...	173	477	134	398	-23%	-17%
Edible ice cream, whether or not containing cocoa	13	23	103	133	703%	470%
Yeasts (live or dead); other single-cell micro-organisms, dead (but not including vaccines of heading 3002);...	1346	1,407	1,328	1,575	-1%	12%
Food preparations not elsewhere specified or included	3,656	5,980	5,337	5,118	46%	-14%
Sauces and preparations thereof; mixed condiments and mixed seasonings; mustard flour and meal and prepared mustard	2,515	2,653	2,810	2,428	12%	-8%
Preparations for soups, broths or broths; prepared soups, broths or broths; food preparations co ...	908	899	131	97	-86%	-89%
<b>PREPARATIONS OF VEGETABLES, FRUIT, NUTS OR OTHER PARTS OF PLANTS</b>	<b>5,014</b>	<b>3,573</b>	<b>3,304</b>	<b>3,359</b>	<b>-34%</b>	<b>-6%</b>
Other vegetables prepared or preserved otherwise than by vinegar or acetic acid, frozen, other than products of heading 2006	67	48	119	68	77%	42%
Other vegetables prepared or preserved otherwise than by vinegar or acetic acid, not frozen, other than p...	184	79	721	588	291%	640%
Mushrooms and truffles, prepared or preserved otherwise than by vinegar or acetic acid	20	7	26	12	28%	84%
Jams, jellies, marmalades, purees and fruit pastes, obtained by cooking, with or without added sugar or ...	101	55	127	63	25%	14%
Fruits and other edible parts of plants, otherwise prepared or preserved, with or without added sugar or...	170	193	163	102	-4%	-47%
Fruit (including grape must) or vegetable juices, unfermented, without added alcohol, with or without ad...	634	551	2,064	2,485	226%	351%
Vegetables, fruits and other edible parts of plants, prepared or preserved in vinegar or acetic acid ...	-	-	7	9		
Tomatoes prepared or preserved otherwise than by vinegar or acetic acid	3,838	2,639	79	32	-98%	-99%
<b>PREPARATIONS OF MEAT, OF FISH OR OF CRUSTACEANS, MOLLUSCS OR OTHER AQUATIC INVERTEBRATES...</b>	<b>861</b>	<b>755</b>	<b>2,828</b>	<b>3,047</b>	<b>228%</b>	<b>303%</b>
Other prepared or preserved meat, meat offal or blood	257	157	208	228	-19%	46%
Prepared and preserved fish; caviar and its substitutes prepared from fish roe ...	494	412	2,378	2,471	381%	500%
Sausages and similar products, of meat, meat offal or blood; food preparations based on these products	110	187	242	349	120%	86%
<b>CERAMIC PRODUCTS</b>	<b>32,793</b>	<b>6,754</b>	<b>53,580</b>	<b>7,615</b>	<b>63%</b>	<b>13%</b>



Products	July - Sept 2024		July - Sept 2025		Variation in weight	Variation in value
	Quantity (t)	Fob Value (M.CFAF)	Quantity (t)	Fob Value (M.CFAF)		
Ceramic apparatus and articles for chemical or other technical uses; troughs, bins and containers if ...	0	2	331	89	3782400%	3519%
Other refractory ceramic articles (retorts, crucibles, muffles, nozzles, buffers, supports, cups, tubes, etc.	137	37	341	238	150%	538%
Other ceramic articles	24	3	166	29	598%	903%
Ceramic building bricks, flooring blocks, support or filler tiles and the like	2,205	274	4,722	453	114%	65%
Bricks, slabs, tiles and other ceramic pieces, of fossil siliceous flour (e.g. kieselguhr, tripolite, diatom...	196	28	366	41	86%	47%
Bricks, slabs, tiles and similar ceramic construction pieces, refractories, other than those made from flour, etc.	2,620	2,024	1,499	415	-43%	-80%
Tiles and slabs for paving or covering, of ceramic; cubes, dice and similar articles for mosaics, of ...	20,958	2,906	37,043	4,695	77%	62%
Sinks, washbasins, washbasin columns, bathtubs, bidets, toilet bowls, cisterns, urinals and appliances ...	3,843	973	4,419	777	15%	-20%
Statuettes and other ornamental ceramic articles	22	6	193	31	795%	436%
Roofing tiles, chimney pots, cowls, chimney liners, architectural ornaments and other ceramic constructional goods	-	-	41	4		
Tableware, other household articles or household economy articles and hygiene or toilet articles, of ceramic, ...	925	183	818	158	-12%	-14%
Tableware, other household or domestic economy articles and hygiene or toilet articles, of porcelain, etc.	1,627	288	3,642	685	124%	138%
<b>INORGANIC CHEMICALS; INORGANIC OR ORGANIC COMPOUNDS OF PRECIOUS METALS, RADIOACTIVE ELEMENTS, ...</b>	<b>65,979</b>	<b>16,609</b>	<b>70,382</b>	<b>14,962</b>	<b>7%</b>	<b>-10%</b>
Nitric acid; sulphonitric acids	129	37	26	7	-80%	-80%
Sulphuric acid; oleum	671	90	1,760	204	162%	126%
Ammonia, anhydrous or in aqueous solution	41	11	182	95	346%	792%
Other inorganic acids and other inorganic oxygenates of non-metallic elements...	108	129	258	179	138%	39%
Other salts of inorganic acids or peroxyacids (including aluminosilicates of chemically defined ...	1	2	0	2	-86%	0%
Borates; peroxoborates (perborates)	82	35	331	157	306%	343%
Carbonates; peroxocarbonates (percarbonates); commercial ammonium carbonate containing ammonium carbamate...	15,769	1,398	16,527	1,754	5%	25%
Carbon (carbon blacks and other forms of carbon not elsewhere specified or included)	1	2	1	3	-28%	58%
Carbides, whether or not chemically defined	96	19	168	41	75%	121%
Chlorates and perchlorates; bromates and perbromates; iodates and periodates	7	213	-	-	-100%	-100%
Hydrogen chloride (hydrochloric acid); chlorosulphuric acid	47	10	403	38	765%	278%
Chlorides, chloride oxides and chloride hydroxides; bromides and bromide oxides; iodides and iodide oxides	326	120	446	178	37%	49%
Artificial corundum, whether or not chemically defined; aluminium oxide; aluminium hydroxide	33,918	11,651	25,427	5,920	-25%	-49%
Cyanides, cyanide oxides and complex cyanides	20	7	55	56	178%	666%
Radioactive chemical elements and radioactive isotopes (including the fissile or fertile chemical elements and isotopes) and their compounds;	3	3	-	-	-100%	-100%
Fluorides; fluorosilicates, fluoroaluminates and other complex fluorine salts	929	341	1,712	556	84%	63%
Hydrazine and hydroxylamine and their inorganic salts; other inorganic bases; other oxides, hydroxides and pero ...	0	3	299	15	660119%	398%
Hydrogen, rare gases and other non-metals	132	61	85	68	-35%	12%
Sodium hydroxide (caustic soda); potassium hydroxide (caustic potash); peroxides of sodium or potassium	9,700	1,708	15,390	4,053	59%	137%
Hypochlorites; commercial calcium hypochlorite; chlorites; hypobromites	178	133	134	92	-25%	-31%



Products	July - Sept 2024		July - Sept 2025		Variation in weight	Variation in value
	Quantity (t)	Fob Value (M.CFAF)	Quantity (t)	Fob Value (M.CFAF)		
Isotopes other than those of heading 2844; compounds, inorganic or organic, of such isotopes, whether or not chemically defined	-	-	29	5		
Colloidal precious metals; inorganic or organic compounds of precious metals, whether or not chemically defined; amalgams of precious metals	-	-	0	0		
Nitrites; nitrates	-	-	3	1		
Zinc oxide; zinc peroxide	7	16	1	3	-85%	-84%
Boron oxides; boric acids	-	-	9	10		
Titanium oxides	-	-	51	75		
Chromium oxides and hydroxides	1	2	5	12	390%	589%
Iron oxides and hydroxides; earth colors containing by weight 70% or more of combined iron, evaluated as Fe2O3...	24	43	8	18	-67%	-58%
Diphosphorus pentaoxide; Phosphoric acid; polyphosphoric acids, whether or not chemically defined ...	18	13	169	110	846%	749%
Hydrogen peroxide, whether or not solidified with urea	-	-	0	0		
Phosphinates (hypophosphites), phosphonates (phosphites) and phosphates; polyphosphates, chemically de ...	446	177	1,043	561	134%	217%
Phosphides, whether or not chemically defined, excluding ferrophosphorus; other inorganic compounds...	-	-	1	1		
Silicates; commercial alkali metal silicates	503	87	988	141	96%	62%
Sulphates; alums; peroxosulphates (persulphates)	2,819	294	4,851	578	72%	97%
Sulphites; thiosulphates	3	7	19	31	554%	349%
<b>ORGANIC CHEMICALS</b>	<b>4,412</b>	<b>3,560</b>	<b>6,990</b>	<b>4,909</b>	<b>58%</b>	<b>38%</b>
Carboxylic acids containing additional oxygen functions and their anhydrides, halides, peroxides, etc.	666	336	991	505	49%	50%
Unsaturated acyclic monocarboxylic acids and cyclic monocarboxylic acids, their anhydrides, halides, etc.	35.1	41.9	64	81	83%	94%
Saturated acyclic monocarboxylic acids and their anhydrides, halides, peroxides and peroxyacids; their derri ...	331	260	316	193	-5%	-26%
Nucleic acids and their salts, whether or not chemically defined; other heterocyclic compounds...	26	35	16	76	-37%	115%
Polycarboxylic acids, their anhydrides, halides, peroxides and peroxyacids; their halogenated derivatives, sulfon ...	44	17	156	37	256%	113%
Acyclic alcohols and their halogenated, sulphonated, nitrated or nitrosated derivatives	482	306	721	354	50%	16%
Cyclic alcohols and their halogenated, sulphonated, nitrated or nitrosated derivatives	2	11	-	-	-100%	-100%
Aldehydes, whether or not containing other oxygen functions; cyclic polymers of aldehydes; paraformaldehyde ...	274	46	182	14	-34%	-69%
Antibiotics	-	-	12	98		
Other organic compounds	12	13	-	-	-100%	-100%
Other organo-inorganic compounds	2	9	-	-	-100%	-100%
Ketones and quinones, whether or not with other oxygen function, and their halogenated, sulphonated, nitrated or nitrosated derivatives	94	83	67	42	-29%	-50%
Compounds with other nitrogen functions	1,248	1,266	1,270	1,059	2%	-16%
Amine-function compounds	-	-	0	0		
Carboxamide-function compounds; amide-function compounds of carbonic acid	10	22	1	5	-90%	-77%
Carboxyimide-function compounds (including saccharin and its salts) and imine-function compounds	1	4	-	-	-100%	-100%
Nitrile-function compounds	-	-	70	0		



Products	July - Sept 2024		July - Sept 2025		Variation in weight	Variation in value
	Quantity (t)	Fob Value (M.CFAF)	Quantity (t)	Fob Value (M.CFAF)		
Oxygen-function amino-compounds	686	577	1,281	800	87%	39%
Heterocyclic compounds with nitrogen hetero-atom(s) only	41	54	74	60	82%	10%
Heterocyclic compounds with oxygen hetero-atom(s) only	3	8	-	-	-100%	-100%
Halogenated derivatives of hydrocarbons	273	102	639	202	134%	97%
Sulphonated, nitrated or nitrosated derivatives of hydrocarbons, whether or not halogenated	-	-	28	16		
Epoxides, epoxy-alcohols, epoxy-phenols and epoxy-ethers, with three atoms in the ring, and their halogenated derivatives ...	-	-	1	3		
Phosphoric esters and their salts, including lactophosphates; their halogenated, sulphonated, nitrated or nitrosated derivatives	-	-	5	3		
Ethers, ethers-alcohols, ethers-phenols, ethers-alcohols-phenols, peroxides of alcohols, peroxides of ethers, peroxides ...	12	26	21	51	73%	97%
Acyclic hydrocarbons	35	25	374	288	982%	1062%
Cyclic hydrocarbons	13	10	147	80	991%	675%
Provitamins and vitamins, natural or reproduced by synthesis (including natural concentrates), as well as...	77	228	88	195	14%	-15%
Quaternary ammonium salts and hydroxides; lecithins and other phosphoaminolipids, whether or not chemically defined	28	57	73	71	163%	25%
Sulphonamides	1	5	22	90	1540%	1712%
Organo-sulphur compounds	14	18	369	588	2565%	3151%
<b>PRODUCTS OF THE MILLING INDUSTRY; MALT; STARCHES; INULIN; WHEAT GLUTEN</b>	<b>30275</b>	<b>10,774</b>	<b>37,485</b>	<b>11,691</b>	<b>24%</b>	<b>9%</b>
Starches; inulin	544	156	490	170	-10%	9%
Flour, semolina, powder, flakes, granules and agglomerates in the form of pellets, potatoes ...	-	-	5	1		
Cereal flours other than of wheat or meslin	1	8	-	-	-100%	-100%
Wheat or meslin flour	-	-	1	1		
Wheat gluten, whether or not dry	70	112	120	136	73%	21%
Cereal grains otherwise worked (hulled, flattened, flaked, pearled, sliced or crushed, for example), ...	5	3	727	234	14887%	9237%
Cereal groats, meal and pellets	5,632	1,476	6,673	1,637	18%	11%
Malt, whether or not roasted	24,022	9,019	29,468	9,511	23%	5%
<b>PRINTED BOOKS, NEWSPAPERS, PICTURES AND OTHER PRODUCTS OF THE PRINTING INDUSTRY; MANUSCRIPTS, TYPESCRIPTS AND PLANS</b>	<b>3123</b>	<b>3,903</b>	<b>1,979</b>	<b>3,430</b>	<b>-37%</b>	<b>-12%</b>
Children's picture, drawing or colouring books	7	14	11	2	52%	-84%
Other printed matter, including printed pictures and photographs	208	409	247	1,082	18%	164%
Calendars of any kind, printed, including calendar blocks	33	66	1	2	-97%	-97%
Newspapers, journals and periodicals, whether or not illustrated or containing advertising material	-	-	1	0		
Printed books, brochures, leaflets and similar printed matter, whether or not in single sheets	2,867	3,386	1,719	2,340	-40%	-31%
Maps and hydrographic or similar charts of all kinds, including atlases, wall maps, topographical plans and globes, printed	2	6	-	-	-100%	-100%
Postage stamps, revenue stamps and the like, not canceled, current or intended to be valid in the country in ...	6	22	1	3	-84%	-85%
<b>MISCELLANEOUS CHEMICAL PRODUCTS</b>	<b>13,559</b>	<b>17,039</b>	<b>12,853</b>	<b>16,755</b>	<b>-5%</b>	<b>-2%</b>
Industrial monocarboxylic fatty acids; acid oils from refining; industrial fatty alcohols ...	77	83	201	173	162%	109%



Products	July - Sept 2024		July - Sept 2025		Variation in weight	Variation in value
	Quantity (t)	Fob Value (M.CFAF)	Quantity (t)	Fob Value (M.CFAF)		
Sizing or finishing agents, dyeing or fixing accelerators for colouring matters and other products ...	95	38	37	26	-61%	-32%
Activated carbon; activated natural mineral materials; animal black, including exhausted animal black ...	242	275	343	110	42%	-60%
Cements, mortars, concretes and similar refractory compositions, other than products of heading 3801...	1,523	421	1,527	315	0%	-25%
Preparations and charges for fire-extinguishers; charged fire-extinguishing grenades	21	12	15	37	-26%	203%
Artificial graphite; colloidal or semi-colloidal graphite; preparations based on graphite or other carbon, in ...	66	98	-	-	-100%	-100%
Reaction initiators, reaction accelerators and catalytic preparations, not elsewhere specified or included ...	8	32	21	25	161%	-21%
Insecticides, rodents, fungicides, herbicides, germination inhibitors and growth regulators for plants	5852	12,184	6,472	11,911	11%	-2%
Prepared binders for foundry molds or cores; chemicals and preparations of the chemical or chemical industries.	4582	2,202	2,047	1,588	-55%	-28%
Fluids for hydraulic brakes and other fluids prepared for hydraulic transmissions, not containing h...	63	128	237	141	274%	10%
Mixtures of halogenated hydrocarbons	-	-	17	19		
Culture media prepared for the growth and maintenance of micro-organisms (including viruses and o...	6	34	10	40	57%	19%
Anti-knock preparations, oxidation inhibitors, peptizing additives, viscosity improvers, anti-additives ...	102	344	303	579	198%	69%
Anti-freezing preparations and prepared de-icing fluids	29	13	10	2	-65%	-86%
Preparations known as "vulcanization accelerators"; Composite plasticizers for rubber or plastic materials.	28	14	82	27	197%	97%
Preparations for pickling metals; soldering or brazing flux and other auxiliary preparations for soldering ...	221	427	233	268	5%	-37%
Diagnostic or laboratory reagents on any support and prepared diagnostic or laboratory reagents, even...	20	437	50	1,020	153%	133%
Composite organic solvents and thinners, not elsewhere specified or included; preparations designed to remove ...	625	298	1,250	473	100%	59%
<b>PHARMACEUTICAL PRODUCTS</b>	<b>4,702</b>	<b>33,799</b>	<b>5,426</b>	<b>41,282</b>	<b>15%</b>	<b>22%</b>
Medicines (excluding products of heading 3002, 3005 or 3006) consisting of products mixed together, ...	67	264	53	145	-20%	-45%
Medicines (excluding products of heading 3002, 3005 or 3006) consisting of mixed or unmixed products...	4,160	30,714	4,705	40,006	13%	30%
Wadding, gauze, tapes and similar articles (dressings, plasters, sinapisms, for example), impregnated or covered ...	140	185	401	594	186%	221%
Pharmaceutical goods specified in note 4 to this chapter	25	589	146	151	477%	-74%
Human blood; animal blood prepared for therapeutic, prophylactic or diagnostic uses; antisera, others ...	10	28	110	335	966%	1097%
<b>PHOTOGRAPHIC OR CINEMATOGRAPHIC GOODS</b>	<b>64</b>	<b>80</b>	<b>85</b>	<b>114</b>	<b>34%</b>	<b>42%</b>
Photographic paper, paperboard and textiles, sensitised, unexposed	17	4	-	-	-100%	-100%
Sensitized, unimpressed photographic film, in rolls, of materials other than paper, carbon, etc.	-	-	24	3		
Plates and flat films, photographic, sensitized, unimpressed, in materials other than paper, card ...	27	12	45	89	64%	657%
Chemical preparations for photographic uses, other than varnishes, glues, adhesives and similar preparations...	20	64	16	21	-17%	-67%
<b>HARDWARE</b>	<b>465</b>	<b>414</b>	<b>22</b>	<b>18</b>	<b>-95%</b>	<b>-96%</b>
<b>NUCLEAR REACTORS, BOILERS, MACHINES, MECHANICAL APPARATUS AND DEVICES; PARTS OF SUCH MACHINES OR APPARATUS ...</b>	<b>32,748</b>	<b>100,176</b>	<b>29,045</b>	<b>79,713</b>	<b>-11%</b>	<b>-20%</b>
Auxiliary devices for boilers of heading 8402 or 8403 (economizers, superheaters, chimney sweeping or gas recovery devices ...	4	12	35	117	765%	902%
Weighing apparatus and instruments, including scales and scales for checking machined parts, but excluding...	317	438	366	390	15%	-11%
Mechanical apparatus (including hand-held) for projecting, dispersing or spraying liquids or powders; extinct ...	446	1,260	733	947	64%	-25%
Laboratory apparatus, devices or equipment, whether or not electrically heated (excluding ovens and other...	289	2,469	135	695	-53%	-72%
Transmission shafts (including camshafts and crankshafts) and cranks; bearings and bushings; eng ...	109	585	302	1,039	177%	78%



Products	July - Sept 2024		July - Sept 2025		Variation in weight	Variation in value
	Quantity (t)	Fob Value (M.CFAF)	Quantity (t)	Fob Value (M.CFAF)		
Taps, valves and similar devices for pipes, boilers, tanks, vats or similar containers...	446	1,574	473	2,213	6%	41%
Other office machines and devices (hectographic or stencil duplicators, address printing machines, etc.	12	2	107	182	803%	11638%
Other lifting, loading, unloading or handling machines and devices (elevators, mechanical stairs, etc.	841	3,253	816	5,183	-3%	59%
Other earthmoving, levelling, stripping, excavating, compacting, extracting or drilling machines and equipment.	59	204	281	340	376%	66%
Other machines and devices for agriculture, horticulture, forestry, poultry farming or bee-keeping, incl.	156	676	335	731	115%	8%
Other machines and apparatus for working with pulp, paper or cardboard, including cutting machines.	8	5	137	1,047	1619%	22324%
Other machine tools for working metals or cermets, working without removing material ...	36	8	9	177	-75%	1992%
Other engines and motors	5	121	93	125	1781%	3%
Bigues; cranes and blondes; overhead cranes, unloading or handling gantries, crane bridges, trolleys, etc.	9959	38,387	420	735	-96%	-98%
Dozers (bulldozers), bias dozers (angledozers), graders, scrapers, mechanical shovels, excavate ...	4,881	7,617	7,126	11,243	46%	48%
Burners for fueling homes, for liquid fuels, for pulverized solid fuels or for gas; home ...	1	66	39	7	2572%	-89%
Calendering or other rolling machines, other than for metals or glass, and cylinders therefor	1	20	1	4	-20%	-82%
Centrifuges, including centrifugal dryers; filtering or purifying machinery and apparatus, for liquids or gases	1358	1,746	1,521	3,118	12%	79%
Stacker trucks; other industrial trucks fitted with a lifting device	762	1,885	765	1,612	0%	-14%
Foundry frame; bottom plates for molds; models for molds; molds for metals (other than lingo ...	130	489	260	1,223	100%	150%
Steam boilers (steam generators), other than central heating boilers designed to produce...	59	46	228	291	289%	529%
Central heating boilers other than those of heading 8402	17	51	103	95	512%	88%
Converters, ladles, ingots and casting machines (molding) for metallurgy, steelworks or foundry ...	78	59	3	15	-97%	-74%
Industrial or laboratory furnaces and ovens, including incinerators, non-electric	183	1,226	59	81	-68%	-93%
Air gas or water gas generators, with or without their purifiers; acetylene generators and generators ...	-	-	93	1,199		
Metalloplastic seals; sets or assortments of gaskets of different composition presented in pouches, envelopes, etc.	29	122	125	251	323%	106%
Metal-rolling mills and rolls thereof	443	1,106	196	881	-56%	-20%
Forging or stamping machines (including presses), sheep, hammers and swifts for the work of...	70	83	186	403	166%	386%
Machines (including slide-type machining units) for drilling, boring, milling, threading or tapping metals by...	2	3	0	4	-89%	23%
Calculating machines and pocket machines for recording, reproducing and displaying information, co ...	8	1	11	41	36%	3369%
Sewing machines, other than book sewing machines of heading 8440; furniture, bases and covers specia...	169	245	350	116	107%	-53%
Deburring, sharpening, grinding, honing, polishing or other finishing operations machines, worked ...	15	5	76	1,409	403%	30100%
Dish washing machines; machines and apparatus for cleaning or drying bottles or other containers.	831	6,503	696	9,413	-16%	45%
Washing machines, even with drying device	411	304	538	363	31%	20%
Planing machines, vices-filing machines, slotting machines, broaching, cutting gears, finishing gears, sawing ...	9	10	4	48	-52%	375%
Milking machines and dairy machinery	0	2	29	214	44519%	13759%
Automatic data processing machines and units thereof; magnetic or optical readers, ...	60	232	132	532	119%	129%
Automatic goods-vending machines (for example, postage stamp, cigarette, food or beverage machines), including money-changing machines	1	30	1	5	-4%	-82%
Machines and apparatus (other than machines of heading 8450) for washing, cleaning, spinning, drying, ...	38	303	17	13	-57%	-96%
Machines and apparatus for sorting, screening, separating, washing, crushing, mixing or mixing soil, stones, etc.	1,957	1,863	1,429	1,481	-27%	-21%



Products	July - Sept 2024		July - Sept 2025		Variation in weight	Variation in value
	Quantity (t)	Fob Value (M.CFAF)	Quantity (t)	Fob Value (M.CFAF)		
Machines and auxiliary apparatus for machines of heading 8444, 8445, 8446 or 8447 (dobby, Jacquard machines, etc.	52	265	43	457	-18%	72%
Machines and mechanical appliances having individual functions, not specified or included elsewhere in this chapter	793	2,925	805	2,260	2%	-23%
Machines and apparatus for the manufacture of pulp of fibrous cellulosic materials or for the manufacture or...	-	-	51	19		
Machinery for the manufacture or finishing of felt or nonwovens in the piece or in shapes, incl...	4	1	131	1,201	2992%	166286%
Machinery for preparing or making up tobacco, not specified or included elsewhere in this chapter	-	-	6	8		
Machines and apparatus for the preparation, tanning or working of hides or skins or for the manufacture or ...	-	-	1	2		
Machines and apparatus for soldering or welding, whether or not capable of cutting, other than those of heading 8515; machines and ...	5	294	4	3	-22%	-99%
Machines and apparatus for stitching or bookbinding, including sheet-sewing machines...	-	-	6	1		
Machines and apparatus for air conditioning comprising a motor-driven fan and specific devices...	1,129	2,554	865	2,415	-23%	-5%
Extruders for working with rubber or plastics or for manufacturing products made from these materials	325	2,724	551	1,660	70%	-39%
Machines and apparatus for printing by means of plates, cylinders and other printing elements of heading 8442...	125	233	479	1,764	284%	657%
Machines and apparatus, not specified or included elsewhere in this chapter, for preparation or manufacture ...	293	2,799	854	5,661	191%	102%
Knitting machines, stitch-bonding machines and machines for making gimped yarn, tulle, lace, embroidery, trimmings, ...	1	7	25	58	3749%	789%
Machines for the additive manufacturing	0	10	-	-	-100%	-100%
Machines for preparing textile materials; machines for spinning, doubling or twisting of materials.	-	-	1	1		
Machines for assembling electric or electronic lamps, tubes or valves or lamps for production ...	2	74	33	58	1632%	-22%
Machines for spinning (extrusion), drawing, texturing or slicing man-made textile materials or ...	6	38	89	175	1473%	365%
Machines for cleaning, sorting or screening grains or pulses; machines and apparatus for ...	116	549	58	221	-50%	-60%
Agricultural, horticultural or forestry machinery, apparatus and implements for soil preparation or tillage or for ...	148	235	246	163	67%	-31%
Machines, apparatus and machinery for harvesting and threshing agricultural products, including straw balers ...	146	57	89	184	-39%	222%
Machines, apparatus and materials (other than machines of headings 8456 to 8465) for preparation or manufacture ...	21	24	62	58	198%	146%
Machine tools (including machines for nailing, stapling, gluing or otherwise assembling) for woodworking,...	171	259	395	550	132%	113%
Machine tools for working stone, ceramic products, concrete, asbestos-cement or other materials ...	6	15	81	99	1252%	579%
Machine tools working by removing any material and operating by laser or other beam of light or ...	-	-	38	8		
Weaving machines (looms)	6	38	-	-	-100%	-100%
Spark-ignition reciprocating or rotary internal combustion piston engines	173	196	626	255	263%	30%
Compression-ignition internal combustion piston engines (diesel or semi-diesel engines)	222	128	278	111	25%	-13%
Pneumatic, hydraulic or motor tools (electric or non-electric) incorporated, for use by hand ...	163	330	222	282	37%	-14%
Pulley tackle and hoists; winches and capstans; jacks	86	86	107	194	25%	124%
Parts of machines or apparatus, not specified or included elsewhere in this chapter, not comprising ...	87	182	13	129	-85%	-29%
Parts and accessories (other than cases, covers and the like) recognizable as being exclusively o...	0	15	79	84	20444%	466%
Parts and accessories recognizable as being exclusively or mainly intended for machines of heading 8456...	71	230	82	192	16%	-17%
Parts suitable for use solely or principally with the machinery of headings 8425 to 8	736	1,631	499	2,629	-32%	61%



Products	July - Sept 2024		July - Sept 2025		Variation in weight	Variation in value
	Quantity (t)	Fob Value (M.CFAF)	Quantity (t)	Fob Value (M.CFAF)		
Parts recognizable as being exclusively or mainly intended for engines of heading 8407 or 8408...	113	4,869	110	653	-2%	-87%
Air or vacuum pumps, compressors for air or other gases and fans; extractor hoods or recycling...	824	913	571	2,342	-31%	157%
Pumps for liquids, whether or not fitted with a measuring device; liquid elevators	702	1,775	948	2,553	35%	44%
Presses and presses, crushers and similar machines and apparatus for the manufacture of wine, cider, juice ...	-	-	23	8		
Refrigerators, freezer-conservators and other equipment, machines and apparatus for producing cold, ...	1,895	3,075	2,171	2,116	15%	-31%
Ball, roller, roller or needle bearings	51	109	32	332	-36%	206%
Lathes (including turning centres) for removing metal	38	159	-	-	-100%	-100%
Steam turbines and other vapour turbines	-	-	24	169		
Hydraulic turbines, water wheels and their regulators	17	87	23	3	40%	-96%
Turbojets, turbopropellers and other gas turbines	4	266	93	2,651	2208%	897%
<b>RESIDUES AND WASTE FROM THE FOOD INDUSTRIES; PREPARED ANIMAL FODDER</b>	<b>16,700</b>	<b>6,914</b>	<b>45,384</b>	<b>11,283</b>	<b>172%</b>	<b>63%</b>
Flours, powders and agglomerates in the form of pellets, meat, offal, fish or crustaceans, molluscs, etc.	-	-	162	62		
Preparations of a kind used for feeding animals	6751	4,404	8,210	5,371	22%	22%
Bran, middlings and other residues, whether or not agglomerated in the form of pellets, from the screening, milling or other treatment of corn	-	-	0	2		
Oil cake and other solid residues, whether or not crushed or agglomerated in the form of pellets, from the extraction of soybean oil	9,949	2,509	37,012	5,847	272%	133%
<b>SOAPS, ORGANIC SURFACE AGENTS, LAUNDRY PREPARATIONS, LUBRICANT PREPARATIONS,...</b>	<b>2,138</b>	<b>2,240</b>	<b>4,521</b>	<b>2,714</b>	<b>111%</b>	<b>21%</b>
Organic surfactants (other than soaps); surfactant preparations, laundry preparations (incl.	1166	1,433	3,688	2,019	216%	41%
Candles, candles, tapers and similar articles	311	118	127	36	-59%	-69%
Polishes and creams for shoes, polishes, glosses for bodywork, glass or metals, pastes and powders for...	6	10	81	40	1192%	280%
Artificial waxes and prepared waxes	25	22	44	19	71%	-12%
Modelling pastes, including those used for children's games; compositions known as 'dental waxes'...	-	-	2	1		
Lubricating preparations (including cutting oils, preparations for releasing nuts, preparations, etc.	305	381	244	337	-20%	-12%
Soaps; organic surfactant products and preparations for use as soap, bars, bars, pieces or ...	323	276	335	262	3%	-5%
<b>SALT; SULPHUR; EARTHS AND STONE; PLASTERING MATERIALS, LIME AND CEMENT</b>	<b>819,583</b>	<b>19,298</b>	<b>859,802</b>	<b>21,622</b>	<b>5%</b>	<b>12%</b>
Other clays (excluding expanded clays of heading 6806), andalusite, kyanite, sillimanite, whether or not calcined;...	257	91	575	185	124%	104%
Pebbles, gravel, crushed stones, of the types generally used for concreting or for the setting in of...	3	6	8	8	153%	31%
Natural magnesium carbonate (magnesite); electrofused magnesia; magnesia burnt to death (sintered), even containing...	164	48	28	7	-83%	-84%
Castines; lime or cement stones	1,136	36	-	-	-100%	-100%
Quicklime, slaked lime and hydraulic lime, other than calcium oxide and hydroxide of heading 2825...	2,312	348	3,452	505	49%	45%
Hydraulic cements (including unpuvered cements known as "clinkers"), whether or not coloured	723,062	16,031	728,057	17,521	1%	9%
Chalk	2,069	178	2,293	83	11%	-53%
Dolomite, whether or not sintered or calcined, including dolomite roughened or simply cut, by sawing or otherwise, e...	522	32	1,784	104	241%	223%
Fossil siliceous flour (kieselguhr, tripolite, diatomite, for example) and other similar siliceous earths,...	266	115	607	278	129%	142%
Natural graphite	0	12	18	9	17631%	-28%



Products	July - Sept 2024		July - Sept 2025		Variation in weight	Variation in value
	Quantity (t)	Fob Value (M.CFAF)	Quantity (t)	Fob Value (M.CFAF)		
Gypsum; anhydrite; plasters, whether or not coloured or containing small amounts of accelerators or retarders ...	25,460	1,010	44,015	1,116	73%	11%
Kaolin and other kaolinic clays, whether or not calcined	-	-	26	5		
Marble, travertine, ecaussine and other calcareous monumental or building stone of an apparent specific gravity of 2,5 ...	-	-	51	2		
Mineral substances not elsewhere specified or included	1,124	196	3,645	328	224%	67%
Mica, including splittings; mica waste	10	1	11	3	13%	350%
Natural calcium phosphates, natural aluminium calcium phosphates and phosphatic chalk	8	2	4,102	383	54593%	16545%
Quartz (other than natural sands); quartzites, whether or not roughly cut or simply cut, by sawing or otherwise, ...	2	8	5	3	179%	-63%
Natural sands of all kinds, whether or not coloured, excluding metalliferous sands of Chapter 26...	2	2	82	23	4403%	970%
Salt (including prepared table salt and denatured salt) and pure sodium chloride, even in aqueous solution ...	62,992	1,117	70,829	982	12%	-12%
Natural soapstone, whether or not roughly cut or simply cut, by sawing or otherwise, into shaped blocks or slabs ...	193	50	143	42	-26%	-16%
Natural barium sulfate (barite); natural barium carbonate (witherite), whether or not calcined, other than oxy...	2	15	72	35	3031%	124%
<b>SUGARS AND SUGAR CONFECTIONERY</b>	<b>86,745</b>	<b>31,037</b>	<b>55,814</b>	<b>14,161</b>	<b>-36%</b>	<b>-54%</b>
Other sugars, including chemically pure lactose, maltose, glucose and fructose (levulose), in their s ...	3,222	1,049	4,000	1,278	24%	22%
Sugar confectionery (including white chocolate), not containing cocoa	15	35	184	135	1095%	285%
Cane or beet sugar and chemically pure sucrose, in solid form	83,508	29,954	51,630	12,748	-38%	-57%
<b>TOBACCO AND MANUFACTURED TOBACCO SUBSTITUTES</b>	<b>1,016</b>	<b>2,615</b>	<b>993</b>	<b>3,082</b>	<b>-2%</b>	<b>18%</b>
Other manufactured tobacco and manufactured tobacco substitutes; 'homogenised' or 'reconstituted' tobacco; tobacco extracts and essences	363	27	274	20	-25%	-25%
Cigars (including those with cut ends), cigarillos and cigarettes, of tobacco or of tobacco substitutes ...	653	2,588	719	3,062	10%	18%
<b>CARPETS AND OTHER TEXTILE FLOOR COVERINGS</b>	<b>519</b>	<b>651</b>	<b>607</b>	<b>218</b>	<b>17%</b>	<b>-66%</b>
Other carpets and other textile floor coverings, whether or not made up	399	73	150	50	-62%	-31%
Carpets and other textile floor coverings, knotted, whether or not made up	-	-	3	0		
Carpets and other textile floor coverings, woven, not tufted or flopped, whether or not made up, including...	115	574	232	78	102%	-86%
Carpets and other textile floor coverings, tufted, whether or not made up	5	5	157	64	2871%	1303%
Carpets and other textile floor coverings, of felt, not tufted or flopped, whether or not made up	-	-	65	26		
<b>IMPREGNATED, COATED, COVERED OR LAMINATED FABRICS; TECHNICAL ARTICLES IN TEXTILES</b>	<b>893</b>	<b>218</b>	<b>521</b>	<b>205</b>	<b>-42%</b>	<b>-6%</b>
Other impregnated, coated or covered fabrics; painted canvases for theater sets, studio backdrops or other uses ...	15	7	28	6	84%	-20%
Conveyor belts or transmission belts of textile materials, whether or not impregnated, coated, covered with material, etc.	0	5	0	11	13%	100%
Woven tires for tires obtained from high tenacity threads of nylon or other polyamides, pol ...	1	0	-	-	-100%	-100%
Textile products and articles for technical uses, specified in note 7 to this chapter	16	36	163	61	935%	68%
Rubberised textile fabrics, other than those of heading 5902	421	69	100	76	-76%	11%
Fabrics coated with glue or with starchy materials, of a kind used for binding, cardboard, sheathing or ...	-	-	5	0		
Fabrics impregnated, coated or covered with plastics or laminated with plastics, other than ...	425	93	214	50	-50%	-46%
Textile hosepiping and similar textile tubing, with or without lining, armour or accessories of other materials	14	7	9	1	-34%	-87%



Products	July - Sept 2024		July - Sept 2025		Variation in weight	Variation in value
	Quantity (t)	Fob Value (M.CFAF)	Quantity (t)	Fob Value (M.CFAF)		
<b>SPECIAL FABRICS; Tufted TEXTILE SURFACES; LACES; TAPESTRY; PASSEMENTERIES; EMBROIDERY ...</b>	<b>6</b>	<b>6</b>	<b>74</b>	<b>42</b>	<b>1066%</b>	<b>594%</b>
Embroidery in the piece, in strips or in motifs	-	-	3	0		
Quilted textile products in the piece, composed of one or more layers of textile materials assembled with padding	-	-	2	0		
Narrow woven fabrics, other than goods of heading 5807; narrow fabrics consisting of warp without weft assembled by means of an adhesive (bolducs)	3	5	44	28	1412%	426%
Terry towelling and similar woven terry fabrics, other than narrow fabrics of heading 5806; tufted textile fabrics, other than products of heading 5703	4	1	3	1	-14%	0%
Tulles and other net fabrics, not including woven, knitted or crocheted fabrics; lace in the piece, in strips or in motifs, other than fabrics of headings 6002 to 6006	-	-	7	0		
Woven pile fabrics and chenille fabrics, other than fabrics of heading 5802 or 5806	-	-	16	12		
<b>VEHICLES AND EQUIPMENT FOR RAILWAY OR SIMILAR TRACKS AND THEIR PARTS; MECHANICAL DEVICES ...</b>	<b>342</b>	<b>1,082</b>	<b>551</b>	<b>1,830</b>	<b>61%</b>	<b>69%</b>
Specially designed and equipped frames and containers (including tank-containers and tank-containers)...	258	499	399	917	55%	84%
Fixed equipment for railways or the like; mechanical (including electromechanical) signaling devices, ...	0	4	3	70	3538%	1624%
Parts of vehicles for railways or the like	83	579	149	839	78%	45%
Railway or tramway passenger coaches, not self-propelled; luggage vans, post office coaches and other special purpose railway or tramway coaches...	-	-	0	4		
<b>GLASS AND GLASSWARE</b>	<b>23,475</b>	<b>5,007</b>	<b>31,405</b>	<b>4,634</b>	<b>34%</b>	<b>-7%</b>
Tubular bulbs and envelopes, open, and parts thereof, of glass, without fittings, for electric lamps, ...	20	4	85	15	322%	319%
Other articles of glass	4	12	17	3	314%	-72%
Carboys, bottles, flasks, jars, jars, tubular packaging, ampoules and other transport containers or...	13,862	2,690	19,512	2,658	41%	-1%
Cullet and other waste and scrap of glass; bulk glass	5,275	227	3,069	203	-42%	-11%
Glass fibres (including glass wool) and articles thereof (for example yarns, fabrics) ...	12	6	94	93	713%	1355%
Ice (float glass and glass softened or polished on one or two sides) in plates or sheets, even with an absorbent layer ...	731	85	3,689	368	405%	330%
Glass mirrors, whether or not framed, including rear-view mirrors	277	76	283	55	2%	-27%
Glass objects for the service of the table, for the kitchen, the toilet, the office, the ornamentation of the apartments ...	1,848	373	3,767	859	104%	130%
Pavers, slabs, bricks, tiles, tiles and other articles, of pressed or molded glass, whether or not reinforced, for building ...	3	0	86	20	3348%	4646%
Glass beads, imitations of natural or cultured pearls, imitations of gemstones and similar articles of v...	-	-	11	4		
Safety glass, consisting of glass which is tempered or formed from laminated sheets	269	252	706	291	162%	15%
Glass of No. 7003, 7004 or 7005, curved, bevelled, engraved, drilled, enamelled or otherwise worked, but not framed ...	-	-	6	0		
So-called "cast" glass, in plates, sheets or profiles, even with an absorbent, reflective or non-reflective layer ...	112	11	25	2	-78%	-81%
Drawn or blown glass, in sheets, whether or not with an absorbent, reflective or non-reflective layer, but not other ...	9	963	-	-	-100%	-100%
Laboratory, hygienic or pharmaceutical glassware, whether or not graduated or calibrated	24	89	24	26	-2%	-71%
Watch glasses and similar glasses; glasses for ordinary or medical spectacles, convex, curved, concave or similar...	28	19	7	1	-77%	-96%
Multiple-walled insulating units of glass	20	68	25	38	28%	-45%
<b>CLOTHING AND CLOTHING ACCESSORIES, OTHER THAN KNITTED</b>	<b>326</b>	<b>809</b>	<b>405</b>	<b>615</b>	<b>25%</b>	<b>-24%</b>



Products	July - Sept 2024		July - Sept 2025		Variation in weight	Variation in value
	Quantity (t)	Fob Value (M.CFAF)	Quantity (t)	Fob Value (M.CFAF)		
Other made up clothing accessories; parts of garments or of clothing accessories, other than ...	19	375	15	36	-22%	-90%
Shirts and short-sleeved shirts, for men or boys	5	37	21	12	363%	-68%
Women's or girls' blouses, shirts and shirt-blouses	1	9	-	-	-100%	-100%
Suits or suits, sets, jackets, pants, overalls with suspenders, breeches and shorts (other than for ...	69	78	78	342	14%	338%
Tailored suits, sets, jackets, dresses, skirts, culottes, pants, overalls with suspenders, breeches and ...	54	18	30	4	-43%	-77%
Ties, bow ties and cravats	3	14	-	-	-100%	-100%
Gloves, mittens and mitts	0	11	7	11	2169%	1%
Body vests, briefs, boxers, nightgowns, pajamas, bathrobes, dressing gowns and similar items...	40	23	25	10	-37%	-59%
Coats, peacoats, capes, anoraks, jackets and similar articles, for women or girls, excluding articles...	11	6	29	13	169%	115%
Coats, peacoats, capes, anoraks, jackets and similar articles, for men or boys, excluding art...	4	22	4	36	20%	67%
Brassières, girdles, corsets, braces, suspenders, garters and similar articles and parts thereof, whether or not knitted or crocheted	6	45	19	11	199%	-76%
Sports tracksuits (trainings), ski suits and sets, swimsuits, breeches and briefs; other ...	102	168	82	92	-20%	-45%
Garments, made up of fabrics of heading 5602, 5603, 5903, 5906 or 5907	13	2	74	45	456%	1876%
Babies' garments and clothing accessories	1	0	21	3	3405%	944%
<b>CLOTHING AND CLOTHING ACCESSORIES, KNITTED</b>	<b>336</b>	<b>431</b>	<b>788</b>	<b>708</b>	<b>135%</b>	<b>64%</b>
Other made-up clothing accessories, knitted or crocheted; knitted or crocheted parts of garments or of clothing accessories	6	34	23	22	306%	-34%
Other garments, knitted or crocheted	13	17	20	5	57%	-71%
Sweaters, pullovers, cardigans, cardigans and similar articles, including under-sweaters, knitted or crocheted...	2	8	25	164	1239%	1970%
Men's or boys' shirts, knitted or crocheted	9	59	81	92	812%	56%
Women's or girls' blouses, shirts and shirt-blouses, knitted or crocheted	-	-	16	5		
Tights (pantyhose), stockings, knee socks, socks and other hosiery, including tights (pantyhose ...	6	45	27	26	335%	-42%
Jumpsuits or bottoms of dresses, petticoats, briefs, nightgowns, pajamas, negligee, bathrobes, bathrobes ...	8	6	5	2	-42%	-59%
Suits or suits, sets, jackets, pants, overalls with suspenders, breeches and shorts (other than for ...	27	12	54	10	100%	-21%
Tailored suits, sets, jackets, dresses, skirts, culottes, pants, overalls with suspenders, breeches and ...	-	-	6	36		
Gloves, mittens and mitts, knitted or crocheted	40	23	12	97	-70%	321%
Coats, peacoats, capes, anoraks, jackets and similar articles, knitted, for men or boys, ex ...	-	-	16	6		
Briefs, boxers, nightgowns, pajamas, bathrobes, dressing gowns and similar articles, of knitted fabric...	4	22	0	2	-91%	-89%
Tracksuits, ski suits and swimwear, knitted or crocheted	34	51	3	24	-91%	-53%
T-shirts, singlets and other vests, knitted or crocheted	75	138	457	208	512%	50%
Garments, made up of knitted or crocheted fabrics of heading 5903, 5906 or 5907	-	-	34	6		
Clothing and clothing accessories, knitted or crocheted, for babies	114	16	11	4	-90%	-79%
<b>MEAT AND EDIBLE OFFAL</b>	-	-	<b>77</b>	<b>97</b>		
Edible offals of bovine, porcine, sheep, goat, horse, ass or mulassière species, fresh, r...	-	-	12	17		
Meat of bovine animals, frozen	-	-	18	27		
Meat of swine animals, fresh, chilled or frozen	-	-	9	26		
Meat and edible offal, of the poultry of heading 0105, fresh, chilled or frozen	-	-	2	3		



Products	July - Sept 2024		July - Sept 2025		Variation in weight	Variation in value
	Quantity (t)	Fob Value (M.CFAF)	Quantity (t)	Fob Value (M.CFAF)		
Meat and edible meat offal, salted, in brine, dried or smoked; edible flours and meals of meat or meat offal	-	-	35	24		
<b>VEHICLES OTHER THAN RAILWAY OR TRAMWAY ROLLING STOCK, AND PARTS AND ACCESSORIES...</b>	<b>30,369</b>	<b>43,766</b>	<b>47,195</b>	<b>89,655</b>	<b>55%</b>	<b>105%</b>
Bicycles and other cycles (including delivery tricycles), not motorised	54	33	174	72	224%	120%
Bodies (including cabs), for the motor vehicles of headings 8701 to 8705	34	112	89	491	163%	337%
Tanks and other armoured fighting vehicles, motorised, whether or not fitted with weapons, and parts of such vehicles	-	-	7	2		
Chassis fitted with engines, for the motor vehicles of headings 8701 to 8705	52	5	-	-	-100%	-100%
Wheelchairs and other vehicles for invalids, even with motor or other propulsion mechanism ...	3	19	6	9	105%	-50%
Prams, strollers and similar cars for the transport of children, and parts thereof	-	-	2	0		
Motorcycles (including mopeds) and cycles fitted with an auxiliary motor, with or without side-cars; sidecars ...	988	1,752	1,181	2,553	20%	46%
Parts and accessories of the motor vehicles of headings 8701 to 8705	861	1,649	7,436	4,175	763%	153%
Parts and accessories of vehicles of headings 8711 to 8713	3,976	1,732	3,920	1,496	-1%	-14%
Trailers and semi-trailers for all vehicles; other non-motor vehicles; their parts ...	1,979	1,600	2,654	1,627	34%	2%
Tractors (other than tractors of heading 8709)	1,427	2,173	2,482	6,205	74%	186%
Special(purpose motor vehicles, other than those primarily designed for the transport of persons or ...	642	861	446	968	-31%	12%
Motor vehicles for the transport of ten or more persons, including the driver	565	1,144	1,172	5,094	108%	345%
Vehicles used for cargo transport	5,244	5,881	9,114	14,989	74%	155%
Passenger cars and other motor vehicles mainly designed for the transport of persons (other than...	14,510	26,770	18,514	51,973	28%	94%
<b>ZINC AND ARTICLES THEREOF</b>	<b>6</b>	<b>23</b>	<b>42</b>	<b>57</b>	<b>631%</b>	<b>146%</b>
Other articles of zinc	0	4	0	3	7%	-9%
Zinc bars, rods, profiles and wire	-	-	21	50		
Zinc dust, powders and flakes	5	20	21	4	282%	-78%

Source: CNSC



#### 4. Average import freight rates for refrigerated or dry 20-foot and 40-foot containers in Q3 2025

Country of loading - <b>AFRICA</b>	Port of loading	Average import freight rate for TEUs (Billion CFAF)			
		20 Reefer	20 Dry	40 Reefer	40 Dry
South Africa	Cape Town	-	1,676	1,655	1,903
	Coega	-	-	1,640	2,167
	Durban	-	2,147	1,358	1,792
	Port Elizabeth	-	-	-	955
Algeria	Alger	-	-	-	2,413
	Béjaïa	-	1,313	-	-
	Oran	-	1,017	-	1,312
Angola	Lobito	-	-	-	1,253
	Luanda	-	1,640	-	2,098
Benin	Cotonou	-	600	-	-
Congo - Brazzaville	Pointe-Noire	-	1,199	-	-
Côte d'Ivoire	Abidjan	825	1,144	-	1,532
	San-Pedro	-	-	-	-
Egypt	Alexandria	-	1,271	1,523	1,561
	Damiette	-	1,440	-	1,188
	Dumyat	-	1,303	-	2,199
	El Qahira	-	1,034	-	-
	Port-Saïd	-	1,282	3,935	1,997
	Sokhna	-	2,015	-	1,676
Gabon	Owendo	-	558	-	-
	Port Gentil	-	1,360	-	-
Ghana	Takoradi	-	992	-	-
	Tema	-	1,045	-	1,217
Réunion Island	Pointe des Galets	-	1,509	-	-
Mauritius Island	Port-Louis	-	-	-	2,809
Kenya	Mombasa	-	1,756	9,020	-
Liberia	Monrovia	-	798	-	-
Madagascar	Tamatave	-	2,603	-	-
Morocco	Agadir	763	1,865	1,903	-
	Casablanca	-	1,523	-	2,249
	Tanger Med	-	1,942	-	1,561
	Tanger Ville	-	-	-	7,257
Mauritania	Nouadhibou	-	-	2,933	2,656
	Nouakchott	-	-	3,283	2,097
Mozambique	Beira	-	-	-	7,134
Namibia	Walvis Bay	-	2,624	-	-
Nigeria	Apapa	-	-	-	1,813
	Lagos	-	5,618	-	1,688
	Tincan Island	-	699	-	2,278
Democratic Republic of Congo	Matadi	-	641	-	1,410
Senegal	Dakar	-	1,137	1,734	2,511



Country of loading - <b>AFRICA</b>	Port of loading	Average import freight rate for TEUs (Billion CFAF)			
		20 Reefer	20 Dry	40 Reefer	40 Dry
Tanzania	Dar es Salaam	-	1,417	-	1,129
Togo	Lome	-	342	-	-
Tunisia	La Goulette	-	-	-	1,627
Tunisia	Radès	-	-	-	1,915
	Sfax	-	797	-	1,896
	Tunis	-	886	2,073	1,386

Source : CNSC

Country of loading - <b>AMERICA</b>	Port of loading	Average import freight rate for TEUs (Billion CFAF)			
		20 Reefer	20 Dry	40 Reefer	40 Dry
Argentina	Buenos Aires	-	1,724	3,705	1,580
	Mar del Plata	-	-	3,549	-
	Puerto Madryn	-	-	3,146	-
Brazil	Manaus	-	-	-	3,134
	Paranaguá	-	1,220	-	-
	Rio de Janeiro	-	1,553	-	1,691
	Rio Grande	-	1,570	3,523	1,728
	Santos	-	1,224	-	1,611
	Suape	-	1,391	-	-
	Vitoria	-	-	-	1,588
Canada	Bay Bulls	-	-	-	1,685
	Montreal	-	-	-	1,686
	Montreal	-	1,399	1,431	1,825
	Toronto	-	-	-	1,685
	Vancouver	-	-	-	1,457
Chile	Coronel	-	-	3,975	1,685
	San Antonio	-	839	-	-
	San Vicente	-	-	4,259	-
	Valparaiso	-	1,380	-	-
Colombia	Carthagène COL	-	1,203	-	-
	Santa Marta	-	1,287	-	-
Costa Rica	Moín	-	3,857	-	-
USA	Baltimore	-	1,115	-	1,881
	Brooklyn	-	3,299	-	1,680
	Charleston	-	-	-	1,732
	Chicago	-	-	-	238
	Detroit	-	-	-	-
	Freeport	-	-	-	1,962
	Houston	-	1,968	-	1,810
	Long Beach	-	-	-	1,848
	Los Angeles	-	1,230	-	1,858
	Miami	-	-	-	1,547
	Naples USA	-	1,312	-	2,099
	New York	-	1,636	-	1,712
	Newark	-	1,630	-	2,072
	Norfolk	-	2,375	-	2,362
New-Orleans	-	3,245	-	1,784	



Country of loading - AMERICA	Port of loading	Average import freight rate for TEUs (Billion CFAF)			
		20 Reefer	20 Dry	40 Reefer	40 Dry
	Oakland	-	-	-	2,841
	Savannah	-	2,677	-	1,816
	Seattle	-	-	-	1,741
Guatemala	Puerto Barrios	-	3,026	-	4,041
Mexico	Altamira	-	899	-	1,293
	Ensenada	-	-	3,822	-
	Vera cruz	-	1,677	-	-
Peru	Callao	-	1,942	3,936	1,685
Uruguay	Montevideo	-	-	3,287	2,655

Source : CNSC

Country of loading - ASIA	Port of loading	Average import freight rate for TEUs (Billion CFAF)			
		20 Reefer	20 Dry	40 Reefer	40 Dry
Saudi Arabia	Ad Dammam	-	-	-	1,966
	Al Jubail	-	2,296	-	1,664
	Jeddah	-	1,162	-	1,779
	King Abdullah Port	-	-	-	1,910
Bahrain	Bahrain	-	-	-	1,677
Bangladesh	Chittagong	-	-	-	849
	Chittagong	-	1,690	-	-
China	Anqing	-	-	-	1,974
	Beijiao	-	-	-	1,312
	Changsha	-	3,525	-	-
	Changshu	-	2,359	-	-
	Changzhou	-	2,407	-	-
	Chongqing	-	1,579	-	2,370
	Dalian	-	2,371	-	2,444
	Fangcheng	-	3,315	-	-
	Fuqing	-	902	-	-
	Fuzhou	-	2,362	-	1,537
	Gāolán	-	-	-	1,398
	Gaoming	-	1,749	-	1,424
	Gaosha	-	-	-	1,692
	Guangzhou	-	-	-	1,308
	Haikou	-	-	4,674	-
	Hefei	-	-	-	4,988
	Huangpu	-	-	-	1,530
	Jiangmen	-	-	-	1,493
	Jiangyin	-	-	-	1,011
	Jiaying	-	-	-	2,125
	Jiujiang	-	1,626	-	1,459
	Lianyungang	-	3,493	-	2,955
	Mawei	-	-	-	1,083
	Nanchang	-	-	-	1,640
	Nanjing	-	2,255	-	1,628
	Nansha	1,015	1,424	4,359	1,555
	Nantong	-	1,124	-	2,256
	Ningbo	1,087	1,343	5,280	1,392
	Pudong/Shanghai	-	-	8,762	5,144
	Qingdao	-	1,778	2,921	2,512
	Qinhuangdao	-	2,188	-	-
Qinzhou	-	1,584	-	2,819	
Sanrong	-	1,406	-	2,346	
Sanshui	-	1,964	-	-	
Shanghai	-	2,170	1,008	2,445	



Country of loading - ASIA	Port of loading	Average import freight rate for TEUs (Billion CFAF)			
		20 Reefer	20 Dry	40 Reefer	40 Dry
	Shantou	-	1,128	-	1,925
	Shekou	-	1,912	4,942	2,040
	Shenzhen	-	-	-	1,337
	Shunde	-	-	-	1,442
	Taizhou	-	-	-	1,571
	Tianjin	-	1,714	-	1,832
	Waihai	-	1,966	-	1,692
	Waimao	-	-	-	1,748
	Weihai	-	1,999	-	-
	Wenzhou	-	1,640	-	1,649
	Wuhan	-	1,805	-	3,355
	Wuhu	-	-	-	1,623
	Wuzhou	-	2,941	-	-
	Xiamen	-	1,588	4,587	2,139
	Xiaolan	-	-	-	1,398
	Xiaoshan	-	1,118	-	-
	Xingang	-	1,512	1,010	1,643
	Yangpu	-	1,128	3,936	2,170
	Yangzhou	-	-	-	2,154
	Yantian	-	1,444	5,200	2,108
	Yi Chang	-	1,149	-	-
	Yueyang	-	-	-	3,914
	Yunfu	-	1,434	-	-
	Zha Pu	-	-	-	3,356
	Zhangjiagang	-	1,483	-	2,847
	Zhanjiang	-	3,187	-	1,869
	Zhenjiang	-	3,081	-	-
	Zhongshan	-	-	-	2,341
	Zhuhai	-	-	-	1,449
South Korea	Busan	-	2,114	4,920	2,506
	Gwangyang	-	-	-	1,614
	Incheon	-	3,288	-	3,203
	Kwangyang	-	2,132	-	-
	Seoul	-	-	4,198	-
United Arab Emirates	Abu Dhabi	-	2,050	-	1,414
	Dubai	-	994	6,920	1,343
	Jebel Ali	3327	1,717	-	1,843
	Sharjah	-	-	-	2,528
Hong Kong SAR China	Hong Kong	-	6,353	-	2,368
India	Chennai	-	1,801	-	1,771
	Cochin	-	1,496	-	1,703
	Ennore	-	761	-	2,074
	Haldia	-	-	-	5,116
	Hazira	-	1,946	-	2,397
	Kattupalli	-	2,667	-	2,612
	Kolkata	-	1,924	5,904	3,335
	Mangalore	-	-	3,608	1,692
	Mumbai	-	1,857	-	-
	Mundra	-	1,772	3,564	2,150
	New Delhi	-	-	-	2,584
	New Mangalore	-	-	-	2,886
	Nhava Sheva	-	1,887	3,660	2,120
	Pipavav	-	-	3,722	2,788
	Tuticorin	-	-	-	2,654
Visakhapatnam	-	1,688	-	1,692	
Indonesia	Batam	-	2,321	-	-
	Belawan	-	1,342	-	1,381
	Jakarta	-	1,499	-	2,565



Country of loading - ASIA	Port of loading	Average import freight rate for TEUs (Billion CFAF)			
		20 Reefer	20 Dry	40 Reefer	40 Dry
	Makassar	-	6,460	-	-
	Perawang	-	1,240	-	1,939
	Semarang	-	-	-	2,497
	Surabaya	-	2,051	-	1,501
	Tanjung Pelepas	-	-	-	1,654
	Tanjung Priok	-	1,859	-	1,780
Israel	Ashdod	-	2,755	-	-
	Haifa	-	1,968	-	-
Japan	Hakata	-	-	-	1,963
	Kobe	-	2,337	-	2,354
	Nagoya	-	2,207	-	2,313
	Naha	-	-	-	1,964
	Osaka	-	-	-	3,055
	Shimizu	-	-	-	-
	Tomakomai	-	-	-	1,791
	Yokohama	-	2,792	-	2,196
	Yokosuka	-	-	-	1,118
Jordan	Aqaba	-	2,194	-	1,754
Kuwait	Shuaiba	-	1,673	-	-
	Shuwaikh	-	-	-	2,348
Lebanon	Beirut	-	1,717	1,562	2,230
Malaysia	Kelang	-	1,112	-	-
	Pasir Gudang	-	-	-	2,344
	Penang	-	646	4,592	1,986
	Port Kelang	-	1,547	-	2,845
Oman	Duqm	-	-	-	3,661

Source : CNSC

Country of loading - OCEANIA	Port of loading	Average import freight rate for TEUs (Billion CFAF)			
		20 Reefer	20 Dry	40 Reefer	40 Dry
Australia	Fremantle	-	-	-	1,404
	Melbourne	-	2,405	-	2,026
	Sydney	-	-	-	2,347
New-Zealand	Auckland	-	-	-	335
	Bluff	-	1,974	-	-
	Lyttelton	4,067	-	3,791	5,197
	Nelson	-	-	6,214	4,026
	Port Chalmers	-	-	-	3,210
	Tauranga	-	-	3,269	3,261

Source : CNSC

Country of loading - EUROPE	Port of loading	Average import freight rate for TEUs (Billion CFAF)			
		20 Reefer	20 Dry	40 Reefer	40 Dry
Germany	Bremerhaven	-	2,777	-	1,802
	Hamburg	-	1,504	3,591	2,369
	Wilhelmshaven	-	-	-	2,098
Belgium	Antwerp	3,256	1,360	2,602	1,768
Bulgaria	Bourgas	-	-	-	984
	Varna	-	1,481	-	1,775
Cyprus	Limassol	-	-	-	2,206
Croatia	Rijeka	-	1,528	-	2,532
Denmark	Aalborg	-	-	-	1,312
	Aarhus	-	2,132	-	3,369
	Copenhagen	-	1,201	2,820	3,603
	Fredericia	-	1,969	-	7,874
Spain	Algeciras	-	1,807	-	1,814
	Alicante	-	-	-	131



Country of loading - EUROPE	Port of loading	Average import freight rate for TEUs (Billion CFAF)			
		20 Reefer	20 Dry	40 Reefer	40 Dry
France	Almería	-	1,481	-	-
	Barcelona	-	1,381	-	1,738
	Bilbao	-	1,234	3,696	2,157
	Cartagena Spain	-	1,272	-	-
	Gijón	-	885	-	1,677
	Las Palmas	-	909	-	4,887
	Málaga	-	-	-	2,296
	Marin	-	1,496	-	-
	Valence	-	1,242	2,624	2,072
	Vigo	-	729	3,406	1,573
	Finland	Helsinki	-	6,251	2,805
Kotka		-	-	-	1,696
Oulu		-	-	-	1,705
Rauma		-	-	-	1,569
France	Ajaccio	-	-	-	1,640
	Bassens	-	-	-	1,960
	Brem-sur-Mer	-	-	-	13,119
	Brest	-	1,020	-	3,057
	Dunkerque	-	1,419	-	1,770
	Fos-sur-Mer	-	1,843	-	1,941
	Le Havre	415	1,401	2,562	1,032
	Marseille	-	1,641	1,771	1,667
	Metz	-	-	-	2,624
	Montoir-de-Bretagne	-	1,730	-	2,240
	Port Vendres	-	997	1,928	1,665
Rouen	-	1,057	212	2,367	
Sète	-	2,679	-	687	
Georgia	Poti	-	1,264	-	-
Greece	Le Pirée	-	1,576	-	1,952
	Thessalonica	-	1,011	-	2,475
Ireland	Belfast Ireland	-	-	-	2,529
	Cork	-	-	-	1,749
	Dublin	-	1,360	3,739	2,089
Italy	Ancona	-	1,477	-	1,443
	Bari	-	-	-	-
	Genoa	1,929	1,281	-	1,625
	La Spezia	-	1,568	-	1,848
	Livorno	-	1,224	-	1,749
	Naples Italy	-	2,017	-	1,955
	Ravenna	-	1,968	-	2,279
	Salerno	-	1,131	-	2,332
	Termini Imerese	-	-	-	2,296
	Trieste	-	656	-	2,208
Venice	-	1,963	-	1,958	
Latvia	Riga	-	1,645	-	2,106
Lithuania	Klaipeda	-	16,216	-	2,687
Malta	Marsaxlokk	-	-	-	1,991
Montenegro	Bar	-	-	-	4,057
Norway	Ålesund	-	886	-	-
	Bergen	-	-	-	-
	Kristiansand	-	-	-	1,966
	Oslo	-	4,849	-	2,449
	Stavanger	-	-	-	1,476
	Stockholm	-	-	-	1,640
Netherlands	Amsterdam	-	-	-	2,594
	Rotterdam	-	1,399	2,468	2,010
	Stavenisse	-	-	-	1,640
Poland	Gdansk	-	1,412	-	1,820



Country of loading - EUROPE	Port of loading	Average import freight rate for TEUs (Billion CFAF)			
		20 Reefer	20 Dry	40 Reefer	40 Dry
	Gdynia	-	1,683	-	1,944
Portugal	Leixões	-	1,506	-	1,822
	Lisbon	-	1,252	3,505	1,616
	Setúbal	-	1,177	-	-
	Sines	-	1,269	-	1,999
	Constanta	-	-	-	1,132
Romania	Belfast	-	2,273	-	1,732
	Grangemouth	-	1,673	-	-
	Greenock	-	1,952	-	4,461
	Liverpool	-	-	-	1,124
	London	-	2,008	-	1,698
	Portsmouth	-	-	1,968	1,640
	Tilbury	-	1,229	-	1,648
Russia	Saint-Petersburg	-	4,361	-	-
Slovenia	Koper	-	1,414	-	1,649
Sweden	Gävle	-	-	-	2,529
	Göteborg	-	1,008	-	1,715
	Norrköping	-	1,775	-	1,968
	Turkey	Aliaga	-	2,143	-
Ambarli		-	1,704	-	2,002
Evyap		-	1,410	-	-
Gebze		-	1,702	-	2,292
Gemlik		-	1,426	-	2,160
Iskenderun		-	1,674	1,968	2,175
Istanbul		-	1,321	-	1,959
Izmit		-	2,006	-	2,446
Kumport		-	984	-	1,860
Mersin		-	1,648	4,575	2,083
Samsun		-	-	-	2,516
Tekirdag		-	1,567	-	2,096
Yarimca		-	-	-	2,632
Ukraine	Chornomorsk	-	3,060	-	1,796
	Odessa	-	1,596	-	-



## CAMEROON NATIONAL SHIPPERS' COUNCIL (CNSC)

### Head office:

Centre des Affaires Maritimes  
Bonanjo-Douala

P.O. Box: 1588 Douala

Tel : (+237) 233 43 67 67 / (+237) 233 43 67 69

Fax : (+237) 233 43 70 17

E-mail : [info@cncc.cm](mailto:info@cncc.cm) Website : [www.cncc.cm](http://www.cncc.cm)

Paris Office – France

3, Rue du Quatre-Septembre, 75002, Paris

Tel : +33 (0) 142210626

E-mail : [representation@cncc.cm](mailto:representation@cncc.cm)

### Publisher:

Auguste Mbappe Penda

### Editors in Chief:

Fernand DOUGLAS NOLGA

Theodore Roger DIPPAH KAYESSE

Hermann NGASSA NKENGNE

### Collaborators in this edition:

Line-Chimène Gueyitoh Fonkou

Cyrille Tiki

### Translator:

Randolph Njume

