



Cameroon National Shippers' Council

The CNSC Book of Statistics

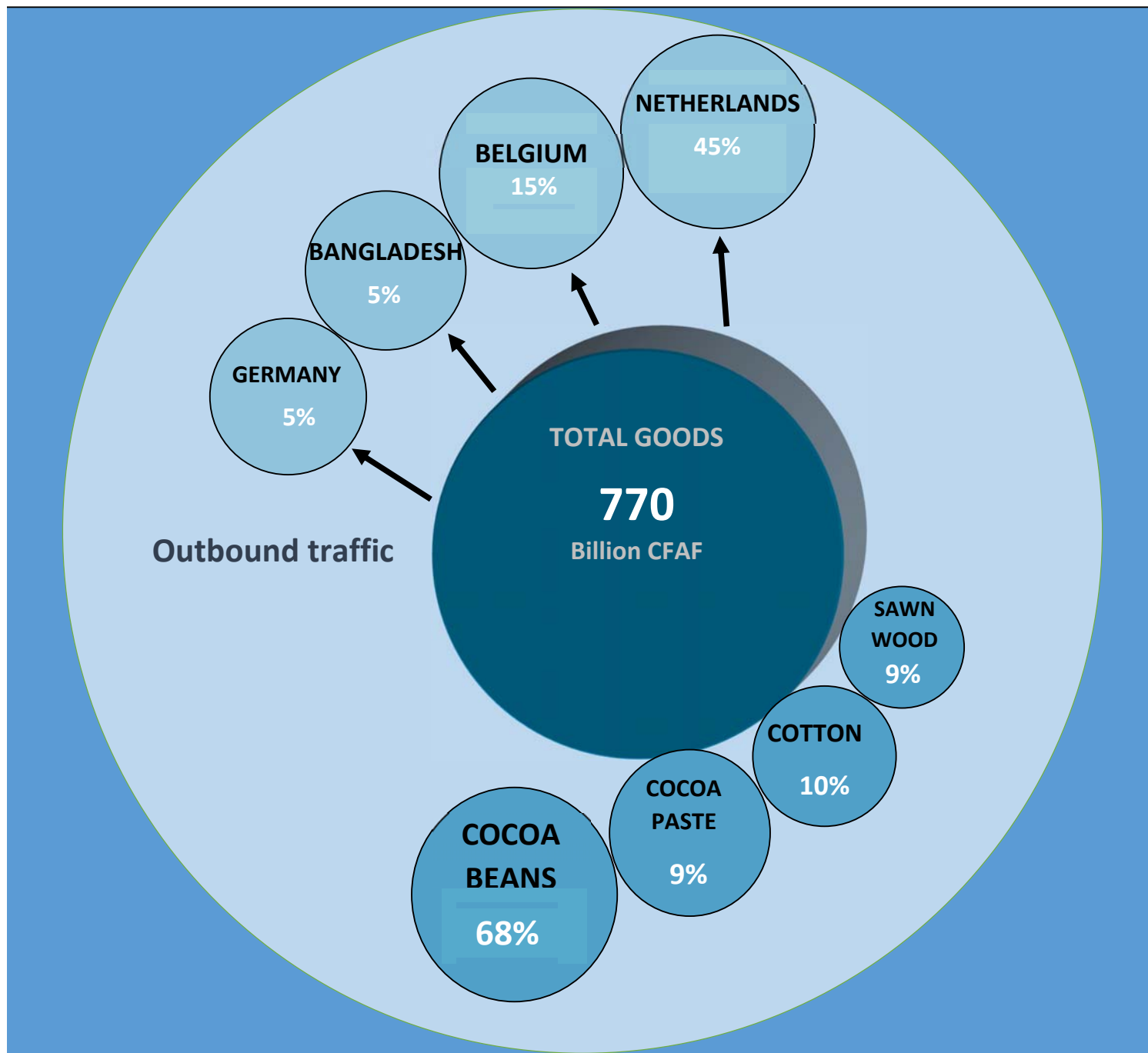


Table of contents

DATA PRESENTATION..... 4

1. Evolution of trade at the Douala and Kribi Ports.....	5
1.1. Overall traffic	5
1.2. Outbound traffic	6
1.3. Inbound traffic	6
2. Main partners	7
2.1. Export partners	7
2.2. Import partners.....	9
3. Main products transported	11
3.1. Export products	11
3.2. Import products	12

TABLES 14

1. Traffic per country	15
1.1. Outbound traffic per country	15
1.2. Inbound traffic per country	17
2. Tonnage per Port	19
3. Traffic per product.....	25
3.1. Outbound traffic per product	25
3.2. Inbound traffic per product	31
4. Average import freight rates for refrigerated or dry 20-foot and 40-foot containers in Q1 2025	59

Dear shippers,
Dear business persons,
Dear transport service users,

The Cameroon National Shippers' Council is pleased to put at your disposal the 69th issue of the "CNSC Book of Statistics".

This quarterly publication contains information sourced from the Electronic Cargo Tracking Note (ECTN) covering goods from or bound for the ports of Douala and Kribi.



In the first quarter of 2025, overall maritime traffic, except crude oil, registered a 29.89% year-on-year increase. With an FOB value of 1,806 billion CFAF, the volume of traffic stood at 3,357,000 tonnes compared to 2,836,000 tonnes with an FOB value of 1,390 billion CFAF in the first quarter of 2024.

Outbound traffic was up by 75% year-on-year. Volume wise, statistics show that 489,000 tonnes of goods were loaded in the first quarter of 2025 for a total of 770 billion CFAF, against 489,000 tonnes for a cash value of 441 billion CFAF in the first quarter of 2024.

Inbound traffic recorded a 9% year-on-year value increase reaching 1,035 billion CFAF in the first quarter of 2025. The volume of goods handled in these ports increased from 2,346,000 tonnes in the first quarter of 2024 to 2,346,000 tonnes in the first quarter of 2025.

The main ports that shipped goods to and received shipments from the Douala and Kribi ports in the first quarter of 2025 were:

- **Import traffic:** Zhangjiagang, Amsterdam, Antwerp, Haiphong, Chittagong, Hambourg, Rouen, Valencia, Livorno, Dakar and New York;
- **Import traffic:** Lome, Antwerp, Shangaï, Le Havre, Qingdao, Nansha, Tianjin, Ningbo, Nhava Sheva, Lianyungang, Jebel Ali and Hamburg.

Auguste Mbappe Penda

CNSC General Manager



This issue of the “CNSC Book of Statistics,” contains statistics of the **1st quarter of 2025**. It is subdivided into two parts.

The first part (Part A) contains analysis of the evolution of traffic handled at the Douala and Kribi sea ports. This data is presented in terms of overall traffic, inbound traffic (imports) and outbound traffic (exports). It also relates to the evolution of trade with Cameroon's main trading partners. This refers to the countries of loading and discharge of goods. To conclude, it equally focuses on the evolution of trade in main products.

In the second part (**Part B**), statistics on trade flows (tonnage and FOB value) by country, by port and by product are presented in detail. Data on the average freight rate for imported containers (20-foot and 40-foot refrigerated or dry containers) are presented at the end of this document.

The data used for the different analysis was sourced from the Electronic Cargo Tracking Note (ECTN) and based on the date the ECTN request was validated.

The unit used is the **tonne** for weights and the **CFA Franc** for **FOB value** and **freight rates**.



A

DATA PRESENTATION



1. Evolution of trade at the Douala and Kribi Ports

1.1. Overall traffic

In the first quarter of 2025, a total of 2,836,000 tonnes of goods (*excluding crude oil*) loaded or discharged at the ports of Douala and Kribi were covered by an ECTN. This corresponds to a total value of 1,806¹ billion CFAF compared to 1,390 billion CFAF recorded in the first quarter of 2024, representing a year-on-year value increase of 29.89%.

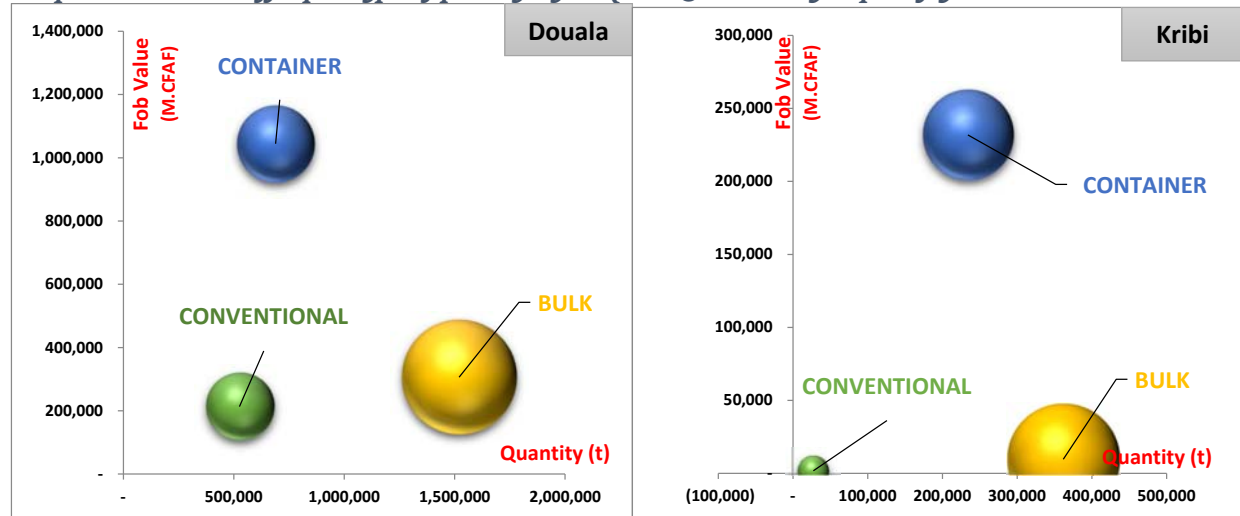
Table 1 : Distribution and evolution of overall traffic per type of packaging

Packaging	Jan- March 2024				Jan- March 2025				Variation weight	Variation Fob Value
	Quantity (t)	Share Qty ²	Fob Value (M.CFAF ³)	Share Value	Quantity (t)	Share Qty	Fob Value (M.CFAF)	Share Value		
DOUALA	2,433,676	86%	1,108,702	80%	2,734,818	81%	1,563,563	87%	12%	41%
Container	792,462	33%	706,964	64%	689,196	25%	1,044,130	67%	-13%	48%
Conventional	475,262	20%	177,330	16%	525,169	19%	213,170	14%	11%	20%
Bulk	1,165,953	48%	224,408	20%	1,520,452	56%	306,262	20%	30%	36%
KRIBI	402,629	14%	282,241	20%	623,142	19%	243,143	13%	55%	-14%
Container	238,154	59%	199,733	71%	234,155	38%	231,767	95%	-2%	16%
Conventional	41,458	10%	79,276	28%	27,170	4%	1,738	1%	-34%	-98%
Bulk	123,017	31%	3,231	1%	361,817	58%	9,637	4%	194%	198%
Grand total	2,836,305	100%	1,390,943	100%	3,357,960	100%	1,806,706	100%	18%	29.89%

Source: CNSC

In the first quarter of 2025, traffic at the Douala Port accounted for 87% of overall traffic and statistics showed a 41% increase value-wise and 12% volume-wise. In contrast, traffic at the port of Kribi regressed by 14% in value and 55% in volume over the period under review, year-on-year.

Graph 1 : Overall traffic per type of packaging in Q1 2025 according to port figures



Source: CNSC

¹ bn: billion

² Qty = Quantity

³ M.CFAF: million CFAF

1.2. Outbound traffic

In the first quarter of 2025, 478,000 tonnes of goods destined for export were recorded for a value of 770 billion CFA francs, corresponding to a value increase of 75% year-on-year. This increase in value stems from a cumulative year-on-year rise in traffic at the ports of Douala and Kribi of 84% and 20%, respectively.

Table2: Distribution and evolution of outbound traffic per type of packaging according to the port of discharge

Packaging	Jan- March 2024				Jan- March 2025				Variation weight	Variation Fob Value
	Quantity (t)	Share Qty	Fob Value (M.CFAF)	Share Value	Quantity (t)	Share Qty	Fob Value (M.CFAF)	Share Value		
DOUALA	415,669	85%	374,771	85%	403,944	84%	690,265	90%	-3%	84%
Container	281,037	68%	350,304	93%	264,343	65%	664,738	96%	-6%	90%
Conventional	134632	32%	24,466	7%	139,600	35%	25,528	4%	4%	4%
KRIBI	74,170	15%	66,813	15%	74,579	16%	80,491	10%	1%	20%
Container	45,978	62%	64,827	97%	47,415	64%	78,791	98%	3%	22%
Conventional	28193	38%	1,986	3%	27,164	36%	1,699	2%	-4%	-14%
Grand total	489,839	100%	441,583	100%	478,523	100%	770,756	100%	-2%	75%

Source: CNSC

1.3. Inbound traffic

For the period between January and March 2025, some 2,879,000 tonnes of goods were offloaded at the ports of Douala and Kribi for an estimated value of 1,035 billion CFAF, compared with 2,346,000 tonnes for an estimated 949 billion over the same period in 2024. This makes for a 9% year-on-year value increase. It should be noted that the value of imported conventional cargo at the port of Douala knew a 19% increase year-on-year, while the port of Kribi witnessed a 24% decrease.

Table3: Distribution and evolution of inbound traffic per type of packaging according to the port of discharge

Packaging	Jan- March 2024				Jan- March 2025				Variation weight	Variation Fob Value
	Quantity (t)	Share Qty	Fob Value (M.CFAF)	Share Value	Quantity (t)	Share Qty	Fob Value (M.CFAF)	Share Value		
DOUALA	2,018,007	86%	733,931	77%	2,330,874	81%	873,297	84%	16%	19%
Container	511,425	25%	356,660	49%	424,853	18%	379,393	43%	-17%	6%
Conventional	340629	17%	152,864	21%	385,569	17%	187,643	21%	13%	23%
Bulk	1,165,953	58%	224,408	31%	1,520,452	65%	306,262	35%	30%	36%
KRIBI	328,459	14%	215,428	23%	548,563	19%	162,652	16%	67%	-24%
Container	192,176	59%	134,907	63%	186,740	34%	152,976	94%	-3%	13%
Conventional	13265	4%	77,290	36%	6	0.001%	39	0.02%	-100%	-100%
Bulk	123,017	37%	3,231	1%	361,817	66%	9,637	6%	194%	198%
Grand total	2,346,466	100%	949,359	100%	2,879,437	100%	1,035,949	100%	23%	9%

Source: CNSC



2. Main partners

2.1. Export partners

During the first quarter of 2025, 93% of the overall value of goods loaded at the ports of Douala and Kribi went mainly to eleven countries, the top five being the **Netherlands** (45%), **Belgium** (15%), **Bangladesh** (5%), **Germany** (5%) and **France** (5%).

Table4: Main destination countries

Country	Jan- March 2024				Jan- March 2025				Variation weight	Variation Fob Value
	Quantity (t)	Share Qty	Fob Value (M.CFAF)	Share Value	Quantity (t)	Share Qty	Fob Value (M.CFAF)	Share Value		
Netherlands	75,631	15%	190,295	43%	61,003	13%	346,883	45%	-19%	82%
Belgium	50,682	10%	29,466	7%	67,180	14%	114,677	15%	33%	289%
Bangladesh	38,070	8%	38,561	9%	52,109	11%	40,497	5%	37%	5%
Germany	7,404	2%	16,632	4%	10,429	2%	37,889	5%	41%	128%
France	21,844	4%	23,359	5%	28,687	6%	37,729	5%	31%	62%
United States of America	9,713	2%	15,651	4%	8,449	2%	32,466	4%	-13%	107%
Indonesia	3,170	1%	7,204	2%	5,231	1%	26,285	3%	65%	265%
Turkey	12,192	2%	14,326	3%	11,775	2%	25,377	3%	-3%	77%
Italy	16,978	3%	11,929	3%	16,360	3%	19,015	2%	-4%	59%
Spain	15,842	3%	16,750	4%	12,071	3%	17,874	2%	-24%	7%
Malaysia	12,024	2%	26,711	6%	6,887	1%	16,682	2%	-43%	-38%
Other countries	226,288	46%	50,697	11%	198,343	41%	55,383	7%	-12%	9%
Grand total	489,839	100%	441,583	100%	478,523	100%	770,756	100%	-2%	75%

Source: CNSC

In the first quarter of 2025, the value of outbound traffic destined for the **Netherlands** rose by 82% year-on-year and was dominated by the following products:

- ✓ **Cocoa beans:** 323 billion CFAF in the first quarter of 2025 against 161 billion CFAF in the first quarter of 2024;
- ✓ **Cocoa paste:** 19 billion CFAF in the first quarter of 2025 against 1 billion CFAF in the first quarter of 2024;
- ✓ **Unwrought aluminium:** 1.1 billion CFAF in the first quarter of 2025 against 10 billion CFAF in the first quarter of 2024;
- ✓ **Cocoa butter, fats and oil:** 2 billion CFAF in the first quarter of 2025 against 3.2 billion CFAF in the first quarter of 2024;

Traffic to **Belgium** witnessed a 289% year-on-year value increase in the 1st quarter of 2025 thanks to exports which mainly comprised of:

- ✓ **Cocoa beans:** 97.2 billion CFAF in the first quarter of 2025 against 14.9 billion CFAF in the first quarter of 2024;
- ✓ **Sawn wood:** 9.7 billion CFAF in the first quarter of 2025 against 8.9 billion CFAF in the first quarter of 2024;
- ✓ **Banana:** 4.9 billion CFAF in the first quarter of 2025 against 2.4 billion CFAF in the first quarter of 2024.

Following an increase in the value of **Cotton** exports, which went from 37.9 billion CFAF in the first quarter of 2024 to 39.1 billion CFAF in the first quarter of 2025, traffic to **Bangladesh** witnessed a 5% year-on-year increase.

With a 128% year-on-year increase in trade values for the first quarter of 2025, exports to **Germany** were mainly driven by the following products:

- ✓ **Cocoa beans:** 21.9 billion CFAF in the first quarter of 2025 against 5.9 billion CFAF in the first quarter of 2024;
- ✓ **Cocoa paste:** 8.5 billion CFAF in the first quarter of 2025 against 5.1 billion CFAF in the first quarter of 2024;
- ✓ **Cocoa butter, fats and oil:** 5.1 billion CFAF in the first quarter of 2025 against 3.7 billion CFAF in the first quarter of 2024.

Value-wise, exports to **France** recorded a 62% year-on-year increase in the first quarter of 2025 and were dominated by the following products:

- ✓ **Cocoa butter, fats and oil:** 18.1 billion CFAF in the first quarter of 2025 against 11.9 billion CFAF in the first quarter of 2024;
- ✓ **Cocoa paste:** 10.6 billion CFAF in the first quarter of 2025 against 3.7 billion CFAF in the first quarter of 2024;
- ✓ **Unwrought aluminium:** 3.7 billion CFAF in the first quarter of 2025 against 4.3 billion CFAF in the first quarter of 2024;
- ✓ **Banana:** 3.2 billion CFAF in the first quarter of 2025 against 1.06 billion CFAF in the first quarter of 2024.

Exports to the **USA** rose by 107% year-on-year in the first quarter of 2025, following a 119% increase in the value of **Cocoa paste** exports to that country, which went from 12 billion CFA francs in the first quarter of 2024 to 26.4 billion CFA francs in the first quarter of 2025.

Exports to **Indonesia** increased by 265% year-on-year in the first quarter of 2025, following a hike in the value of **Cocoa beans** exports to that country. The said value went from 5.9 billion CFAF in the first quarter of 2024 to 25.9 billion CFAF in the first quarter of 2025.

Traffic to **Turkey** increased by 77% year-on-year in the 1st quarter of 2025, with exports comprised of the following products:

- ✓ **Cocoa beans:** 21 billion CFAF in the first quarter of 2025 against 9.3 billion CFAF in the first quarter of 2024;
- ✓ **Cotton:** 2 billion CFAF in the first quarter of 2025 against 3 billion CFAF in the first quarter of 2024;
- ✓ **Sawn wood:** 1.8 billion CFAF in the first quarter of 2025 against 1.6 billion CFAF in the first quarter of 2024.

The value of exports to **Italy** went up by 59% year-on-year in the first quarter of 2025, following an increase in the value of **Aluminium** exports to that country. The said value went from 1.9 billion CFAF in the first quarter of 2024 to 8.1 billion CFAF in the first quarter of 2025.

Following an increase in the value of **cocoa bean** exports from 10.2 billion CFAF in the first quarter of 2024 to 12.3 billion CFAF in the first quarter of 2025, traffic to **Spain** recorded a year-on-year upturn of 7%.

Value wise, exports to **China** recorded a 38% year-on-year decrease in the first quarter of 2025 and were dominated by the following products:

- ✓ **Cocoa beans:** 13.6 billion CFAF in the first quarter of 2025 against 24.3 billion CFAF in the first quarter of 2024;
- ✓ **Cotton:** 1.2 billion CFAF in the first quarter of 2025 against 0.3 billion CFAF in the first quarter of 2024;
- ✓ **Rubber:** 1.09 billion CFAF in the first quarter of 2025 against 0.7 billion CFAF in the first quarter of 2024.

2.2. Import partners

During the period under review, 76% of the total value of goods offloaded at the ports of Douala and Kribi came from thirteen countries, with **China** in first place accounting for 24% of imports, followed by **Togo** (10%), **India** (9%), **France** (8%), **Belgium** (7%) and **Nigeria** (5%).

Table 5: Main countries of origin

Country	Jan- March 2024				Jan- March 2025				Variation weight	Variation Fob Value
	Quantity (t)	Share Qty	Fob Value (M.CFAF)	Share Value	Quantity (t)	Share Qty	Fob Value (M.CFAF)	Share Value		
China	253,142	11%	158,479	17%	459,769	16%	249,350	24%	82%	57%
Togo	172,748	7%	90,761	10%	218,345	8%	102,943	10%	26%	13%
India	113,754	5%	62,849	7%	188,852	7%	89,924	9%	66%	43%
France	89,802	4%	62,637	6.60%	85,851	3%	83,486	8%	-4%	33%
Belgium	95,869	4%	86,402	9%	51,514	2%	72,333	7%	-46%	-16%
Nigeria	145,710	6%	4,848	1%	310,978	11%	47,774	5%	113%	885%
Argentina	24,523	1.05%	6,382	0.67%	158,904	6%	29,268	3%	548%	359%
United States of America	28,774	1%	19,529	2%	45,651	2%	27,642	3%	59%	42%
Bahrain	293	0.01%	133	0.01%	3,474	0.1%	19,196	2%	1085%	14310%
Turkey	43,959	2%	20,763	2%	111,056	4%	19,151	2%	153%	-8%
United Arab Emirates	176,931	8%	16,866	2%	90,141	3%	18,405	2%	-49%	9%
Thailand	23,859	1%	12,950	1%	54,123	2%	17,019	2%	127%	31%
Côte d'Ivoire	5,865	0.25%	3,252	0.3%	54,522	2%	15,146	1%	830%	366%
Other countries	1,171,237	50%	403,507	43%	1,046,257	36%	244,311	24%	-11%	-39%
Grand total	2346466	100%	949,359	100%	2,879,437	100%	1,035,949	100%	23%	9%

Source: CNSC

Imports from **China** recorded a 57% year-on-year increase in the first quarter of 2025 and mainly comprised:

- ✓ **Insecticides/fungicides/herbicides:** 22.8 billion CFAF in the first quarter of 2025 against 21.8 billion CFAF in the first quarter of 2024;
- ✓ **Cars and spare parts:** 30.7 billion CFAF in the first quarter of 2025 against 12.4 billion CFAF in the first quarter of 2024;
- ✓ **Cast iron, iron or steel:** 33.9 billion CFAF in the first quarter of 2025 against 9.9 billion CFAF in the first quarter of 2024;
- ✓ Telephone devices for the transmission or reception of voice, images or other data 20.2 billion CFAF in the first quarter of 2025 against 4.6 billion CFAF in the first quarter of 2024.

Imports from **Togo** also witnessed an upturn of 13% year-on-year in Q1 2025 following a significant 11% increase in the value of imports of **Gas oil and bituminous minerals** making up 94% of imports from this country. The value of traffic

from Togo went from 88.2 billion CFAF in Q1 2024 to 98.2 billion CFAF in Q1 2025.

Imports from **India** recorded a 43% year-on-year increase in the first quarter of 2025 and mainly comprised of the following products:

- ✓ **Rice:** 43 billion CFAF in the first quarter of 2025 against 28.7 billion CFAF in the first quarter of 2024;
- ✓ **Stranded wire, cables, plaited bands and the like, of aluminium, not electrically insulated** 9.7 billion CFAF in the first quarter of 2025 against 2.9 billion CFAF in the first quarter of 2024;
- ✓ **Constructions and parts of constructions:** 7.3 billion CFAF in the first quarter of 2025 against 3.9 billion CFAF in the first quarter of 2024.

In the first quarter of 2025, imports from **France** increased by 33% year-on-year. The main products imported were:



- ✓ **Pharmaceutical products:** 24.6 billion CFAF in the first quarter of 2025 against 14.1 billion CFAF in the first quarter of 2024;
- ✓ **Cars and spare parts:** 8.6 billion CFAF in the first quarter of 2025 against 0.5 billion CFAF in the first quarter of 2024;
- ✓ **Malt:** 8.6 billion CFAF in the first quarter of 2025 against 8.3 billion CFAF in the first quarter of 2024;
- ✓ **Wheat:** 2.7 billion CFAF in the first quarter of 2025 against 7.3 billion CFAF in the first quarter of 2024.

With a considerable drop in the value of **Combustible fuels and mineral oil** imports, which went from 21.9 billion CFAF in the first quarter of 2024 to 1 billion CFAF in the first quarter of 2025, traffic from **Belgium** recorded a year-on-year decline of 16%.

An increase in the value of imports of **Petroleum oils or oils obtained from bituminous minerals**, which went from 0 billion CFAF in the first quarter of 2024 to 40 billion CFAF in the first quarter of 2025, traffic from **Nigeria** recorded a nine-fold year-on-year growth in 2025.

The value of traffic from **Argentina** increased year-on-year by a factor of five in Q1 2025, following a high inflow of **Wheat** (16.2 bn CFAF in Q1 2025 vs. 0 bn CFAF in Q1 2024).

With an increase in the value of **Combustible mineral fuels and mineral oil** imports, which went from 7.8 billion CFAF in the first quarter of 2024 to 11.6 billion CFAF in the first quarter of 2025, traffic to the **USA** recorded a year-on-year growth of 42%.

The value of traffic from **Bahrain** increased year-on-year by a factor of 144 in Q1 2025, following a high inflow **Cables, braids and the like, of aluminium, not electrically insulated** (19.1 bn CFAF in Q1 2025 vs. 0 bn CFAF in Q1 2024).

Imports from **Turkey** recorded an 8% year-on-year decrease in the first quarter of 2025 and mainly comprised the following products:

- ✓ **Clinker:** 2.09 billion CFAF in the first quarter of 2025 against 0 CFAF in the first quarter of 2024;
- ✓ **Constructions and parts of constructions:** 1.1 billion CFAF in the first quarter of 2025 against 0.1 billion CFAF in the first quarter of 2024.

The value of imports from the **UAE** recorded a 9% year-on-year increase in the first quarter of 2025 and mainly comprised:

- ✓ **Mineral fuels and mineral oils:** 7.2 billion CFAF in the first quarter of 2025 against 3.8 billion CFAF in the first quarter of 2024;
- ✓ **Cars and spare parts:** 2.8 billion CFAF in the first quarter of 2025 against 2.4 billion CFAF in the first quarter of 2024;
- ✓ **Cruise ships, excursion boats, ferry-boats, cargo ships, barges and similar vessels:** 2.5 billion CFAF in the first quarter of 2025 against 0 billion CFAF in the first quarter of 2024.

With an increase in the value of **Rice** imports, which went from 7.5 billion CFAF in the first quarter of 2024 to 15 billion CFAF in the first quarter of 2025, traffic from **Thailand** recorded a year-on-year growth of 31%.

The value of imports from **Côte d'Ivoire** rose by 366% year-on-year in Q1 2025, following an increase in the value of **JET A1** imports (11.9 bn CFAF in Q1 2025 vs. 0.03 bn CFAF in Q1 2024) and **Wheat** (1.3 bn CFAF in Q1 2025 vs. 0 bn CFAF in Q1 2024).



3. Main products transported

3.1. Export products

Exports via the Ports of Douala and Kribi in the first quarter of 2025 were dominated by eleven key products accounting for 99% of the overall value of exports.

Table 6 : Main products shipped in Q1 2024

Products	Jan- March 2024				Jan- March 2025				Variation weight	Variation Fob Value
	Quantity (t)	Share Qty	Fob Value (M.CFAF)	Share Value	Quantity (t)	Share Qty	Fob Value (M.CFAF)	Share Value		
Cocoa beans	88,294	18%	233,693	53%	84,260	18%	525,021	68%	-5%	125%
Cocoa paste	15,798	3%	42,199	10%	19,192	4%	72,841	9%	21%	73%
Cotton	38766	8%	44,417	10%	38,479	8%	42,769	6%	-1%	-4%
Sawn wood	154,571	32%	38,989	9%	137,853	29%	34,660	4%	-11%	-11%
Cocoa butter	6,935	1%	19,918	5%	5,807	1%	29,421	4%	-16%	48%
Aluminium	15,018	3%	18,781	4%	10,911	2%	15,162	2%	-27%	-19%
Rubber	12447	3%	9,064	2%	14,419	3%	13,712	2%	16%	51%
Wood logs	99,708	20%	8,558	2%	85,413	18%	9,615	1%	-14%	12%
Banana	31,026	6%	4,465	1%	50,702	11%	9,392	1%	63%	110%
Coffee	2894	1%	4,752	1%	1,245	0.3%	3,465	0.4%	-57%	-27%
Plywood	9,955	2%	3,546	1%	11,486	2%	3,257	0.4%	15%	-8%
Other products	14,428	3%	16,748	4%	18,756	4%	11,441	1%	30%	-32%
Grand total	489839	100%	441,583	100%	478,523	100%	770,756	100%	-2%	75%

Source: CNSC

Traffic in this direction mainly comprised of **Cocoa beans**, which accounted for 68% of the total value of goods shipped, followed by **Cocoa paste** (9%), **Cotton** (6%), **Sawn wood** (4%) and **Cocoa butter** (4%). In addition, we note a year-on-year increase in the value of **Cocoa beans** and **Banana** exports of about 125% and 110%, respectively.

Graph 2: Main products shipped in Q1 2025



Source: CNSC


3.2. Import products

Mineral fuels were the main product imported in the first quarter of the year 2025, with an estimated 449,000 tonnes worth 191 billion CFAF and accounting for 18.45% of the total value of Cameroon's imports. This was followed by **Cars and their parts** (7.22%), **Rice** (6.45%), **Wheat** (4.14%), **Frozen fish** (3.79%), **Iron, cast iron steel** (3.54%) and **Pharmaceutical products** (3.36%).


Table 7 : Main products offloaded

Products	Jan- March 2024				Jan- March 2025				Variation weight	Variation Fob Value
	Quantity (t)	Share Qty	Fob Value (M.CFAF)	Share Value	Quantity (t)	Share Qty	Fob Value (M.CFAF)	Share Value		
Mineral fuels, mineral oils and products of their distillation	284,062	12.11%	141,358	14.89%	449,571	15.61%	191,118	18.45%	58%	35%
Vehicles other than railway or tramway rolling stock, and parts and accessories thereof	27,753	1.18%	71,609	7.54%	43,931	1.53%	74,810	7.22%	58%	4%
Rice	246,099	10.49%	84,637	8.92%	229,703	7.98%	66,826	6.45%	-7%	-21%
Wheat	256,152	10.92%	42,922	4.52%	265,945	9.24%	42,868	4.14%	4%	0%
Frozen fish	69,414	2.96%	42,734	4.50%	58,814	2.04%	39,254	3.79%	-15%	-8%
Cast iron, iron and steel	74,281	3.17%	28,061	2.96%	105,268	3.66%	36,702	3.54%	42%	31%
Pharmaceutical products	7,312	0.31%	23,075	2.43%	6,145	0.21%	34,855	3.36%	-16%	51%
Stranded wire, cables, plaited bands and the like, of aluminium, not electrically insulated	1,623	0.07%	3,402	0.36%	5,549	0.19%	28,945	2.79%	242%	751%
Insecticides/fungicides/herbicides	11,571	0.49%	27,703	2.92%	13,803	0.48%	28,292	2.73%	19%	2%
Telephone sets for users, including telephones for cellular networks and for other wireless networks; ...	231	0.01%	5,283	0.56%	806	0.03%	20,798	2.01%	249%	294%
Cruise ships, excursion boats, ferry-boats, cargo ships, barges and similar vessels	7,675	0.33%	8,716	0.92%	12,865	0.45%	19,426	1.88%	68%	123%
Clinkers	582,293	24.82%	13,799	1.45%	796,692	27.67%	19,133	1.85%	37%	39%
Fertilisers	91,722	3.91%	21,787	2.29%	68,534	2.38%	17,867	1.72%	-25%	-18%
Constructions and parts of constructions:	6,143	0.26%	7,135	0.75%	11,715	0.41%	13,722	1.32%	91%	92%
Beverages, spirits and vinegar	13,658	0.58%	9,098	0.96%	19,793	0.69%	12,637	1.22%	45%	39%
Artificial corundum; aluminium oxide; aluminium hydroxide	-	0.00%	-	0.00%	24,531	0.85%	11,201	1.08%		
Sugar	60,824	2.59%	22,170	2.34%	35,375	1.23%	11,190	1.08%	-42%	-50%
Malt	26,074	1.11%	9,980	1.05%	34,547	1.20%	10,610	1.02%	32%	6%
Dozers (bulldozers), bias dozers (angledozers), graders, scrapers	4,529	0.19%	14,066	1.48%	5,083	0.18%	10,550	1.02%	12%	-25%
Milk and cream	5,539	0.24%	10,147	1.07%	4,073	0.14%	8,319	0.80%	-26%	-18%
Other products	569,513	24%	361,680	38%	686,696	24%	336,827	33%	21%	-7%
Grand total	2346466	100%	949,359	100%	2,879,437	100%	1,035,949	100%	23%	9%

Source: CNSC



The second part (Part B) of this publication contains **Statistical Tables** showing the main cargo flows covered by ECTNs loaded or offloaded at the Douala and Kribi ports from **January to March 2025**. These tables indicate the tonnage and value of traffic per country, port and product. They equally present statistics on average import freight rates for refrigerated or dry 20-foot and 40-foot containers are equally presented.



B

TABLES



1. Traffic per country

1.1. Outbound traffic per country

COUNTRY - AFRICA	Jan- March 2024		Jan- March 2025		Variation weight	Variation Fob Value
	Quantity (t)	Fob Value (M.CFAF)	Quantity (t)	Fob Value (M.CFAF)		
South Africa	297	229	794	743	167%	225%
Algeria	1,581	1,797	136	367	-91%	-80%
Angola	889	891	651	453	-27%	-49%
Benin	130	54	206	150	59%	180%
Cape Verde	45	23	100	10	121%	-55%
Congo - Brazzaville	1,835	2,769	1,336	1,754	-27%	-37%
Côte d'Ivoire	516	178	94	144	-82%	-19%
Egypt	1,150	422	1,210	863	5%	105%
Gabon	539	1,990	3,364	2,338	524%	18%
Ghana	5	47	317	261	6126%	454%
Guinea	46	25	49	58	6%	134%
Guinea Bissau	505	261	-	-	-100%	-100%
Equatorial Guinea	257	551	1,647	363	542%	-34%
Réunion Island	510	278	195	65	-62%	-77%
Mauritius Island	91	22	24	11	-73%	-51%
Kenya	-	-	1578	1,036		
Libya	-	-	22	10		
Madagascar	-	-	22	5		
Mali	15	34	-	-	-100%	-100%
Morocco	866	836	985	235	14%	-72%
Nigeria	114	260	842	482	635%	85%
Uganda	-	-	13	41		
Democratic Republic of Congo	126	735	180	346	42%	-53%
Sao Tome and Principe	-	-	1	4		
Senegal	12,334	2,940	13,315	3,141	8%	7%

COUNTRY - AFRICA	Jan- March 2024		Jan- March 2025		Variation weight	Variation Fob Value
	Quantity (t)	Fob Value (M.CFAF)	Quantity (t)	Fob Value (M.CFAF)		
Sierra Leone	8	4	-	-	-100%	-100%
Sudan	9	4	-	-	-100%	-100%
Tanzania	40	54	26	64	-36%	18%
Togo	31	44	19	47	-41%	9%
Tunisia	630	192	145	52	-77%	-73%
Zimbabwe	-	-	114	17		
Total AFRICA	22,572	14,640	27,386	13,059	21%	-11%

Source: CNSC

COUNTRY - AMERICA	Jan- March 2024		Jan- March 2025		Variation weight	Variation Fob Value
	Quantity (t)	Fob Value (M.CFAF)	Quantity (t)	Fob Value (M.CFAF)		
Brazil	1,419	1,711	727	2,360	-49%	38%
Canada	820	429	2,044	590	149%	38%
Colombia	4	2	156	132	4319%	6189%
Curaçao	62	27	-	-	-100%	-100%
United States of America	9,713	15,651	8,449	32,466	-13%	107%
Mexico	-	-	650	3,070		
Peru	-	-	41	47		
Porto Rico	-	-	47	37		
Dominican Republic	455	237	352	124	-23%	-48%
Trinidad and Tobago	-	-	10	6		
Uruguay	389	478	244	318	-37%	-33%
Venezuela	-	-	42	40		
Total AMERICA	12,861	18,535	12,762	39,190	-1%	111%

Source: CNSC

COUNTRY - ASIA	Jan- March 2024		Jan- March 2025		Variation weight	Variation Fob Value
	Quantity (t)	Fob Value (M.CFAF)	Quantity (t)	Fob Value (M.CFAF)		
Saudi Arabia	515	216	1,557	545	203%	152%
Bangladesh	38,070	38,561	52,109	40,497	37%	5%
Cambodia	-	-	502	47		
China	105,585	12,288	72,547	9,225	-31%	-25%
South Korea	103	9	102	52	-1%	504%
United Arab Emirates	3,555	724	4,891	1,804	38%	149%
Hong Kong SAR China	19	28	-	-	-100%	-100%
India	3,751	789	2,404	1,325	-36%	68%
Indonesia	3,170	7,204	5,231	26,285	65%	265%
Iraq	-	-	22	6		
Israel	18	27	-	-	-100%	-100%
Japan	572	624	1,007	1,527	76%	145%
Jordan	462	154	237	94	-49%	-39%
Kuwait	112	47	-	-	-100%	-100%
Lebanon	152	77	319	105	109%	36%
Malaysia	12,024	26,711	6,887	16,682	-43%	-38%
Oman	4	13	-	-	-100%	-100%
Pakistan	156	54	73	70	-53%	30%
The Philippines	38	6	55	5	44%	-7%
Qatar	-	-	43	13		
Taiwan	3,858	693	3,149	594	-18%	-14%
Thailand	228	69	114	41	-50%	-40%
North Vietnam	55,737	4,192	60,123	5,829	8%	39%
South Vietnam	1,914	288	1,900	202	-1%	-30%
Total ASIA	230,044	92,773	213,270	104,949	-7%	13%

Source: CNSC

COUNTRY - EUROPE	Jan- March 202		Jan- March 2025		Variation weight	Variation Fob Value
	Quantity (t)	Fob Value (M.CFAF)	Quantity (t)	Fob Value (M.CFAF)		
Albania	-	-	17	14		
Germany	7,404	16,632	10,429	37,889	41%	128%
Belgium	50,682	29,466	67,180	114,677	33%	289%
Bulgaria	-	-	734	1,046		
Cyprus	74	57	60	36	-19%	-37%
Croatia	23	15	15	22	-35%	44%
Denmark	6,761	1,289	53	21	-99%	-98%
Spain	15,842	16,750	12,071	17,874	-24%	7%
Estonia	463	1,059	68	67	-85%	-94%
Finland	310	279	445	520	44%	86%
France	21,844	23,359	28,687	37,729	31%	62%
Greece	1,593	763	1,370	683	-14%	-10%
Ireland	2,125	880	1,236	519	-42%	-41%
Italy	16,978	11,929	16,360	19,015	-4%	59%
Latvia	46	33	48	42	6%	26%
Lithuania	134	102	669	487	400%	376%
Malta	-	-	105	75		
Netherlands	75,631	190,295	61,003	346,883	-19%	82%
Poland	899	2,067	1,199	3,988	33%	93%
Portugal	2,142	2,074	1,623	1,423	-24%	-31%
Czech Republic	4	94	-	-	-100%	-100%
Romania	457	329	462	410	1%	25%
United Kingdom	8,411	3,607	9,328	4,462	11%	24%
Russia	-	-	51	203		
Slovenia	264	208	106	97	-60%	-53%
Switzerland	83	18	11	1	-87%	-92%
Turkey	12,192	14,326	11,775	25,377	-3%	77%
Total EUROPE	224,363	315,635	225,105	613,558	0.3%	94%

Source: CNSC

1.2. Inbound traffic per country

COUNTRY - AFRICA	Jan- March 2024		Jan- March 2025		Variation weight	Variation Fob Value
	Quantity (t)	Fob Value (M.CFAF)	Quantity (t)	Fob Value (M.CFAF)		
South Africa	27,183	3,066	6,836	4,229	-75%	38%
Algeria	313	184	10,277	277	3185%	50%
Angola	2,813	1,065	142	2,830	-95%	166%
Benin	46	40	2	1	-97%	-97%
Congo - Brazzaville	29,773	1,452	29,144	1,221	-2%	-16%
Côte d'Ivoire	5,865	3,252	54,522	15,146	830%	366%
Djibouti	8	4	-	-	-100%	-100%
Egypt	133,586	7,047	149,168	5,833	12%	-17%
Gabon	1,502	1,222	344	26	-77%	-98%
Ghana	19,797	8,137	17,026	7,200	-14%	-12%
Guinea	20	2	60	28	202%	1109%
Equatorial Guinea	82	399	-	-	-100%	-100%
Mauritius Island	154	180	3,904	4,120	2432%	2187%
Kenya	11	8	576	206	4979%	2517%
Liberia	3,513	2,171	492	400	-86%	-82%
Madagascar	-	-	3	4		
Morocco	7,616	7,218	55,320	14,097	626%	95%
Mauritania	19,413	13,579	10,252	5,712	-47%	-58%
Mozambique	6	3	6	10	0%	235%
Namibia	20	63	-	-	-100%	-100%
Nigeria	145710	4,848	310,978	47,774	113%	885%
Democratic Republic of Congo	-	-	870	103		
Senegal	4,497	3,123	2,559	2,102	-43%	-33%
Sierra Leone	1,760	896	26	2	-99%	-100%
Tanzania	137	92	3	3	-98%	-97%
Togo	172,748	90,761	218,345	102,943	26%	13%
Tunisia	30,063	2,436	26,561	3,995	-12%	64%
Total AFRICA	606,638	151,250	897,415	218,260	48%	44%

Source: CNSC

COUNTRY - AMERICA	Jan- March 2024		Jan- March 2025		Variation weight	Variation Fob Value
	Quantity (t)	Fob Value (M.CFAF)	Quantity (t)	Fob Value (M.CFAF)		
Brazil	98,162	20,353	61,056	14,204	-38%	-30%
Canada	48,431	11,738	38,492	9,308	-21%	-21%
Chile	10,003	6,033	21,324	13,525	113%	124%
Colombia	35	26	5,330	3,768	15085%	14429%
Costa Rica	15	31	-	-	-100%	-100%
United States of America	28,774	19,529	45,651	27,642	59%	42%
Guatemala	21	53	3	21	-88%	-61%
Guyana	-	-	10	15		
Mexico	670	2,385	1,232	1,353	84%	-43%
Nicaragua	25	7	-	-	-100%	-100%
Panama	3	26	-	-	-100%	-100%
Peru	1,637	922	435	180	-73%	-80%
Saint Vincent and the Grenadines	1,527	972	4,617	5,391	202%	454%
Uruguay	1,307	911	1,178	1,211	-10%	33%
Total AMERICA	215,133	69,370	338,231	105,886	57%	53%

Source: CNSC

COUNTRY - OCEANIA	Jan- March 2024		Jan- March 2025		Variation weight	Variation Fob Value
	Quantity (t)	Fob Value (M.CFAF)	Quantity (t)	Fob Value (M.CFAF)		
Australia	5,598	84,503	39	22	-99%	-100%
New-Zealand	2,809	2,881	4,992	4,668	78%	62%
Total OCEANIA	8,407	87,384	5,030	4,691	-40%	-95%

Source: CNSC

COUNTRY - ASIA	Jan- March 2024		Jan- March 2025		Variation weight	Variation value
	Quantity (t)	Fob Value (M.CFAF)	Quantity (t)	Fob Value (M.CFAF)		
Saudi Arabia	61,270	2,384	4,571	2,488	-93%	4%
Bahrain	293	133	3,474	19,196	1085%	14310%
Bangladesh	503	304	159	131	-68%	-57%
China	253,142	158,479	459,769	249,350	82%	57%
South Korea	28,649	4,718	33,911	3,676	18%	-22%
United Arab Emirates	176,931	16,866	90,141	18,405	-49%	9%
Hong Kong SAR China	75	28	140	1,187	86%	4195%
India	113,754	62,849	188,852	89,924	66%	43%
Indonesia	25,811	8,726	5,507	4,174	-79%	-52%
Israel	27	3	10	8	-62%	135%
Japan	3,588	2,999	26,393	4,013	636%	34%
Jordan	267	170	473	315	77%	85%
Kuwait	270	160	111	66	-59%	-59%
Lebanon	399	1,093	815	2,016	104%	84%
Malaysia	31,531	12,787	5,318	3,949	-83%	-69%
Myanmar	25,075	9,054	-	-	-100%	-100%
Oman	7,369	5,352	4,612	4,012	-37%	-25%
Pakistan	145,697	39,879	240,466	6,760	65%	-83%
The Philippines	522	293	523	705	0%	140%
Qatar	2,305	1,386	1,627	963	-29%	-30%
Singapore	3,687	4,812	869	855	-76%	-82%
Sri Lanka	34	142	79	60	133%	-58%
Syria	12	4	45	30	265%	580%
Taiwan	507	508	488	699	-4%	38%
Thailand	23,859	12,950	54,123	17,019	127%	31%
North Vietnam	478	316	570	193	19%	-39%
South Vietnam	3,606	2,345	3,816	2,629	6%	12%
South Yemen	-	-	85	42		
Total ASIA	909,663	348,740	1,126,946	432,866	24%	24%

Source: CNSC

COUNTRY - EUROPE	Jan- March 2024		Jan- March 2025		Variation weight	Variation value
	Quantity (t)	Fob Value (M.CFAF)	Quantity (t)	Fob Value (M.CFAF)		
Germany	28,269	26,463	22,653	13,444	-20%	-49%
Belgium	95,869	86,402	51,514	72,333	-46%	-16%
Bulgaria	153	38	632	265	314%	599%
Cyprus	508	30	66	16	-87%	-46%
Croatia	233	43	73	373	-69%	764%
Denmark	346	294	441	715	27%	143%
Spain	66,655	11,917	50,332	12,166	-24%	2%
Estonia	-	-	117	234		
Finland	24,143	7,003	553	213	-98%	-97%
France	89,802	62,637	85,851	83,486	-4%	33%
Greece	978	1,511	1,063	1,430	9%	-5%
Ireland	780	3,841	25,395	14,421	3156%	275%
Italy	12,406	14,314	10,168	13,384	-18%	-7%
Latvia	36,850	5,630	-	-	-100%	-100%
Lithuania	38,932	6,938	300	511	-99%	-93%
Malta	155	290	85	173	-45%	-40%
Martinique	10	6	1	8	-86%	43%
Montenegro	-	-	13	110		
Norway	260	570	557	362	114%	-36%
Netherlands	10,724	5,575	24,393	9,473	127%	70%
Poland	31,797	7,199	38,670	8,249	22%	15%
Portugal	3,927	2,937	2,645	1,572	-33%	-46%
Romania	130	95	13,131	2,208	10035%	2214%
United Kingdom	9,429	6,946	2,822	5,082	-70%	-27%
Russia	107,573	19,817	66,278	12,589	-38%	-36%
Slovenia	227	143	807	1,041	255%	628%
Sweden	2,509	1,215	1,499	702	-40%	-42%
Turkey	43,959	20,763	111,056	19,151	153%	-8%
Ukraine	-	-	698	533		
Total EUROPE	606,626	292,616	511,814	274,247	-16%	-6%

Source: CNSC

2. Tonnage per Port

COUNTRY - AFRICA	PORTS	Jan- March 2024		Jan- March 2025		Variation export	Variation import
		Export (t)	Import (t)	Export (t)	Import (t)		
South Africa	Cape Town	212	1,974	77	3,247	-64%	64%
	Coega		24		25		4%
	Durban	82	25,174	717	3,465	772%	-86%
	Johannesburg	3		-		-100%	
	Port Elizabeth		11		99		817%
Algeria	Alger	1581	136	111	36	-93%	-73%
	Béjaïa	-		25			
	Djen Djen		152		10,000		6487%
	Oran		25		241		863%
Angola	High Sea, Angola		2,732		-		-100%
	Lobito		-		135		
	Luanda	889	81	651	7	-27%	-91%
Benin	Cotonou	130	46	206	2	59%	-97%
Cape Verde	Mindelo	45		50		10%	
	Praia	-		50			
Congo - Brazzaville	Pointe-Noire	1,835	29,773	1,336	29,144	-27%	-2%
Côte d'Ivoire	Abidjan	516	5,865	94	45,522	-82%	676%
	San-Pedro		-		9000		
Djibouti	Djibouti		8		-		-100%
Egypt	Alexandria	1118	5,978	1,174	3,190	5%	-47%
	Damiette	32	578	36	741	11%	28%
	Dumyat		-		59465		
	El Arish		17,000		24,365		43%
	El-Dekheila		56,750		-		-100%
	Port-Saïd		53,276		60,059		13%
	Sokhna		4		1,348		36330%
Gabon	Libreville	363	806	2,809	343	674%	-57%
	Owendo	-		12			
	Port Gentil	177	696	543	1	207%	-100%
Ghana	Accra	-		11			
	Takoradi	-	924	42	56		-94%
	Tema	5	18,873	264	16,970	5080%	-10%
Guinea	Conakry	46	20	49	60	6%	202%
Guinea Bissau	Bissau	505		-		-100%	
Equatorial Guinea	Bata	79	25	0	-	-100%	-100%
	Luba		57		-		-100%
	Malabo	178		1,646		825%	
Réunion Island	Longoni	163		-		-100%	
	Pointe des Galets	302		195		-35%	
	Port Reunion	45		-		-100%	
Mauritius Island	Port-Louis	91	154	24	3,904	-73%	2432%
Kenya	Mombasa	-	11	1,578	576		4979%
Liberia	Monrovia		3513		492		-86%
Libya	Tripoli	-		22			

COUNTRY - AFRICA	PORTS	Jan- March 2024		Jan- March 2025		Variation export	Variation import
		Export (t)	Import (t)	Export (t)	Import (t)		
Madagascar	Antananarivo	-		22			
	Tamatave		-		3		
Mali	Bamako	15		-		-100%	
	Agadir	-	4956	388	7,317		48%
Morocco	Casablanca	817	2,616	572	2,444	-30%	-7%
	Jorf Lasfar		-		12600		
	Rabat	-		25			
	Safi		-		32735		
	Tanger Med	18	39	-	224	-100%	481%
Mauritania	Tanger Ville	30	6	-	-	-100%	-100%
	High Sea, Mauritania		12,015		-		-100%
	Nouadhibou		7341		9,451		29%
	Nouakchott		58		801		1289%
	Beira		-		4		
Mozambique	Maputo		6		2		-59%
	Walvis Bay		20		-		-100%
Nigeria	Apapa	101	145,535	842	207,120	733%	42%
	Lagos		63		103,532		164237%
	Onne	2		-		-100%	
	Port Harcourt	11		-		-100%	
Uganda	Tincan Island		112		326		192%
	Port Bell	-		13			
	Banana		-		3		
Democratic Republic of Congo	Goma	26		-		-100%	
	Kinshasa	-		83			
	Lubumbashi	12		-		-100%	
	Matadi	89	-	97	867	10%	
Sao Tome and Principe	Sao Tome	-		1			
Senegal	Dakar	12334	4,497	13,315	2,559	8%	-43%
Sierra Leone	Freetown	8	1,760	-	26	-100%	-99%
Sudan	Port-Sudan	9		-		-100%	
Tanzania	Dar es Salaam	40	137	26	3	-36%	-98%
Togo	Lome	31	172,748	19	218,345	-41%	26%
	La Goulette		-		56		
	Radès		94		649		591%
Tunisia	Sfax	549	20,664	145	12,787	-74%	-38%
	Sousse		137		-		-100%
	Tunis	80	9,168	-	13070	-100%	43%
	Victoria	-		114			

Source: CNSC

COUNTRY - AMERICA	PORTS	Jan- March 2024		Jan- March 2025		Variation export	Variation import
		Export (t)	Import (t)	Export (t)	Import (t)		
Argentina	Buenos Aires		2,129		1,460		-31%
	Lima		-		27450		
	Mar del Plata		-		772		
	Rosario		394		14,221		3513%
	San Lorenzo		22000		115,000		423%
Brazil	Areia Branca		24,200		24,600		2%
	Itapoá	-	27	20	127		369%
	Maceio		20,000		-		-100%
	Navegantes		5		-		-100%
	Paranaguá		999		92		-91%
	Rio de Janeiro	-	27	4	-		-100%
	Rio Grande	127	162	-	174	-100%	7%
	Salvador	466		364		-22%	
	Santos	802	26,380	338	33,630	-58%	27%
	Terminal Termisa		24,000		-		-100%
	Vitoria	25	2,362	-	2433	-100%	3%
	Halifax		106		2		-98%
	Montreal		-		155		
Canada	Montreal	357	2,587	438	2,467	23%	-5%
	Quebec	-	27500	25	27,043		-2%
	Saint John		18,150		-		-100%
	Toronto	463		1,581		241%	
	Vancouver		88		8,826		9930%
	High Sea, Chile		9,870		19,950		102%
Chile	Iquique		133		401		202%
	San Antonio		-		19		
	San Vicente		-		869		
	Valparaiso		-		85		
Colombia	Buenaventura		-		4300		
	Carthagène COL	4	35	156	1,030	4319%	2834%
Costa Rica	Moín		15		-		-100%
Curaçao	Willemstad	62		-		-100%	
	Baltimore	1,062	1,629	1,032	1,247	-3%	-23%
	Boston	-		47			
	Brooklyn		-		71		
	Chalmette		8,411		-		-100%
	Charleston	19	148	165	255	768%	73%
	Chicago	-	-	1238	0		
	Freeport		151		17		-89%
	Houston	70	3,928	70	5,740	-1%	46%
	Jacksonville		-		2		
	Long Beach		32		28		-13%
	Los Angeles	103	54	48	52	-54%	-3%
	Memphis	-		7			
	Miami	366	10	231	35	-37%	260%
	Mobile	507	674	266	76	-48%	-89%
	New York	2,848	587	2,998	537	5%	-9%

COUNTRY - AMERICA	PORTS	Jan- March 2024		Jan- March 2025		Variation export	Variation import
		Export (t)	Import (t)	Export (t)	Import (t)		
	Newark	2,133	365	1,097	32	-49%	-91%
	Norfolk	1,431	748	1,088	1,741	-24%	133%
	New-Orleans	385	54	100	878	-74%	1525%
	Oakland		112		215		91%
	Philadelphia	102		-		-100%	
	Providence		3		1		-61%
	Savannah	618	929	-	1202	-100%	29%
	Seattle	28	768	63	6	124%	-99%
	Tampa		-		8000		
	Texas City	14	10,172	-	25514	-100%	151%
	Washington	27		-		-100%	
	Wilmington		-		2		
	Santo Tomás de Castilla		21		3		-88%
Guyana	Dégrad des Cannes		-		10		
Mexico	Altamira		617		148		-76%
	Ensenada	-	29	38	1,080		3650%
	Vera cruz	-	25	612	4		-83%
Nicaragua	Corinto		25		-		-100%
Panama	Rodman		3		-		-100%
Peru	Callao	-	4	41	435		12246%
	Haute mer Peru		1,633		-		-100%
Porto Rico	San Juan	-		47			
Dominican Republic	Caucedo	455		352		-23%	
Saint Vincent and the Grenadines	Kingstown		1,527		4,617		202%
Trinidad and Tobago	Port of Spain	-		10			
Uruguay	Montevideo	389	1,307	244	1,178	-37%	-10%
Venezuela	Puerto Cabello	-		42			

Source : CNSC



COUNTRY - ASIA	PORTS	Jan- March 2024		Jan- March 2025		Variation export	Variation import
		Export (t)	Import (t)	Export (t)	Import (t)		
Saudi Arabia	Ad Dammam		434		450		4%
	Al Jubail		550		698		27%
	Dammam	129	151	86	-	-33%	-100%
	Jeddah	386	649	1,471	2,689	281%	314%
	King Abdullah Port		77		735		860%
	Yanbu		59,410		-		-100%
Bahrain	Bahrain		293		472		61%
	Khalifa bin Salman		-		3002		
Bangladesh	Chittagong	38,070	503	52,109	159	37%	-68%
Cambodia	Phnom Penh	-		100			
	Sihanoukville	-		402			
China	Bayuquan		-		19654		
	Beijiao		4		89		2365%
	Caofeidian		20,000		-		-100%
	Changzhou		5,039		6,676		32%
	Chongqing		227		355		56%
	Dafeng		23		50		114%
	Dalian	13	2,321	-	3247	-100%	40%
	Fuqing		524		115		-78%
	Fuzhou		3,906		389		-90%
	Gǎolán		127		-		-100%
	Gaoming		2,073		805		-61%
	Gaoshan		310		151		-51%
	Gaoyao		28		-		-100%
	Guangzhou		28		72		156%
	Haikou		165		80		-51%
	Hefei		8		30		286%
	Hongwan		-		33		
	Huangpu	14	646	-	297	-100%	-54%
	Jiangmen		1272		2,204		73%
	Jiangyin		448		-		-100%
	Jingtang		-		21800		
	Jiujiang		2,916		823		-72%
	Lanshan		-		29400		
	Lianyungang		7,455		61,446		724%
	Mawei		63		169		169%
	Nanchang		82		20		-75%
	Nanghai		-		126		
	Nanjing		1544		1,239		-20%
	Nansha	5,000	45,387	3,543	53,592	-29%	18%
	Nantong		55		-		-100%
	Ningbo	970	33,951	1,034	42,541	7%	25%
	Pudong/Shanghai		-		833		
	Qingdao	1,443	35,303	270	62,658	-81%	77%
	Qinhuangdao		56		240		329%
	Qin Zhou		1,242		455		-63%
	Sanrong		361		1,691		369%
	Sanshui		216		-		-100%
	Shanghai	3,361	25,749	1,775	25,664	-47%	0%
	Shantou		518		642		24%

COUNTRY - ASIA	PORTS	Jan- March 2024		Jan- March 2025		Variation export	Variation import
		Export (t)	Import (t)	Export (t)	Import (t)		
ASIA	Shatian	-		44			
	Shekou		4826		3,772		-22%
	Shenzhen	-	4	88	6		56%
	Shunde		121		40		-67%
	Taichang		31		171		457%
	Taizhou		29		18		-39%
	Tianji Xingang		-		1398		
	Tianjin	441	28,780	1,126	60,474	155%	110%
	Waihai		22		87		290%
	Weihai		110		1,628		1380%
	Wenzhou		242		687		184%
	Wuhan		231		1,052		356%
	Wuhu		301		156		-48%
	Wuzhou		73		25		-66%
	Xiamen	947	7,300	133	10,301	-86%	41%
	Xiaolan		72		175		143%
	Xingang	43	13,376	13	9,727	-70%	-27%
	Yangpu		139		229		65%
	Yangzhong		-		6		
	Yangzhou		780		178		-77%
	Yantian	513	930	179	2,101	-65%	126%
	Yi Chang		58		-		-100%
	Yueyang		30		-		-100%
	Yunfu		-		216		
	Zha Pu		12		48		296%
	Zhangjiagang	92,839	1,616	64,340	29,144	-31%	1703%
	Zhanjiang		20		7		-68%
	Zhaoqing		1,368		-		-100%
	Zhenjiang		359		-		-100%
	Zhongshan		155		192		24%
	Zhuhai		109		347		218%
South Korea	Busan	103	4,800	102	2,823	-1%	-41%
	Gwangyang		113		25		-78%
	Incheon		23254		30,810		32%
	Kwangyang		97		254		163%
	PyeongTaek		386		-		-100%
United Arab Emirates	Abu Al Bukhoosh		37		-		-100%
	Abu Dhabi		122		-		-100%
	Ajman		140		-		-100%
	Dubai	659	89	134	6	-80%	-93%
	Fujairah		-		14800		
	Jebel Ali	2,896	29,561	4,757	16,856	64%	-43%
	Mina Saqr		146,967		55,950		-62%
Hong Kong SAR China	Ras Al Khaimah		15		2,529		16236%
	Hong Kong	19	75	-	140	-100%	86%
India	Bangalore	97		-		-100%	
	Chennai		617		173		-72%
	Cochin		27		112		310%
	Ennore	26	2,609	288	610	986%	-77%

COUNTRY - ASIA	PORTS	Jan- March 2024		Jan- March 2025		Variation export	Variation import
		Export (t)	Import (t)	Export (t)	Import (t)		
	Gangavaram		-		108		
	Haldia		558		-		-100%
	Hazira		2,785		6,665		139%
	Kakinada		9,530		22,577		137%
	Kandla		64,702		125,877		95%
	Kattupalli		5		1,258		23269%
	Kolkata	-	1393	28	560		-60%
	Madras	424		-		-100%	
	Mangalore	95		180		90%	
	Mundra	104	11,429	337	11,903	225%	4%
	New Delhi	20		24		19%	
	New Mangalore	77	-	-	186	-100%	
	Nhava Sheva	496	12,776	342	16,507	-31%	29%
	Pipavav		4,412		-		-100%
	Tuticorin	2,414	517	1,206	945	-50%	83%
	Visakhapatnam		2,394		1,371		-43%
Indonesia	Batam		-		91		
	Belawan	-	771	279	1,709		122%
	Jakarta	2,477	740	1,851	420	-25%	-43%
	Palembang	-		580			
	Perawang		450		-		-100%
	Poso, Sulawesi		20,346		-		-100%
	Semarang	66	28	-	53	-100%	87%
	Surabaya	526	2,288	992	2,101	88%	-8%
	Tanjung Pelepas	403	87	251	568	-38%	555%
	Tanjung Perak		305		-		-100%
	Tanjung Priok	100	795	1,529	564	1425%	-29%
	Umm Qasr	-		22			
Iraq							
Israel	Ashdod		-		10		
	Haifa	18	27	-	-	-100%	-100%
Japan	Abashiri		-		43		
	Hakata	24	52	24	60	2%	15%
	Kobe		701		1,678		140%
	Nagoya	352	51	703	28	100%	-46%
	Naha		21		-		-100%
	Osaka		17		-		-100%
	Tokyo	41	22	25	-	-38%	-100%
	Tomakomai		16		-		-100%
	Ube		-		22000		
	Yokohama	155	2,708	255	2,584	64%	-5%
Jordan	Aqaba	462	267	237	473	-49%	77%
Kuwait	Shuaiba		253		111		-56%
	Shuwaikh	112	17	-	-	-100%	-100%
Lebanon	Beirut	152	399	319	815	109%	104%
Malaysia	Johor		-		15		
	Kelang		-		162		
	Kemaman		27,616		-		-100%
	Pasir Gudang	9,420	10	2,322	55	-75%	455%
	Penang	-	82	1,764	53		-35%
	Port Kelang	2,201	3,823	2,550	5,033	16%	32%

COUNTRY - ASIA	PORTS	Jan- March 2024		Jan- March 2025		Variation export	Variation import
		Export (t)	Import (t)	Export (t)	Import (t)		
Myanmar	Tanjung Pelepas	403	87	251	568	-38%	555%
	Yangon		25,075		-		-100%
Oman	Duqm		5,446		4,141		-24%
	Salalah		37		24		-33%
Pakistan	Sohar	4	1,887	-	446	-100%	-76%
	Karachi	156	33,980	-	239983	-100%	606%
	Port Qasim	-	111717	73	482		-100%
The Philippines	Batangas		-		516		
	Cagayan De Oro, Mindanao	-		55			
	Davao		509		-		-100%
	Manille	38	13	-	7	-100%	-47%
Qatar	Doha	-	-	43	26		
	Hamad		456		246		-46%
Singapore	Mesaieed		1,849		1,355		-27%
	Jurong		-		1		
	Singapore		3,687		868		-76%
Sri Lanka	Colombo		34		79		133%
Syria	Lattaquie		12		45		265%
Taiwan	Kaohsiung	2,654	436	2,276	453	-14%	4%
	Keelung	387	53	161	18	-58%	-67%
	Taichung	817	18	712	9	-13%	-50%
	Taipei		-		7		
Thailand	Bangkok	27	1,422	-	-	-100%	-100%
	Koh Sichang		-		52412		
	Laem Chabang		22,436		1,523		-93%
	Lat Krabang	100	-	114	0	14%	
	Songkhla		-		188		
	Unithai	100		-	-	-100%	
North Vietnam	Haiphong	49,342	227	52,469	294	6%	30%
	Hanoi	6,306		7,655		21%	
	Vung Tau	89	251	-	275	-100%	10%
South Vietnam	Cát Lái	-	-	408	23		
South Yemen	Ho Chi Minh City	1,914	3,606	1,492	3,793	-22%	5%
	Mukalla		-		85		

Source: CNSC

COUNTRY - EUROPE	PORTS	Jan- March 2024		Jan- March 2025		Variation export	Variation import
		Export (t)	Import (t)	Export (t)	Import (t)		
Albania	Durrës	-		17			
Germany	Bremerhaven	667	2,872	163	1,999	-76%	-30%
	Drensteinfurt	18		20		11%	
	Hamburg	6,719	9,073	10,246	6,743	52%	-26%
	Rostock		16,300		13,909		-15%
	Wilhelmshaven		24		2		-92%
Belgium	Antwerp	50,667	95,869	67,180	51,496	33%	-46%
	Brussels	15	-	-	19	-100%	
Bulgaria	Bourgas		55		53		-2%
	Varna	-	98	734	579		491%
Cyprus	Limassol	74	508	60	66	-19%	-87%
Croatia	Rijeka	23	233	15	73	-35%	-69%
	Aalborg		11		10		-11%
Denmark	Aarhus	6,761	81	53	238	-99%	195%
	Copenhagen		190		182		-4%
	Fredericia		64		-		-100%
	Helsingør		-		10		
Spain	Algésiras	170	433	2,129	1,088	1156%	151%
	Alicante		56		-		-100%
	Almería		15,507		30,058		94%
	Barcelona	3,399	31,566	2,757	2,134	-19%	-93%
	Bilbao	1,542	4,484	398	5,915	-74%	32%
	Carthagène ESP		74		49		-34%
	Gijón		801		-		-100%
	Las Palmas	40	1,557	23	-	-43%	-100%
	Marin	177	122	66	-	-62%	-100%
	Pontevedra	14		-	-	-100%	
	Sagunt		-		55		
	Santa Cruz de Tenerife	25		125		402%	
	Tarragone		1,700		-		-100%
	Valence	10387	9,707	6,526	10,645	-37%	10%
	Vigo	89	649	46	390	-48%	-40%
Estonia	Tallinn	463	-	68	117	-85%	
Finland	Helsinki	1	100	-	332	-100%	231%
	Kotka	309	23,577	445	69	44%	-100%
	Oulu		441		54		-88%
	Rauma		25		98		292%
France	Abbeville		-		12		
	Angers	20		-		-100%	
	Bassens	12	348	-	274	-100%	-21%
	Brest		73		-		-100%
	Caen	1,252		1,233		-2%	
	Damville	10		-		-100%	
	Dunkerque	-	1994	489	4,690		135%
	Fos-sur-Mer	3232	1,069	2,362	778	-27%	-27%
	Gennevilliers	7		-		-100%	
	La Pallice	589	0	1,342	15	128%	10842%
	La Rochelle-Pallice	182		538		195%	
	Lavéra		4,501		8,250		83%

COUNTRY - EUROPE	PORTS	Jan- March 2024		Jan- March 2025		Variation export	Variation import
		Export (t)	Import (t)	Export (t)	Import (t)		
Greece	Le Havre	1,935	11,273	1,275	16,567	-34%	47%
	Marseille	21	1,597	79	1,139	276%	-29%
	Montoir-de-Bretagne		976		549		-44%
	Nantes	-		21			
	Paris	17		-		-100%	
	Port de Bouc	11		-		-100%	
	Port Vendres	7,873	1,606	16,482	1,725	109%	7%
	Rouen	6606	66,332	4,865	51,809	-26%	-22%
	Sete		-		42		
	Sète		33		-		-100%
	Villeno	76		-		-100%	
	Le Pirée	542	899	1,148	708	112%	-21%
	Thessalonica	1,051	80	222	97	-79%	22%
Ireland	Volos		-		258		
	Aughinish		-		24531		
	Cork	1,642	10	1,141	24	-30%	148%
	Dublin	483	770	95	840	-80%	9%
Italy	Alicudi	-		20			
	Ancona		7		15		133%
	Bari	-		115			
	Genoa	3081	3,999	4,571	3,377	48%	-16%
	Gioia Tauro	268		155		-42%	
	La Spezia		311		516		66%
	Livorno	8,657	5,064	5,406	3,747	-38%	-26%
	Naples	470	597	772	-	64%	-100%
	Naples-Italy		-		445		
	Ravenna	303	6	597	13	97%	140%
	Salerno	-	458	2,984	572		25%
	Trieste	358	416	112	1,163	-69%	179%
	Vado Ligure	2,796	978	391	-	-86%	-100%
	Vasto	996		1,237		24%	
Latvia	Venice	50	572	-	320	-100%	-44%
	Riga	46	36,850	48	-	6%	-100%
Lithuania	Klaipeda	134	38,932	669	300	400%	-99%
Malta	Malta	-	25	105	-		-100%
Martinique	Marsaxlokk		130		85		-35%
Montenegro	Fort-de-France		10		1		-86%
Norway	Bar		-		13		
	Ålesund		-		76		
	Bergen		-		6		
	Brevik		122		196		60%
	Kristiansand		22		20		-10%
	Maaloy		-		87		
	Oslo		106		104		-2%
Netherlands	Stavanger		10		56		473%
	Tananger		-		13		
	Amsterdam	66,606	44	58,887	18,621	-12%	42238%
	High Sea, Netherlands		6,396		-		-100%

COUNTRY - EUROPE	PORTS	Jan- March 2024		Jan- March 2025		Variation export	Variation import
		Export (t)	Import (t)	Export (t)	Import (t)		
Poland	Rotterdam	9,025	4,284	2,116	5,772	-77%	35%
	Gdansk	837	2,951	606	1,903	-28%	-36%
	Gdynia	62	28,847	593	5,037	856%	-83%
	Szczecin		-		31730		
Portugal	Bobadela	293		-		-100%	
	Leixões	389	444	518	1,082	33%	144%
	Lisbon	499	2,641	239	1,208	-52%	-54%
	Setúbal		-		305		
	Sines		-		51		
	Viana do Castelo	962	843	866	-	-10%	-100%
Czech Republic	Prague	4		-		-100%	
Romania	Constanta	457	130	462	13,131	1%	10035%
United Kingdom	Aberdeen	191		23		-88%	
	Belfast	22	311	47	140	109%	-55%
	Felixstowe	202	311	44	54	-78%	-83%
	Grangemouth	434	21	-	56	-100%	166%
	Greenock		171		206		20%
	Immingham		6,009		8		-100%
	Liverpool	1,559	148	1,455	103	-7%	-31%
	London	-	1695	118	1,229		-27%
	Poole		2		-		-100%
	Portsmouth	4,872	320	6,275	245	29%	-23%
	Southampton	30		15		-50%	
	Teesport		16		-		-100%
	Tilbury	1,100	424	1,351	781	23%	84%
	Kavkaz		-		10000		
Russia	Novorossiysk		73,191		40,000		-45%
	Saint-Petersburg	-	647	51	16,278		2418%
	Ust-Luga		33,736		-		-100%
Slovenia	Koper	264	227	106	807	-60%	255%
Sweden	Gävle		-		14		
	Gorsingeholm		-		12		
	Göteborg		1,064		720		-32%
	Helsingborg		-		421		
	Norrköping		1,445		277		-81%
	Stockholm		-		54		
Switzerland	Lausanne	83		11		-87%	
Turkey	Aliaga		349		30,455		8623%
	Ambarli	3,538	1,553	3,532	1,202	0%	-23%
	Antalya	-	2471	303	878		-64%
	Asyaport		-		15		
	Autoport Gölcük		32		-		-100%
	Cesme		-		44		
	Derince	1,170	375	-	-	-100%	-100%
	Evyap	-	41	915	63		54%
	Gebze	1,250	731	1,832	1,096	47%	50%
	Gemlik	223	865	20	58,265	-91%	6634%
	Iskenderun	2,522	5,325	252	7,848	-90%	47%
	Istanbul	330	1,063	343	851	4%	-20%
	Izmir		648		86		-87%

COUNTRY - EUROPE	PORTS	Jan- March 2024		Jan- March 2025		Variation export	Variation import
		Export (t)	Import (t)	Export (t)	Import (t)		
Ukraine	Izmit	2,972	1,855	3,011	1,960	1%	6%
	Korfez	20		-		-100%	
	Kumport		-		86		
	Kutahya	58		-		-100%	
	Mardas		11		-		-100%
	Marport		27		1		-96%
	Mersin	88	27,049	1,214	6,394	1274%	-76%
	Samsun		37		134		264%
	Tekirdag	-	1334	60	1,084		-19%
	Trabzon		-		8		
	Yarimca	21	170	247	630	1091%	271%
	Yilport		22		-		-100%
Ukraine	Chornomorsk		-		385		
	Odessa		-		168		
	Skadovsk		-		144		

Source: CNSC

COUNTRY - OCEANIA	PORTS	Jan- March 2024		Jan- March 2025		Variation export	Variation import
		Export (t)	Import (t)	Export (t)	Import (t)		
Australia	Fremantle		45		-		-100%
	Melbourne		24		-		-100%
	New Norfolk		-		4		
	Sydney		46		35		-24%
New-Zealand	Auckland		-		57		
	Lyttelton		952		1,239		30%
	Napier		-		1280		
	Nelson		87		775		791%
	Port Chalmers		1,616		809		-50%
	Tauranga		154		832		441%

Source: CNSC

3. Traffic per product

3.1. Outbound traffic per product

Products	Jan- March 2024		Jan- March 2025		Variation weight	Variation value
	Quantity (t)	Fob Value (M.CFAF)	Quantity (t)	Fob Value (M.CFAF)		
ALUMINIUM AND ARTICLES THEREOF	15,270	19,167	11,339	16,205	-26%	-15%
Unwrought aluminium	15,018	18,781	10,911	15,162	-27%	-19%
Household or household economy, hygiene or toilet articles and parts thereof, of aluminium; sponges, tor ...	-	-	11	62		
Aluminium waste and scrap	72	9	-	-	-100%	-100%
Aluminium plates, sheets and strip, of a thickness exceeding 0,2 mm	181	377	417	981	131%	160%
PRODUCTS OF ANIMAL ORIGIN, NOT ELSEWHERE SPECIFIED OR INCLUDED	62	12	19	4	-70%	-67%
Animal products not elsewhere specified or included; dead animals of Chapter 1 or 3, unfit for human consumption	62	12	19	4	-70%	-67%
WOOD AND ARTICLES OF WOOD; WOOD CHARCOAL	264690	51,205	235,313	47,770	-11%	-7%
Tableware and kitchenware, of wood	45	6	0	0	-100%	-100%
Other articles of wood	3	2	-	-	-100%	-100%
Plywood	409	103	560	238	37%	131%
Sawn wood	154,571	38,989	137,853	34,660	-11%	-11%
Wood logs	99,708	8,558	85,413	9,615	-14%	12%
Plywood	9,955	3,546	11,486	3,257	15%	-8%
BEVERAGES, SPIRITS AND VINEGAR	803	197	661	207	-18%	5%
Malt beers	188	96	176	79	-7%	-17%
Waters, including mineral waters and aerated waters, containing added sugar or other sweetening matter or flavouring...	615	101	486	127	-21%	26%
COCOA AND COCOA PREPARATIONS	111398	296,442	110,785	628,308	-1%	112%
Cocoa butter, fats and oil	6,935	19,918	5,807	29,421	-16%	48%
Cocoa beans	88,294	233,693	84,260	525,021	-5%	125%
Chocolate and other food preparations containing cocoa	295	606	452	884	53%	46%
Cocoa shells, husks, skins and other cocoa waste	77	27	1,067	140	1289%	420%
Cocoa paste, whether or not defatted	15,798	42,199	19,192	72,841	21%	73%
Cocoa powder, not containing added sugar or other sweetening matter	-	-	7	0		
COFFEE, TEA, MATÉ AND SPICES	2,924	4,781	1,256	3,469	-57%	-27%
Coffee, unroasted, not decaffeinated	2,894	4,752	1,245	3,465	-57%	-27%
Ginger, saffron, turmeric (curcuma), thyme, bay leaves, curry and other spices	27	29	10	2	-65%	-94%
Cloves (whole fruit, cloves and stems)	-	-	0	0		
Seeds of anise, badian, fennel, coriander, cumin or caraway; juniper berries	2	0	1	1	-25%	197%
Pepper of the genus Piper; dried or crushed or ground peppers of the genus Capsicum or of the genus Pimenta...	1	0	0	2	-79%	260%
RUBBER AND ARTICLES THEREOF	12,447	9,064	14,421	13,718	16%	51%
Natural rubber, balata, gutta-percha, guayule, chicle and similar natural gums, in primary forms or...	12,447	9,064	14,419	13,712	16%	51%
Tubes, pipes and hoses, of vulcanised rubber other than hard rubber, with or without their fittings (for example, joints, elbows, flanges)	-	-	1	6		
CEREALS	-	-	2	1		
Maize (corn)	-	-	2	0		
Rice	-	-	1	0		

Products	Jan- March 2024		Jan- March 2025		Variation weight	Variation value
	Quantity (t)	Fob Value (M.CFAF)	Quantity (t)	Fob Value (M.CFAF)		
MINERAL FUELS, MINERAL OILS AND PRODUCTS OF THEIR DISTILLATION; BITUMINOUS SUBSTANCES; MINERAL WAXES...	-	-	2	7		
Vaseline; paraffin, microcrystalline petroleum wax, slack wax, ozokerite, lignite wax, peat wax, other ...	-	-	2	7		
COTTON	38766	44,417	38,479	42,769	-1%	-4%
Cotton	38766	44,417	38,479	42,769	-1%	-4%
COPPER AND ARTICLES THEREOF	331	336	419	433	27%	29%
Other articles of copper	288	230	288	230	0%	0%
Copper bars, rods and profiles	16	59	-	-	-100%	-100%
Refined copper and copper alloys, unwrought	26	47	131	203	397%	336%
PERSONAL EFFECTS	73	36	87	69	19%	92%
TANNING OR DYING EXTRACTS; TANNINS AND THEIR DERIVATIVES; PIGMENTS AND OTHER COLORING MATERIALS; PAINTS AND WORM ...	33	33	84	133	155%	299%
Glazier's putty, resin cements and other putties; coatings used in painting; non-refractory plasters of ...	1	1	4	2	252%	136%
Synthetic organic colouring matter, whether or not chemically defined; preparations referred to in note 3...	-	-	0	6		
Paints and varnishes based on synthetic polymers or modified natural polymers, dispersed or dissolved in a...	28	21	39	50	39%	138%
Paints and varnishes based on synthetic polymers or modified natural polymers, dispersed or dissolved in a...	4	12	13	47	218%	305%
Pigments, opacifiers and prepared colours, vitrifiable compositions, engobes, liquid glosses and preparations similar ...	-	-	28	29		
DISCONTINUOUS SYNTHETIC OR ARTIFICIAL FIBERS	-	-	27	49		
Synthetic filament tow	-	-	27	49		
CAST IRON, IRON AND STEEL	81	15	26	7	-68%	-56%
Stainless steel in ingots or other primary forms; semi-finished products of stainless steel	-	-	26	7		
Other alloy steels in ingots or other primary forms; semi-finished products in other alloy steels ...	3	6	-	-	-100%	-100%
Ferrous waste and scrap; remelting scrap ingots of iron or steel...	78	10	-	-	-100%	-100%
EDIBLE FRUITS; PEEL OF CITRUS FRUITS OR MELONS	31,096	4,500	50,785	9,403	63%	109%
Apricots, cherries, peaches (including nectarines), plums and sloes, fresh	5	1	4	1	-29%	100%
Other nuts, fresh or dried, whether or not shelled or peeled	65	35	79	10	21%	-72%
Other fruits, fresh	-	-	1	0		
Bananas, fresh or dried	31,026	4,465	50,702	9,392	63%	110%
Coconuts, Brazil nuts and cashews, fresh or dry, even without their shell or shelled ...	-	-	0	0		
OILSEEDS AND OIL FRUITS; MISCELLANEOUS SEEDS, SEEDS AND FRUITS; INDUSTRIAL OR MEDICINAL PLANTS; STRAWS AND ...	193	107	109	75	-44%	-30%
Groundnuts, not fried or otherwise cooked, whether or not shelled or broken	3	0	5	1	104%	164%
Other oil seeds and oleaginous fruits, whether or not broken	1	0	2	0	73%	20%
Plants, parts of plants, seeds and fruits of species used mainly in perfumery, medicine or ...	189	107	101	74	-46%	-31%
ANIMAL OR VEGETABLE FATS AND OILS; PRODUCTS OF THEIR DISSOCIATION; PREPARED DIETARY FATS; WAXES ...	3,657	1,920	3,483	2,322	-5%	21%
Other vegetable fats and oils (including jojoba oil) and their fractions, fixed, whether or not refined, but not ...	505	261	525	284	4%	9%
Vegetable waxes (other than triglycerides), beeswax, other insect waxes and spermaceti, whether or not refined or coloured	33	17	-	-	-100%	-100%
Palm oil and its fractions, whether or not refined, but not chemically modified	28	3	26	8	-8%	126%
Coconut (copra), palm kernel or babassu oil and fractions thereof, whether or not refined, but not chemically...	2,040	1,144	724	693	-65%	-39%
Margarine; food mixtures or preparations of animal or vegetable fats or oils or of fractions of ...	-	-	13	5		
Sun stearin, lard oil, oleostearin, oleomargarine and tallow oil, not emulsified, mixed or otherwise prepared	1,052	494	2,195	1,332	109%	170%
ESSENTIAL OILS AND RESINOIDS; PERFUMERY OR TOILET PRODUCTS PREPARED AND COSMETIC PREPARATIONS ...	331	550	309	641	-7%	17%

Products	Jan- March 2024		Jan- March 2025		Variation weight	Variation value
	Quantity (t)	Fob Value (M.CFAF)	Quantity (t)	Fob Value (M.CFAF)		
Prepared beauty or make-up products and preparations for maintaining or caring for the skin, other than...	331	550	309	641	-7%	17%
OPTICAL, PHOTOGRAPHY OR CINEMATOGRAPHY, MEASURING, CONTROL OR PRECISION INSTRUMENTS AND APPARATUS; ...	13	59	31	12	141%	-80%
Instruments and devices for geodesy, topography, surveying, levelling, photogrammetry, hydrography, etc.	1	56	-	-	-100%	-100%
Instruments and apparatus for medicine, surgery, dentistry or veterinary art, including appliances...	-	-	30	10		
Instruments and apparatus for measuring or controlling flow, level, pressure or other characteristics...	-	-	1	2		
Measuring or checking instruments, apparatus and machines, not specified or included elsewhere in this chapter...	12	3	-	-	-100%	-100%
MILK AND DAIRY PRODUCTS; BIRD EGGS; NATURAL HONEY; EDIBLE PRODUCTS OF ANIMAL ORIGIN, NOT SPECIFIED ...	-	-	22	80		
Butter and other fats and oils derived from milk; dairy spreads	-	-	2	0		
Milk and cream, concentrated or containing added sugar or other sweetening matter	-	-	20	80		
EDIBLE VEGETABLES AND CERTAIN ROOTS AND TUBERS	708	99	800	119	13%	20%
Other vegetables, fresh or chilled	527	70	362	44	-31%	-37%
Dried leguminous vegetables, shelled, whether or not skinned or split	0	0	30	7	14853%	44847%
Dried vegetables, whether or not cut into pieces or slices or crushed or ground, but not further prepared...	30	4	7	2	-76%	-58%
Vegetables (uncooked or cooked by steaming or boiling in water), frozen	151	25	377	62	150%	147%
Onions, shallots, garlic, leeks and other alliaceous vegetables, fresh or chilled	-	-	10	1		
Manioc, arrowroot, salep, Jerusalem artichokes, sweet potatoes and similar roots and tubers...	0	0	14	3	25657%	5929%
ELECTRICAL MACHINES, APPARATUS AND EQUIPMENT AND THEIR PARTS; RECORDING OR SOUND REPRODUCTION APPARATUS ...	175	899	60	66	-66%	-93%
Electric and electronic waste and debris	50	134	43	38	-15%	-72%
Wires, cables (including coaxial cables) and other conductors insulated for electricity (even painted or oxidized ...	4	13	1	2	-86%	-87%
Electric generating sets and rotary converters	72	128	17	27	-76%	-79%
Monitors and projectors, not incorporating television reception apparatus; television receivers ...	48	596	-	-	-100%	-100%
Electrical transformers, static converters (for example, rectifiers) and inductors	1	29	-	-	-100%	-100%
ALBUMINOIDAL SUBSTANCES; MODIFIED STARCHES; GLUES; ENZYMES	-	-	0	0		
Glues and other prepared adhesives, not elsewhere specified or included; products of all kinds for use as glues or ...	-	-	0	0		
PLASTICS AND ARTICLES THEREOF	166	39	90	4	-46%	-89%
Articles for transport or packaging, of plastics; stoppers, lids, caps and other devices ...	166	39	8	2	-95%	-95%
Polymers of styrene, in primary forms	-	-	82	2		
FURNITURE; MEDICO-SURGICAL FURNITURE; BEDDING AND SIMILAR ARTICLES; LIGHTING DEVICES NOT SPECIFIED OR INCLUDED ...	16	16	-	-	-100%	-100%
Other furniture and parts thereof	5	8	-	-	-100%	-100%
Seats (other than those of heading 9402), whether or not convertible into beds, and parts thereof	11	8	-	-	-100%	-100%
AIRCRAFT, SPACECRAFT, AND PARTS THEREOF	5	40	-	-	-100%	-100%
Spare parts of aircrafts of heading 8801, 8802 or 8806, n.e.s.	5	40	-	-	-100%	-100%
SHIPS, BOATS AND FLOATING STRUCTURES	-	-	38	17		
Other floating structures (for example, rafts, tanks, coffer-dams, landing stages, buoys and beacons)	-	-	38	17		
WORKS OF ART, COLLECTORS' PIECES AND ANTIQUES	-	-	10	2		
Original productions of statuary art or sculpture, in all materials	-	-	10	2		
TOOLS AND EQUIPMENT, CUTLERY AND TABLE CUTLERY, OF BASE METAL; PARTS OF THESE ARTICLES, IN M...	22	28	33	12	53%	-55%
Hand tools and tools (including glaziers' diamonds) not elsewhere specified or included; welding lamps and ...	13	7	-	-	-100%	-100%
Interchangeable tools for hand tools, mechanical or not, or for machine tools (stamping, stamping, ...	9	20	33	12	262%	-40%

Products	Jan- March 2024		Jan- March 2025		Variation weight	Variation value
	Quantity (t)	Fob Value (M.CFAF)	Quantity (t)	Fob Value (M.CFAF)		
MISCELLANEOUS MANUFACTURED ARTICLES	71	9	45	8	-36%	-9%
Ivory, bones, tortoiseshell, horn, animal antlers, coral, mother-of-pearl and other animal materials to be carved, exploited...	71	9	45	8	-36%	-9%
ARTICLES OF IRON OR STEEL	445	349	44	136	-90%	-61%
Tube or pipe fittings (for example, couplings, elbows, sleeves), of iron or steel	-	-	1	2		
Household or household articles and parts thereof, of cast iron, iron or steel; steel or steel wool; epo ...	-	-	1	1		
Constructions and parts of constructions (bridges and parts of bridges, lock gates, towers, pylons, pillars, c ...	244	133	0	0	-100%	-100%
Containers for compressed or liquefied gas, of iron or steel	31	11	42	133	33%	1076%
Tanks, drums, drums, cans, boxes and similar receptacles, for all materials (except co ...	1	0	-	-	-100%	-100%
Tubes, pipes and hollow profiles, seamless, of iron or steel	169	204	-	-	-100%	-100%
PAPER AND PAPERBOARD; ARTICLES OF PAPER PULP, OF PAPER OR OF PAPERBOARD	7	2	-	-	-100%	-100%
Paper and paperboard, uncoated or coated, of a kind used for writing, printing or other graphic purposes...	7	2	-	-	-100%	-100%
NATURAL OR CULTURED PEARLS, PRECIOUS OR SIMILAR STONES, PRECIOUS METALS, METALS CLAD WITH PRECIOUS METALS AND...	23	8	-	-	-100%	-100%
Waste and scrap of precious metal or of metal clad with precious metal; other waste and scrap containing precious metal ...	23	8	-	-	-100%	-100%
LEAD AND ARTICLES THEREOF	974	541	1,190	505	22%	-7%
Unwrought lead	974	541	1,190	505	22%	-7%
PREPARED FEATHERS AND DOWN AND ARTICLES MADE OF FEATHERS OR OF DOWN; ARTIFICIAL FLOWERS; ARTICLES OF HAIR ...	79	179	11	35	-86%	-80%
Wigs, beards, eyebrows, eyelashes, locks and the like of hair, animal hair or textile materials; works in ...	79	179	11	35	-86%	-80%
FISH AND CRUSTACEANS, MOLLUSCS AND OTHER AQUATIC INVERTEBRATES	20	28	45	65	125%	134%
Crustaceans, whether or not in shell, live, fresh, chilled, frozen, dried, salted or in brine; crustaceans, even dec ...	20	28	45	65	124%	133%
Dried, salted or in brine fish; smoked fish, whether or not cooked before or during smoking; flour, powders and ag ...	-	-	0	0		
POWDERS AND EXPLOSIVES; PYROTECHNICAL ARTICLES; MATCHES; PYROPHORIC ALLOYS; FLAMMABLE MATERIALS...	501	670	-	-	-100%	-100%
Prepared explosives, other than propellant powders	501	670	-	-	-100%	-100%
PREPARATIONS OF CEREALS, FLOUR, STARCH OR MILK; PASTRYCOOKS' PRODUCTS	1,192	222	1,291	384	8%	73%
Malt extracts; food preparations of flour, groats, semolina, starches, starches or malt extracts, do not ...	112	63	346	247	208%	290%
Cassava bread	1,038	153	848	107	-18%	-30%
Pasta, whether or not cooked or stuffed (with meat or other substances) or otherwise prepared, such as...	20	3	47	5	130%	82%
Cereal-based products obtained by blowing or roasting (e.g. corn flakes); cereals (other than m ...	-	-	1	1		
Bakery, pastry or biscuit products, whether or not containing added cocoa; hosts, empty seals ...	-	-	24	19		
Tapioca and its substitutes prepared to share starch, in the form of flakes, lumps, pearl grains, screenings or...	21	3	24	6	16%	95%
MISCELLANEOUS EDIBLE PREPARATIONS	361	546	492	713	36%	31%
Food preparations not elsewhere specified or included	40	56	-	-	-100%	-100%
Sauces and preparations thereof; mixed condiments and mixed seasonings; mustard flour and meal and prepared mustard	54	29	83	143	55%	387%
Preparations for soups, broths or broths; prepared soups, broths or broths; food preparations co ...	267	461	409	570	53%	24%
PREPARATIONS OF VEGETABLES, FRUIT, NUTS OR OTHER PARTS OF PLANTS	336	43	135	60	-60%	40%
Other vegetables prepared or preserved otherwise than by vinegar or acetic acid, not frozen, other than p...	91	11	40	12	-56%	8%
Jams, jellies, marmalades, purees and fruit pastes, obtained by cooking, with or without added sugar or ...	-	-	4	4		
Fruits and other edible parts of plants, otherwise prepared or preserved, with or without added sugar or...	9	6	7	1	-14%	-75%
Fruit (including grape must) or vegetable juices, unfermented, without added alcohol, with or without ad...	237	26	28	20	-88%	-22%

Products	Jan- March 2024		Jan- March 2025		Variation weight	Variation value
	Quantity (t)	Fob Value (M.CFAF)	Quantity (t)	Fob Value (M.CFAF)		
Tomatoes prepared or preserved otherwise than by vinegar or acetic acid	-	-	55	23		
CERAMIC PRODUCTS	-	-	3362	519		
Tiles and slabs for paving or covering, of ceramic; cubes, dice and similar articles for mosaics, of ...	-	-	3362	519		
INORGANIC CHEMICALS; INORGANIC OR ORGANIC COMPOUNDS OF PRECIOUS METALS, RADIOACTIVE ELEMENTS, ...	19	14	5	21	-73%	57%
Chlorides, chloride oxides and chloride hydroxides; bromides and bromide oxides; iodides and iodide oxides	4	8	-	-	-100%	-100%
Hypochlorites; commercial calcium hypochlorite; chlorites; hypobromites	15	6	-	-	-100%	-100%
Phosphinates (hypophosphites), phosphonates (phosphites) and phosphates; polyphosphates, chemically de ...	-	-	5	21		
ORGANIC CHEMICALS	-	-	2	1		
Acyclic alcohols and their halogenated, sulphonated, nitrated or nitrosated derivatives	-	-	0	1		
Quaternary ammonium salts and hydroxides; lecithins and other phosphoaminolipids, whether or not chemically defined	-	-	2	0		
PRODUCTS OF THE MILLING INDUSTRY; MALT; STARCHES; INULIN; WHEAT GLUTEN	230	59	245	52	7%	-12%
Starches; inulin	64	24	69	20	7%	-17%
Cereal flours other than of wheat or meslin	13	2	5	1	-62%	-39%
Flour, meal and powder of the dried leguminous vegetables of heading 0713, of sago or of roots or tubers of heading 0714...	153	33	171	31	12%	-6%
MISCELLANEOUS CHEMICAL PRODUCTS	175	72	1,770	1,017	911%	1318%
Industrial monocarboxylic fatty acids; acid oils from refining; industrial fatty alcohols ...	147	68	1,407	789	855%	1065%
Activated carbon; activated natural mineral materials; animal black, including exhausted animal black ...	-	-	30	5		
Insecticides, rodents, fungicides, herbicides, germination inhibitors and growth regulators for plants	-	-	4	36		
Prepared binders for foundry molds or cores; chemicals and preparations of the chemical or chemical industries.	28	4	329	188	1088%	5056%
Composite organic solvents and thinners, not elsewhere specified or included; preparations designed to remove ...	0	0	0	0	1%	-11%
NUCLEAR REACTORS, BOILERS, MACHINERY AND MECHANICAL APPLIANCES; PARTS THEREOF	818	2,479	183	522	-78%	-79%
Weighing apparatus and instruments, including scales and scales for checking machined parts, but excluding...	2	3	-	-	-100%	-100%
Laboratory apparatus, devices or equipment, whether or not electrically heated (excluding ovens and other...	0	0	-	-	-100%	-100%
Taps, valves and similar devices for pipes, boilers, tanks, vats or similar containers...	-	-	9	110		
Other earthmoving, levelling, stripping, excavating, compacting, extracting or drilling machines and equipment.	0	3	51	73	33233%	2333%
Other engines and motors	4	62	1	8	-77%	-86%
Bigues; cranes and blondes; overhead cranes, unloading or handling gantries, crane bridges, trolleys, etc.	160	121	-	-	-100%	-100%
Dozers (bulldozers), bias dozers (angledozers), graders, scrapers, mechanical shovels, excavate ...	346	599	-	-	-100%	-100%
Centrifuges, including centrifugal dryers; filtering or purifying machinery and apparatus, for liquids or gases	5	18	-	-	-100%	-100%
Foundry frame; bottom plates for molds; models for molds; molds for metals (other than lingo ...	-	-	14	89		
Metalloplastic seals; sets or assortments of gaskets of different composition presented in pouches, envelopes, etc.	-	-	0	0		
Forging or stamping machines (including presses), sheep, hammers and swifts for the work of...	8	210	-	-	-100%	-100%
Machines (including slide-type machining units) for drilling, boring, milling, threading or tapping metals by...	13	59	-	-	-100%	-100%
Dish washing machines; machines and apparatus for cleaning or drying bottles or other containers.	106	262	-	-	-100%	-100%
Machines and apparatus (other than machines of heading 8450) for washing, cleaning, spinning, drying, ...	-	-	11	7		
Machines and apparatus for sorting, screening, separating, washing, crushing, crushing, mixing or mixing soil, stones, etc.	86	337	-	-	-100%	-100%
Machines and mechanical appliances having individual functions, not specified or included elsewhere in this chapter	39	411	5	1	-86%	-100%
Machines and apparatus for the manufacture of pulp of fibrous cellulosic materials or for the manufacture or...	-	-	1	4		
Machines and apparatus for air conditioning comprising a motor-driven fan and specific devices...	-	-	50	10		

Products	Jan- March 2024		Jan- March 2025		Variation weight	Variation value
	Quantity (t)	Fob Value (M.CFAF)	Quantity (t)	Fob Value (M.CFAF)		
Pneumatic, hydraulic or motor tools (electric or non-electric) incorporated, for use by hand ...	2	15	-	-	-100%	-100%
Parts and accessories (other than cases, covers and the like) recognizable as being exclusively accept...	8	1	18	8	136%	769%
Parts suitable for use solely or principally with the machinery of headings 8425 to 8	18	59	20	10	9%	-83%
Air or vacuum pumps, compressors for air or other gases and fans; extractor hoods or recycling...	8	96	-	-	-100%	-100%
Pumps for liquids, whether or not fitted with a measuring device; liquid elevators	1	44	1	19	-33%	-58%
Refrigerators, freezer-conservators and other equipment, machines and apparatus for producing cold, ...	8	5	-	-	-100%	-100%
Turbojets, turbopropellers and other gas turbines	3	173	2	182	-25%	5%
RESIDUES AND WASTE FROM THE FOOD INDUSTRIES; PREPARED ANIMAL FODDER	-	-	0	0		
Flours, powders and agglomerates in the form of pellets, meat, offal, fish or crustaceans, molluscs, etc.	-	-	0	0		
SOAPS, ORGANIC SURFACE AGENTS, LAUNDRY PREPARATIONS, LUBRICANT PREPARATIONS,...	19	10	25	33	31%	232%
Organic surfactants (other than soaps); surfactant preparations, laundry preparations (incl.	18	9	10	3	-42%	-65%
Lubricating preparations (including cutting oils, preparations for releasing nuts, preparations, etc.	0	0	-	-	-100%	-100%
Soaps; organic surfactant products and preparations for use as soap, bars, bars, pieces or ...	1	0	14	30	1123%	8925%
SALT; SULPHUR; EARTHS AND STONE; PLASTERING MATERIALS, LIME AND CEMENT	15	1	561	35	3588%	6355%
Other clays (excluding expanded clays of heading 6806), andalusite, kyanite, sillimanite, whether or not calcined;...	-	-	6	2		
Hydraulic cements (including unpulvered cements known as "clinkers"), whether or not coloured	-	-	540	31		
Kaolin and other kaolinic clays, whether or not calcined	15	1	14	2	-5%	184%
Salt (including prepared table salt and denatured salt) and pure sodium chloride, even in aqueous solution ...	-	-	1	0		
SUGARS AND SUGAR CONFECTIONERY	365	648	362	622	-1%	-4%
Sugar confectionery (including white chocolate), not containing cocoa	365	648	362	622	-1%	-4%
TOBACCO AND MANUFACTURED TOBACCO SUBSTITUTES	81	95	35	41	-57%	-56%
Unmanufactured tobacco; tobacco refuse	81	95	35	41	-57%	-56%
VEHICLES AND EQUIPMENT FOR RAILWAY OR SIMILAR TRACKS AND THEIR PARTS; MECHANICAL DEVICES ...	106	37	-	-	-100%	-100%
Frames & containers	106	37	-	-	-100%	-100%
GLASS AND GLASSWARE	-	-	4	0		
Carboys, bottles, flasks, jars, jars, tubular packaging, ampoules and other transport containers or...	-	-	4	0		
ARTICLES OF APPAREL AND CLOTHING ACCESSORIES, NOT KNITTED OR CROCHETED	4	90	0	0	-99%	-100%
Women's or girls' blouses, shirts and shirt-blouses	-	-	0	0		
Tracksuits, ski suits and swimwear, knitted or crocheted	4	90	-	-	-100%	-100%
CLOTHING AND CLOTHING ACCESSORIES, KNITTED	-	-	0	7		
T-shirts, singlets and other vests, knitted or crocheted	-	-	0	7		
VEHICLES OTHER THAN RAILWAY OR TRAMWAY ROLLING STOCK, AND PARTS AND ACCESSORIES...	371	1,144	26	74	-93%	-94%
Tanks and other armoured fighting vehicles, motorised, whether or not fitted with weapons, and parts of such vehicles	77	38	-	-	-100%	-100%
Parts and accessories of the motor vehicles of headings 8701 to 8705	41	16	1	2	-98%	-86%
Trailers and semi-trailers for all vehicles; other non-motor vehicles; their parts ...	8	10	-	-	-100%	-100%
Tractors (other than tractors of heading 8709)	19	15	15	11	-21%	-28%
Special(purpose motor vehicles, other than those primarily designed for the transport of persons or ...	6	67	-	-	-100%	-100%
Motor vehicles for the transport of ten or more persons, including the driver	193	911	-	-	-100%	-100%
Vehicles used for cargo transport	23	22	-	-	-100%	-100%
Tourism vehicles	6	64	10	61	66%	-5%

Source: CNSC

3.2. Inbound traffic per product

Products	Jan- March 2024		Jan- March 2025		Variation weight	Variation value
	Quantity (t)	Fob Value (M.CFAF)	Quantity (t)	Fob Value (M.CFAF)		
ALUMINIUM AND ARTICLES THEREOF	2,707	5,580	9,544	35,791	253%	541%
Aluminium tube or pipe fittings (for example, couplings, elbows, sleeves)	-	-	22	13		
Unwrought aluminium	-	-	15	5		
Household or household economy, hygiene or toilet articles and parts thereof, of aluminium; sponges, tor ...	-	-	122	63		
Other aluminium articles	13	39	170	316	1246%	714%
Aluminium bars, rods and profiles	153	168	300	254	96%	51%
Constructions and parts of constructions (bridges and elements of bridges, towers, pylons, pillars, columns, framework ...	12	43	311	766	2499%	1670%
Sheets and thin strips of copper (whether or not printed or fixed on paper, cardboard, plastics or similar substrates).	65	643	210	747	226%	16%
Aluminium wire	6	5	-	-	-100%	-100%
Articles of aluminium, n.e.s.	-	-	13	3		
Aluminium containers for compressed or liquefied gas	-	-	3	18		
Aluminum tanks, drums, drums, cans, cans and similar receptacles (including tubular cases ri...	51	153	160	529	215%	245%
Aluminium plates, sheets and strip, of a thickness exceeding 0,2 mm	785	1,126	2,653	4,108	238%	265%
Stranded wire, cables, plaited bands and the like, of aluminium, not electrically insulated	1,623	3,402	5,549	28,945	242%	751%
Aluminium tubes and pipes	-	-	17	23		
ARMS AND AMMUNITION; PARTS AND ACCESSORIES THEREOF	111	356	175	649	58%	83%
Bombs, grenades, torpedoes, mines, missiles, cartridges and other ammunition and projectiles, and parts thereof, including...	111	356	175	649	58%	83%
Cars & Second-hand goods	19,205	7,680	4,771	3,305	-75%	-57%
OTHER MADE-UP TEXTILE ARTICLES; SETS; WORN CLOTHING AND WORN TEXTILE ARTICLES; RAGS	17,302	5,404	25,464	19,430	47%	260%
Second-hand goods	16,363	4,528	16,591	5,688	1%	26%
Other made-up articles, including dress patterns	22	91	129	338	498%	271%
Other furnishing articles, excluding those of heading 9404	-	-	6525	11,544		
Tarpaulins and awnings; tents; sails for boats, windsurfers or sand yachts; camp items ...	62	56	80	106	29%	90%
Rags, twines, ropes and ropes, of textile materials, in the form of waste or end-of-life articles, etc.	43	12	272	12	535%	2%
Blankets and travelling rugs	11	2	276	179	2384%	7864%
Bedlinen, table linen, toilet linen and kitchen linen	14	30	371	132	2643%	343%
Packaging bags and sachets	787	680	1,115	1,376	42%	102%
Curtains (including drapes) and interior blinds; curtain or bed valances	0	5	105	55	48196%	1051%
OTHER VEGETABLE TEXTILE FIBRES; PAPER YARN AND WOVEN FABRICS OF PAPER YARN	1,765	249	522	182	-70%	-27%
Coconut, abaca (Manila hemp or Musa textilis Nee), ramie and other vegetable textile fibres not specified or c...	1724	238	490	169	-72%	-29%
Jute and other bast textile fibers (excluding flax, hemp and ramie), unworked or processed m...	-	-	18	11		
Flax, raw or worked but not spun; flax tow and waste (including yarn waste and garnetted stock)...	41	10	14	1	-65%	-86%

Products	Jan- March 2024		Jan- March 2025		Variation weight	Variation value
	Quantity (t)	Fob Value (M.CFAF)	Quantity (t)	Fob Value (M.CFAF)		
OTHER BASE METALS; CERMETS; ARTICLES THEREOF	1	8	-	-	-100%	-100%
Cobalt mattes and other intermediate products of cobalt metallurgy; cobalt and articles thereof, including ...	1	8	-	-	-100%	-100%
WOOD AND ARTICLES OF WOOD; WOOD CHARCOAL	97	116	708	220	632%	89%
Tableware and kitchenware, of wood	10	17	17	7	74%	-56%
Other articles of wood	-	-	14	10		
Wood (including strips and friezes for parquet flooring, not assembled) continuously shaped (tongued, grooved, rebated, chamfered, V-jointed, ...)	-	-	1	0		
Wood in the rough, whether or not stripped of bark or sapwood, or roughly squared	-	-	361	50		
Plywood, veneered panels and similar laminated wood	-	-	197	62		
Inlaid wood and inlaid wood; boxes, cases and cases for jewelery or silversmith's work and similar works, and ...	0	7	6	2	1647%	-77%
Sawn wood or cut lengthwise, sliced or unrolled, whether or not planed, sanded or glued by assembly in wood...	-	-	6	4		
Wooden frames for paintings, photographs, mirrors or similar objects	-	-	8	2		
Cases, boxes, crates, cylinders and similar packaging, of wood; drums (reels) for cables, of wood;...	50	36	1	2	-98%	-95%
Casks, vats, tubs and other cooperage and parts thereof, of wood, including staves ...	-	-	0	0		
Tools, tool holders and handles, brush holders, broom or brush handles, of wood; forms, hiring ...	2	9	0	0	-99%	-98%
Joinery and structural parts for construction, including cellular panels, panels with...	34	47	72	74	110%	59%
Fibreboard of wood or other ligneous materials, whether or not bonded with resins or other organic substances	-	-	24	4		
Particle boards, so-called "oriented strand board" (OSB) and similar panels (for example "waferbo ...)	-	-	2	1		
BEVERAGES, SPIRITS AND VINEGAR	13,658	9,098	19,793	12,637	45%	39%
Undenatured ethyl alcohol of an alcoholic strength by volume of 80% vol. or more; ethyl alcohol and spirits ...	8,801	4,798	12,861	7,254	46%	51%
Undenatured ethyl alcohol of an alcoholic strength by volume of less than 80% vol.; eaux-de-vie, liqueurs and other ...	839	1,677	1,080	1,241	29%	-26%
Other fermented drinks (cider, perry, mead, sake, for example); mixtures of fermented drinks and mixtures ...	-	-	42	6		
Malt beers	-	-	935	500		
Waters, including mineral waters and aerated waters, containing added sugar or other sweetening matter or flavouring...	1,268	324	751	314	-41%	-3%
Waters, including natural or artificial mineral waters and aerated waters, not containing added sugar or...	-	-	7	12		
Vermouths and other wines of fresh grapes prepared using plants or aromatic substances...	19	37	17	10	-9%	-73%
Edible vinegars and vinegar substitutes obtained from acetic acid	-	-	9	4		
Wine of fresh grapes, including fortified wines; grape must, other than that of heading 2009...	2,633	1,869	4,091	3,297	55%	76%
COCOA AND COCOA PREPARATIONS	107	214	192	439	80%	105%
Chocolate and other food preparations containing cocoa	60	125	148	294	148%	134%
Cocoa powder, not containing added sugar or other sweetening matter	47	88	44	145	-7%	64%
COFFEE, TEA, MATÉ AND SPICES	3	6	21	58	539%	846%
Coffee, whether or not roasted or decaffeinated; coffee husks and husks; coffee substitutes containing coffee, whatever ...	2	2	4	7	153%	295%
Ginger, saffron, turmeric (curcuma), thyme, bay leaves, curry and other spices	2	4	5	6	218%	40%
Tea and flavoured infusions	-	-	10	45		
Vanilla	-	-	1	0		



Products	Jan- March 2024		Jan- March 2025		Variation weight	Variation value
	Quantity (t)	Fob Value (M.CFAF)	Quantity (t)	Fob Value (M.CFAF)		
RUBBER AND ARTICLES THEREOF	6,496	6,902	8,585	9,259	32%	34%
Hygiene or pharmaceutical articles (including pacifiers), of vulcanized rubber, uncured, whether or not with parts made of ...	17	79	130	564	665%	612%
Other forms (for example, rods, tubes and profile shapes) and articles (for example, discs and rings), of unvulcanised rubber	15	28	0	0	-98%	-100%
Other articles of vulcanised rubber other than hard rubber	42	194	180	334	326%	72%
Hard rubber (for example, ebonite) in all forms, including waste and scrap; articles of hard rubber	-	-	0	0		
Synthetic and artificial rubber for rubber derived from oils, in primary forms or in plates, sheets, etc.	76	34	95	55	25%	61%
Inner tubes, of rubber	12	26	119	82	888%	210%
Conveyor or transmission belts or belting, of vulcanised rubber	11	41	50	159	363%	291%
Waste, debris and parings of uncured rubber, whether or not reduced to powder or granules	-	-	27	2		
Plates, sheets, strip, rods and profile shapes, of vulcanised rubber other than hard rubber	4	9	2	7	-51%	-30%
New pneumatic tyres, of rubber	5,986	6,049	6,906	7,224	15%	19%
Retreaded or used pneumatic tyres of rubber; solid or cushion tyres, tyre treads and tyre flaps, of rubber	277	58	913	207	229%	259%
Tubes, pipes and hoses, of vulcanised rubber other than hard rubber, with or without their fittings (for example, joints, elbows, flanges)	27	307	24	334	-12%	9%
Clothing and clothing accessories (including gloves, mittens and mittens) of uncured vulcanized rubber,...	28	76	138	292	396%	283%
CEREALS	524,670	130,519	523,550	114,447	0%	-12%
Wheat and meslin	256,152	42,922	265,945	42,868	4%	0%
Maize (corn)	22420	2,960	27,353	4,603	22%	55%
Rice	246,099	84,637	229,703	66,826	-7%	-21%
Grain sorghum	-	-	548	150		
FOOTWEAR, GAITERS AND THE LIKE; PARTS OF SUCH ARTICLES	1,900	1,395	4,007	1,623	111%	16%
Other footwear	-	-	119	224		
Other footwear with outer soles and uppers of rubber or plastics	708	224	2,022	540	185%	141%
Footwear with outer soles of rubber, plastics, leather or composition leather and uppers of leather	72	460	371	497	414%	8%
Footwear with outer soles of rubber, plastics, leather or composition leather and uppers of leather	21	50	130	49	514%	0%
Impervious footwear with outer soles and uppers of rubber or plastics, the uppers of which have not been ...	2	5	8	43	290%	737%
Parts of footwear (including uppers whether or not attached to soles other than outer soles); sole...	-	-	1357	270		
HEADGEAR AND PARTS THEREOF	19	94	43	155	122%	66%
Other headgear, whether or not lined or trimmed	10	44	14	71	39%	61%
Strips for interior trim, caps, headgear covers, carcasses, visors and chin straps for headgear ...	-	-	12	18		
Hats and other headgear, knitted or made with lace, felt or other t ...	9	50	17	66	84%	33%
MINERAL FUELS, MINERAL OILS AND PRODUCTS OF THEIR DISTILLATION; BITUMINOUS SUBSTANCES; MINERAL WAXES...	284,062	141,358	449,571	191,118	58%	35%
Bitumen and asphalts, natural; oil shale and sands; asphaltites and asphaltic rocks ...	-	-	48	20		
Pitch and pitch coke, obtained from coal tar or from other mineral tars	2815	1,497	821	408	-71%	-73%
Petroleum coke, petroleum bitumen and other residues of petroleum oils or of bituminous minerals...	22,444	5,350	8,979	2,645	-60%	-51%
Electric energy	-	-	6	210		

Products	Jan- March 2024		Jan- March 2025		Variation weight	Variation value
	Quantity (t)	Fob Value (M.CFAF)	Quantity (t)	Fob Value (M.CFAF)		
Petroleum gases and other gaseous hydrocarbons	11,869	6,208	20,568	8,389	73%	35%
Coal; briquettes, pellets and similar solid fuels obtained from hard coal...	200	42	17	18	-91%	-56%
Petroleum oils or oils obtained from bituminous minerals, other than crude oils; preparations not specified or included ...	246,456	128,064	418,353	179,048	70%	40%
Oils and other products of the distillation of high temperature coal tar; analog products ...	44	35	356	177	710%	412%
Bituminous mixtures based on natural asphalt or bitumen, petroleum bitumen, mineral tar or pitch ...	106	56	390	176	267%	215%
Vaseline; paraffin, microcrystalline petroleum wax, slack wax, ozokerite, lignite wax, peat wax, other ...	128	107	34	26	-74%	-76%
COTTON	384	115	883	184	130%	60%
Cotton, not carded or combed	-	-	75	26		
Cotton sewing thread, whether or not put up for retail sale	-	-	1	0		
Cotton yarn (other than sewing thread), containing less than 85 % by weight of cotton, not put up for retail sale	-	-	1	5		
Woven fabrics of cotton, containing 85 % or more by weight of cotton, weighing more than 200 g/m ²	-	-	2	15		
Woven fabrics of cotton, containing 85 % or more by weight of cotton, weighing not more than 200 g/m ²	360	36	401	91	12%	151%
Woven fabrics of cotton, containing less than 85 % by weight of cotton, mixed mainly or solely with man-made fibres, ...	-	-	61	5		
Woven fabrics of cotton, containing less than 85 % by weight of cotton, mixed mainly or solely with man-made fibres, ...	24	79	342	42	1333%	-47%
COPPER AND ARTICLES THEREOF	61	391	214	616	253%	57%
Copper tube or pipe fittings (for example, couplings, elbows, sleeves)	2	60	15	11	694%	-82%
Household or household economy, hygiene or toilet articles and parts thereof, of copper; sponges, tor ...	2	62	43	11	2202%	-82%
Other articles of copper	-	-	4	5		
Copper bars, rods and profiles	-	-	9	127		
Copper wire	31	146	9	145	-72%	-1%
Spikes, nails, tacks, pointed crampons and similar articles, of copper or with shank of iron or steel and ...	-	-	18	10		
Copper sheets and strip, of a thickness exceeding 0.15 mm	-	-	0	5		
Stranded wire, cables, plaited bands and the like, of copper, not electrically insulated	4	26	116	302	3060%	1076%
Copper tubes and pipes	22	97	-	-	-100%	-100%
PERSONAL EFFECTS	843	337	2,709	835	222%	148%
FERTILISERS	91,722	21,787	68,534	17,867	-25%	-18%
Fertilizers of animal or vegetable origin, whether or not mixed together or chemically treated; fertilizer resulting from the mixture ...	-	-	66	67		
Mineral or chemical nitrogen fertilizers	39,011	8,345	23,182	3,688	-41%	-56%
Mineral or chemical fertilizers containing two or three of the nutrients: nitrogen, phosphorus and potassium; others ...	34,355	10,666	27,359	10,933	-20%	2%
Mineral or chemical fertilisers, potassic	18,356	2,776	17,927	3,178	-2%	15%
KNITTED OR CROCHETED FABRICS	2	0	56	11	2227%	7369%
Other knitted or crocheted fabrics	2	0	56	11	2227%	7369%
TANNING OR DYING EXTRACTS; TANNINS AND THEIR DERIVATIVES; PIGMENTS AND OTHER COLORING MATERIALS; PAINTS AND WORM ...	4,642	2,350	5,537	3,344	19%	42%

Products	Jan- March 2024		Jan- March 2025		Variation weight	Variation value
	Quantity (t)	Fob Value (M.CFAF)	Quantity (t)	Fob Value (M.CFAF)		
Other colouring matter; preparations referred to in note 3 to this chapter, other than those of heading 3203, 3204 ...	324	451	800	865	147%	92%
Other paints and varnishes; prepared water pigments of a kind used for finishing leather ...	2	8	98	18	4085%	132%
Colors for artistic painting, teaching, painting signs, modifying shades, entertaining ...	67	60	211	142	214%	137%
Printing inks, writing or drawing inks and other inks, whether or not concentrated or in solid form ...	70	217	106	270	51%	24%
Glazier's putty, resin cements and other putties; coatings used in painting; non-refractory plasters of ...	985	314	451	232	-54%	-26%
Colouring matter of vegetable or animal origin (including dye extracts, but excluding blacks ...	20	68	9	122	-55%	79%
Synthetic organic colouring matter, whether or not chemically defined; preparations referred to in note 3...	113	233	58	76	-49%	-68%
Paints and varnishes based on synthetic polymers or modified natural polymers, dispersed or dissolved in a...	392	107	301	120	-23%	12%
Paints and varnishes based on synthetic polymers or modified natural polymers, dispersed or dissolved in a...	130	340	165	257	27%	-25%
Pigments (including metallic powders and flakes) dispersed in non-aqueous media, in liquid form, etc.	16	67	24	12	47%	-82%
Pigments, opacifiers and prepared colours, vitrifiable compositions, engobes, liquid glosses and preparations similar ...	2,493	408	3,314	1,232	33%	202%
Prepared driers	29	78	-	-	-100%	-100%
MAN-MADE STAPLE FIBRES	755	1,315	1,266	1,759	68%	34%
Other woven fabrics of synthetic staple fibres	-	-	30	6		
Artificial filament tow	1	32	-	-	-100%	-100%
Synthetic filament tow	90	173	883	1,561	879%	803%
Waste of man-made fibres (including noil, yarn waste and garnetted stock)...	-	-	33	57		
Synthetic staple fibres, carded, combed or otherwise processed for spinning	1	2	-	-	-100%	-100%
Synthetic staple fibres, not carded, combed or otherwise processed for spinning ...	662	1,109	136	70	-79%	-94%
Sewing thread of man-made staple fibres, whether or not put up for retail sale...	-	-	25	21		
Yarn (other than sewing thread) of synthetic staple fibres, not put up for retail sale	-	-	27	26		
Yarn (other than sewing thread) of man-made staple fibres, put up for retail sale	-	-	20	2		
Woven fabrics of synthetic staple fibres containing 85% or more by weight of synthetic staple fibres...	-	-	106	14		
Woven fabrics of synthetic staple fibres containing 85% or less by weight of synthetic staple fibres blended with...	-	-	7	3		
MAN-MADE FILAMENTS; STRIP AND THE LIKE OF MAN-MADE TEXTILE MATERIALS	603	158	1,998	594	231%	275%
Sewing thread of man-made filaments, whether or not put up for retail sale ...	91	15	33	10	-64%	-30%
Synthetic filament yarn (other than sewing thread), not put up for retail sale, including ...	-	-	0	0		
Synthetic filament yarn (other than sewing thread), not put up for retail sale, including ...	1	5	76	89	6642%	1862%
Synthetic monofilament of 67 decitex or more and of which the greatest dimension of the cross-section does not exceed...	-	-	6	22		
Woven fabrics of artificial filament yarn, including woven fabrics obtained from materials of heading 5405	-	-	62	8		
Woven fabrics of synthetic filament yarn, including woven fabrics obtained from products of heading 5404...	511	139	1,820	465	256%	234%
CAST IRON, IRON AND STEEL	74,281	28,061	105,268	36,702	42%	31%
Stainless steel in ingots or other primary forms; semi-finished products of stainless steel	-	-	2	8		
Other bars and rods of iron or non-alloy steel	3	12	4	12	22%	-1%
Bars of iron or non-alloy steel, simply forged, hot-rolled or extruded, as well as those which have undergone ...	-	-	11	37		

Products	Jan- March 2024		Jan- March 2025		Variation weight	Variation value
	Quantity (t)	Fob Value (M.CFAF)	Quantity (t)	Fob Value (M.CFAF)		
Other bars and rods of stainless steel; angles, shapes and sections of stainless steel	3	19	24	114	702%	511%
Bars and sections of other alloy steel; hollow bars for drilling in alloyed or non-alloyed steels ...	6	15	450	184	7010%	1158%
Ferrous waste and scrap; remelting scrap ingots of iron or steel...	-	-	28	1		
Semi-finished products of iron or non-alloy steel	48,330	16,618	64,500	20,104	33%	21%
Ferro-alloys	733	462	1,507	944	106%	105%
Wire of other alloy steel	5	3	13	20	148%	661%
Wire of iron or non-alloy steel	208	200	1,622	748	679%	274%
Granules and powders, of pig iron, spiegeleisen, iron or steel	2	11	21	9	1220%	-14%
Flat-rolled products of stainless steel, of a width of 600 mm or more	439	281	34	16	-92%	-94%
Flat-rolled products of stainless steel, of a width of less than 600 mm	-	-	0	0		
Flat-rolled products of other alloy steel, of a width of 600 mm or more	65	65	133	202	104%	209%
Flat-rolled products of iron or non-alloy steel, of a width of 600 mm or more, hot-rolled, not clad, plated...	14976	5,780	7,786	2,999	-48%	-48%
Flat-rolled products of iron or non-alloy steel, of a width of 600 mm or more, cold-rolled, not clad, plated...	-	-	9485	3,264		
Flat-rolled products of iron or non-alloy steel, of a width of 600 mm or more, plated or coated...	2,885	1,580	11,988	4,875	316%	209%
Flat-rolled products of iron or non-alloy steel, of a width of less than 600 mm, not clad, plated or coated...	1576	604	691	233	-56%	-61%
Flat-rolled products of iron or non-alloy steel, of a width of less than 600 mm, clad, plated or coated...	3	3	251	145	9331%	4386%
Sections of iron or non-alloy steel	4,798	2,318	6,719	2,788	40%	20%
EDIBLE FRUITS; PEEL OF CITRUS FRUITS OR MELONS	24,874	442	4,035	824	-84%	87%
Apricots, cherries, peaches (including nectarines), plums and sloes, fresh	-	-	2	0		
Citrus fruits, fresh or dried	238	38	683	214	187%	469%
Other fruits, fresh	-	-	10	0		
Dates, figs, pineapples, avocados, guavas, mangoes and mangosteens, fresh or dried	-	-	60	32		
Fruit and nuts, uncooked or cooked by steaming or boiling in water, frozen, whether or not containing added sugar or other sweetening matter...	-	-	3	5		
Apples, pears and quinces, fresh	24,186	323	2,917	476	-88%	47%
Grapes, fresh or dried	179	37	359	97	101%	161%
GUMS, RESINS AND OTHER VEGETABLE SUKS AND EXTRACTS	45	719	119	718	162%	0%
Vegetable saps and extracts; pectics, pectinates and pectates; agar-agar and other mucilages and thickeners ...	45	719	119	718	162%	0%
OILSEEDS AND OIL FRUITS; MISCELLANEOUS SEEDS, SEEDS AND FRUITS; INDUSTRIAL OR MEDICINAL PLANTS; STRAWS AND ...	6	72	184	1,148	3222%	1485%
Other oil seeds and oleaginous fruits, whether or not broken	4	67	-	-	-100%	-100%
Carobs, seaweed, sugar beets and cane sugar, fresh, chilled, frozen or dried, whether or not pulverized ...	-	-	3	38		
Hop cones, fresh or dried, whether or not crushed, ground or in the form of pellets; lupulin	1	6	1	5	1%	-17%
Flours and meals of oil seeds or oleaginous fruits, other than those of mustard	-	-	94	34		
Linseed, whether or not broken	-	-	7	1		
Sunflower seeds, whether or not broken	-	-	8	1		
Seeds, fruit and spores for sowing	-	-	58	1,065		
Plants, parts of plants, seeds and fruits of species used mainly in perfumery, medicine or ...	-	-	14	4		

Products	Jan- March 2024		Jan- March 2025		Variation weight	Variation value
	Quantity (t)	Fob Value (M.CFAF)	Quantity (t)	Fob Value (M.CFAF)		
ANIMAL OR VEGETABLE FATS AND OILS; PRODUCTS OF THEIR DISSOCIATION; PREPARED DIETARY FATS; WAXES ...	11,749	6,588	10,386	7,153	-12%	9%
Other fixed vegetable fats and oils (including jojoba oil) and their fractions, whether or not refined, but not...	-	-	116	91		
Vegetable waxes (other than triglycerides), beeswax, other insect waxes and spermaceti, whether or not refined or coloured	4	9	-	-	-100%	-100%
Pig fat (including lard) and poultry fat, other than that of heading 0209 or 1503	-	-	0	0		
Animal or vegetable fats and oils and their fractions, partially or totally hydrogenated, interesterified ...	47	30	70	72	49%	136%
Palm oil and its fractions, whether or not refined, but not chemically modified	8,464	4,994	6,788	4,870	-20%	-2%
Soya-bean oil and its fractions, refined or not, but not chemically modified	59	50	-	-	-100%	-100%
Olive oil and its fractions, whether or not refined, but not chemically modified	-	-	4	2		
Sunflower, safflower or cotton-seed oils and their fractions, whether or not refined, but not chemically modified ...	385	220	859	564	123%	156%
Margarine; food mixtures or preparations of animal or vegetable fats or oils or of fractions of ...	2,791	1,285	2,548	1,554	-9%	21%
CLOCKS AND WATCHES AND PARTS THEREOF	11	10	82	22	647%	108%
Time control devices and time counters, with clockwork movement or synchronous motor (p ...	-	-	1	0		
Other clock or watch parts	-	-	7	1		
Time switches and other devices enabling a mechanism to be triggered at a given time, fitted with a movement...	-	-	5	9		
Wristwatches, pocket watches and similar watches (including time counters of the same types), other...	1	2	-	-	-100%	-100%
Watch movements, complete and assembled	-	-	51	5		
Alarm clocks, clocks, clocks and similar horological appliances, with non-watch movement ...	10	8	18	7	80%	-20%
ESSENTIAL OILS AND RESINOIDS; PERFUMERY OR TOILET PRODUCTS PREPARED AND COSMETIC PREPARATIONS ...	2,022	9,003	2,175	9,126	8%	1%
Essential oils (terpeneless or not), including those called "concrete" or "absolute"; resinoids; oleores ...	-	-	16	18		
Mixtures of odoriferous substances and mixtures (including alcoholic solutions) based on one or more ...	1,844	8,664	1,859	8,175	1%	-6%
Perfumes and toilet waters	-	-	15	384		
Hair preparations	-	-	17	23		
Preparations for pre-shaving, shaving or aftershave, body deodorants, bath preparations, depi ...	35	91	39	143	13%	57%
Preparations for oral or dental hygiene, including powders and creams to facilitate the adhesion of teeth...	135	212	85	126	-37%	-41%
Prepared beauty or make-up products and preparations for maintaining or caring for the skin, other than...	8	36	144	256	1615%	617%
MUSICAL INSTRUMENTS; PARTS AND ACCESSORIES OF SUCH ARTICLES	-	-	2	0		
Parts and accessories of musical instruments (mechanisms of musical boxes, cards, discs and rolls for mechanical playing apparatus, ...	-	-	1	0		
Pianos, including automatic pianos; harpsichords and other keyboard stringed instruments	-	-	1	0		
OPTICAL, PHOTOGRAPHY OR CINEMATOGRAPHY, MEASURING, CONTROL OR PRECISION INSTRUMENTS AND APPARATUS; ...	897	3,930	2,742	9,086	206%	131%
X-ray apparatus and apparatus using alpha, beta or gamma radiation, whether or not for medical, surgical, etc.	24	30	15	104	-37%	241%
Mechanotherapy apparatus; massage apparatus; psychotechnical apparatus; ozone therapy, oxygen therapy ...	3	58	14	90	326%	55%
Apparatus and equipment for photographic or cinematographic laboratories, not elsewhere specified or included in...	-	-	4	4		
Orthopedic articles and apparatus, including medico-surgical belts and bandages and crutches; harness ,...	-	-	13	6		
Other breathing apparatus and gas masks, excluding protective masks without mechanism and...	2	19	2	73	4%	281%

Products	Jan- March 2024		Jan- March 2025		Variation weight	Variation value
	Quantity (t)	Fob Value (M.CFAF)	Quantity (t)	Fob Value (M.CFAF)		
Other counters (lap counters, production counters, taximeters, distance traveled totalizers, pedometer, etc.	1	4	1	14	98%	266%
Balances of a sensitivity of 5 cg or better, with or without weights	-	-	0	1		
Cinematographic cameras and projectors, whether or not incorporating sound recording or reproducing apparatus	-	-	33	17		
Gas, liquid or electricity meters, including meters for their calibration	116	1,635	379	3,991	226%	144%
Density meters, hydrometers, liquid scales and similar floating instruments, thermometers, pyrometers, barometers, h...	3	5	6	21	87%	307%
Liquid crystal devices not constituting articles more specifically specified elsewhere; lasers, others ...	-	-	0	4		
Optical fibers and optical fiber bundles; optical fiber cables other than those of heading 8544; pol ...	-	-	0	0		
Drawing, plotting or calculating instruments (drawing machines, pantographs, protractors, math cases, etc.	14	16	1,415	275	9727%	1591%
Instruments and devices for geodesy, topography, surveying, levelling, photogrammetry, hydrography, etc.	7	65	2	20	-79%	-68%
Instruments and apparatus for physical or chemical analyzes (polarimeters, refractometers, spectrometers, analysis, etc.	9	17	8	737	-10%	4285%
Instruments and apparatus for medicine, surgery, dentistry or veterinary art, including appliances...	432	1,469	556	1,815	29%	24%
Instruments and apparatus for measuring or controlling flow, level, pressure or other characteristics...	9	195	59	531	527%	172%
Automatic regulating or controlling instruments and apparatus	208	101	105	226	-50%	123%
Measuring or checking instruments, apparatus and machines, not specified or included elsewhere in this chapter...	3	10	85	501	3131%	4930%
Instruments, apparatus and models designed for demonstration (in education or exhibitions, for example),...	24	157	6	442	-73%	182%
Binoculars, monoculars, other optical telescopes, and mountings therefor; other astronomical instruments and ...	1	1	-	-	-100%	-100%
Lenses, prisms, mirrors and other optical elements in any material, mounted, for instruments or apparatus, ...	-	-	1	6		
Spectacles, goggles and the like, corrective, protective or other	11	73	31	84	175%	15%
Machines and apparatus for testing hardness, tension, compression, elasticity or other mechanical properties.	10	48	2	9	-78%	-81%
Compound optical microscopes, including those for photomicrography, cinephotomicrography or microprojection...	-	-	0	21		
Oscilloscopes, spectrum analyzers and other instruments and apparatus for measuring or controlling quantities ...	8	22	3	88	-66%	297%
Parts and accessories not specified or included elsewhere in this chapter, for machines, apparatus, instruments	11	3	2	4	-79%	24%
TOYS, GAMES AND SPORTS REQUISITES; PARTS AND ACCESSORIES THEREOF	65	240	392	354	504%	48%
Articles and equipment for physical culture, gymnastics, athletics, other sports (including tennis ...	10	14	224	274	2234%	1873%
Articles for parties, carnival or other entertainment, including magic articles and surprise articles ...	-	-	9	2		
Fishing rods, hooks and other articles for angling; landing nets for all purposes; lures (other ...	-	-	118	23		
Video game consoles and machines, articles for board games, including motor or motion games, ...	16	198	12	9	-21%	-95%
Roundabouts, swings, shooting galleries and other fairground amusements; travelling circuses and travelling menageries; travelling theatres	-	-	5	23		
Tricycles, scooters, pedal cars and similar wheeled toys; prams and strollers for dolls; dolls; ...	40	28	24	21	-41%	-24%
WOOL, FINE OR COARSE ANIMAL HAIR; HORSEHAIR YARN AND WOVEN FABRIC	35	16	61	62	72%	280%
Yarn of wool or of fine animal hair, put up for retail sale	-	-	16	57		
Woven fabrics of carded wool or of carded fine animal hair	-	-	45	5		
MILK AND DAIRY PRODUCTS; BIRD EGGS; NATURAL HONEY; EDIBLE PRODUCTS OF ANIMAL ORIGIN, NOT SPECIFIED ...	5,873	10,592	5,051	9,267	-14%	-13%

Products	Jan- March 2024		Jan- March 2025		Variation weight	Variation value
	Quantity (t)	Fob Value (M.CFAF)	Quantity (t)	Fob Value (M.CFAF)		
Buttermilk, curdled milk and cream, yoghurt, kephir and other fermented or acidified milk and cream, whether or not concentrated ...	-	-	69	69		
Butter and other fats and oils derived from milk; dairy spreads	19	67	33	130	73%	93%
Cheese and curd	62	190	96	260	55%	36%
Whey, whether or not concentrated or containing added sugar or other sweetening matter; products consisting of natural components...	254	187	781	489	208%	161%
Milk and cream, concentrated or containing added sugar or other sweetening matter	4,919	9,495	3,705	7,936	-25%	-16%
Milk and cream, not concentrated nor containing added sugar or other sweetening matter	620	651	368	383	-41%	-41%
EDIBLE VEGETABLES AND CERTAIN ROOTS AND TUBERS	2,374	1,175	2,452	1,059	3%	-10%
Dried leguminous vegetables, shelled, whether or not skinned or split	1,649	717	1,518	644	-8%	-10%
Vegetables provisionally preserved (e.g. with sulfur dioxide or in salted water, sulphurous or containing other substances ...	-	-	11	4		
Dried vegetables, whether or not cut into pieces or slices or crushed or ground, but not further prepared...	234	332	62	117	-73%	-65%
Vegetables (uncooked or cooked by steaming or boiling in water), frozen	-	-	59	48		
Onions, shallots, garlic, leeks and other alliaceous vegetables, fresh or chilled	232	23	439	75	89%	235%
Potatoes, fresh or chilled	260	103	361	171	39%	66%
CORK AND ARTICLES OF CORK	0	2	269	116	163014%	5542%
Agglomerated cork (with or without a binding substance) and articles of agglomerated cork	0	2	262	77	158729%	3670%
Natural cork, raw or simply prepared; waste cork; crushed, granulated or ground cork	-	-	4	6		
Articles of natural cork	-	-	3	33		
ELECTRICAL MACHINES, APPARATUS AND EQUIPMENT AND THEIR PARTS; RECORDING OR SOUND REPRODUCTION APPARATUS ...	7,904	58,611	16,074	54,061	103%	-8%
Electric accumulators, including their separators, whether or not square or rectangular	520	3,418	1,530	4,460	194%	31%
Switchgear for breaking, isolating, protection, branching, connection or connection of...	27	127	128	591	377%	364%
Switchgear for breaking, isolating, protection, branching, connection or connection of...	73	600	510	969	603%	62%
Radar apparatus, radio navigational aid apparatus and radio remote control apparatus...	14	549	25	2	80%	-100%
Transmission apparatus for radio broadcasting or television, whether or not incorporating reception apparatus or apparatus.	-	-	128	241		
Sound recording apparatus; sound reproducing apparatus; sound recording and reproducing devices...	21	58	1	1	-94%	-99%
Video recording or reproducing apparatus, whether or not incorporating a video tuner	-	-	2	9		
Electrical signaling apparatus (other than for the transmission of messages), security, control or...	-	-	51	81		
Electrical acoustic or visual signalling devices (bells, sirens, annunciator panels, device, etc.	1	6	29	163	1896%	2619%
Electric lighting or signaling apparatus (other than articles of heading 8539), windscreen wipers, defrost, etc.	10	46	70	88	627%	93%
Electromechanical appliances with incorporated electric motor, for household use, other than vacuum cleaners of heading 8508...	128	76	269	224	111%	194%
Electric ignition or starting apparatus and devices for spark-ignition or compression-ignition engines.	11	47	82	105	628%	122%
Receiving apparatus for broadcasting, whether or not combined, in the same enclosure, with a recording apparatus ...	191	60	91	25	-52%	-58%
Vacuum cleaners	-	-	1	20		



Products	Jan- March 2024		Jan- March 2025		Variation weight	Variation value
	Quantity (t)	Fob Value (M.CFAF)	Quantity (t)	Fob Value (M.CFAF)		
Electric water heaters and immersion heaters; electrical appliances for space heating, underfloor heating or for general use.	161	125	650	392	303%	212%
Electronic integrated circuits	-	-	36	501		
Electrical capacitors, fixed, variable or adjustable	0	4	-	-	-100%	-100%
Waste and scrap of primary cells, primary batteries and electric accumulators; spent primary cells and primary batteries ...	3	87	83	24	2963%	-73%
Diodes, transistors and similar semiconductor devices; photosensitive semiconductor devices, including...	624	2,092	1,840	2,130	195%	2%
Disks, tapes, non-volatile semiconductor-based data storage devices, "smart cards" ...	-	-	7	218		
Electromagnets; permanent magnets and articles intended to become permanent magnets after magnetization; trays, ...	0	3	16	46	6020%	1237%
Carbon electrodes, carbon brushes, carbon brushes for lamps or for batteries and other articles of graphite or of ...	234	332	1,128	724	383%	118%
Wires, cables (including coaxial cables) and other conductors insulated for electricity (even painted or oxidized ...	903	6,576	1,755	6,386	94%	-3%
Industrial or laboratory electric furnaces, including those operating by induction or by dielectric losses.	208	779	64	92	-69%	-88%
Electric generating sets and rotary converters	1,539	20,604	822	2,640	-47%	-87%
Electrical insulators of any material	541	768	1,056	1,418	95%	85%
Insulators of any material for electricity (except insulating parts)	-	-	52	92		
Portable electric lamps, intended to operate using their own energy source (batteries, accumulators, etc.	306	30	177	242	-42%	721%
Incandescent or gas-discharge electric lamps and tubes, including articles known as "sealed headlights and projectors ...	61	32	912	211	1406%	560%
Hot cathode, cold cathode or photocathode lamps, tubes and electronic valves (lamps, tubes and valves, etc.	-	-	7	13		
Electrical machines and apparatus, having individual functions, not specified or included elsewhere in this chapter	0	5	64	14	26844%	192%
Machines and apparatus for brazing or welding (even those capable of cutting), electric (including those using hot gas...	26	83	64	185	143%	122%
Microphones and their stands; loudspeakers, whether or not mounted in their enclosures; headsets and headphones, even ...	12	76	702	305	5676%	300%
Monitors and projectors, not incorporating television reception apparatus; television receivers ...	88	437	616	1,383	598%	217%
Electric motors and generators (excluding generating sets)	530	8,577	194	971	-63%	-89%
Parts recognizable as being exclusively or mainly intended for apparatus of heading Nos 8519 to 8528 ...	3	11	-	-	-100%	-100%
Parts recognizable as being exclusively or mainly intended for apparatus of heading Nos 8525 to 8528 ...	141	187	337	403	140%	116%
Parts recognizable as being exclusively or mainly intended for apparatus of heading 8535, 8536 or 8537 ...	5	54	106	227	1984%	317%
Parts recognizable as being exclusively or mainly intended for machines of heading 8501 or 8502...	236	2,391	16	78	-93%	-97%
Insulating parts, entirely of insulating materials or comprising simple metal assembly parts (sockets ...	2	26	2	9	-31%	-66%
Primary cells and primary batteries	-	-	229	245		
Telephone sets for users, including telephones for cellular networks and for other wireless networks; ...	231	5,283	806	20,798	249%	294%
Shavers, hair clippers and hair-removing appliances, with self-contained electric motor	-	-	0	0		
Electrical resistors (including rheostats and potentiometers), other than heating resistors	1	8	11	135	943%	1607%
Tables, panels, consoles, desks, cupboards and other supports comprising several devices of heading 8535 or...	171	2,292	445	4,293	160%	87%
Electrical transformers, static converters (for example, rectifiers) and inductors	522	2,020	960	2,908	84%	44%
VEGETABLE PLAITING MATERIALS; VEGETABLE PRODUCTS NOT ELSEWHERE SPECIFIED OR INCLUDED	154	40	48	20	-69%	-50%

Products	Jan- March 2024		Jan- March 2025		Variation weight	Variation value
	Quantity (t)	Fob Value (M.CFAF)	Quantity (t)	Fob Value (M.CFAF)		
Vegetable products not elsewhere specified or included	154	40	48	20	-69%	-50%
ALBUMINOIDAL SUBSTANCES; MODIFIED STARCHES; GLUES; ENZYMES	700	1,228	850	1,237	22%	1%
Glues and other prepared adhesives, not elsewhere specified or included; products of all kinds for use as glues or ...	375	567	679	808	81%	42%
Dextrin and other modified starches and starches (for example, pre-gelatinized or esterified starches and starches);...	250	270	141	192	-43%	-29%
Enzymes; prepared enzymes not elsewhere specified or included	74	391	30	236	-60%	-40%
PLASTICS AND ARTICLES THEREOF	34722	26,486	45,810	30,218	32%	14%
Articles for transport or packaging, of plastics; stoppers, lids, caps and other devices ...	3,437	4,190	3,227	3,511	-6%	-16%
Equipment for construction, of plastics, not elsewhere specified or included ...	38	307	412	554	971%	80%
Other articles of plastics and articles of other materials of headings 3901 to 3914	392	662	1,434	1,259	266%	90%
Other plates, sheets, film, foil and strip, of plastics	310	364	1,658	1,922	435%	428%
Other plates, sheets, film, tapes and strips, of non-cellular plastics, not reinforced or...	1,116	1,935	1,726	2,716	55%	40%
Baths, showers, sinks, washbasins, bidets, lavatories and their seats and covers, flush tanks ...	3	41	351	136	11730%	229%
Cellulose and its chemical derivatives, not elsewhere specified or included, in primary forms	419	297	164	259	-61%	-13%
Ion-exchangers based on polymers of headings 3901 to 3913, in primary forms	1	8	17	76	1392%	855%
Monofilaments of which the largest dimension of the cross section exceeds 1 mm (monofilaments), rods, sticks and profi...	127	30	123	45	-3%	50%
Self-adhesive plates, sheets, film, foil, tape, strip and other flat shapes, of plastics, whether or not in rolls	32	136	1,659	507	5117%	272%
Polyacetals, other polyethers and epoxy resins, in primary forms; polycarbonates, alkyd resins, polyest ...	9,312	5,454	12,466	4,227	34%	-23%
Acrylic polymers in primary forms	1150	964	2,202	1,648	92%	71%
Polymers of vinyl acetate or of other vinyl esters, in primary forms; other vinyl polymers, under ...	27	200	59	416	117%	108%
Polymers of ethylene, in primary forms	9,772	5,812	9,472	5,662	-3%	-3%
Polymers of propylene or of other olefins, in primary forms	5,179	3,316	4,552	2,870	-12%	-13%
Polymers of vinyl chloride or of other halogenated olefins, in primary forms	1,004	474	1,544	684	54%	44%
Polymers of styrene, in primary forms	253	138	1,029	597	307%	334%
Natural polymers (alginic acid, for example) and modified natural polymers (hardened proteins, chemical derivatives, etc.	267	96	131	170	-51%	78%
Amino-resins, phenolic resins and polyurethanes, in primary forms	274	239	144	140	-47%	-41%
Petroleum resins, coumarone-indene resins, polyterpenes, polysulfides, polysulfones and other mentio products...	20	49	183	218	827%	342%
Floor coverings of plastics, whether or not self-adhesive, in rolls or in the form of tiles or slabs, etc.	381	106	817	266	115%	150%
Silicones in primary forms	65	57	28	42	-57%	-25%
Tubes and pipes and their accessories (joints, elbows, fittings, for example), in plastics, etc.	47	173	1,466	1,589	2989%	821%
Tableware, kitchenware, other household articles and hygienic or toilet articles, of plastics	103	34	945	704	816%	1964%
FURNITURE; MEDICO-SURGICAL FURNITURE; BEDDING AND SIMILAR ARTICLES; LIGHTING DEVICES NOT SPECIFIED OR INCLUDED ...	1,028	1,473	6,398	4,663	523%	217%
Lighting apparatus (including headlamps) and parts thereof, not elsewhere specified or included; lamps-claim ...	52	565	636	597	1115%	6%
Other furniture and parts thereof	144	271	3,031	1,473	2005%	443%
Prefabricated constructions	539	249	1,305	1,666	142%	570%

Products	Jan- March 2024		Jan- March 2025		Variation weight	Variation value
	Quantity (t)	Fob Value (M.CFAF)	Quantity (t)	Fob Value (M.CFAF)		
Furniture for medicine, surgery, dentistry or veterinary art (operating tables, examination tables, etc.	8	15	77	171	916%	1048%
Seats (other than those of heading 9402), whether or not convertible into beds, and parts thereof	102	248	1,088	584	971%	135%
Bed bases; bedding and similar articles (mattresses, foot covers, eiderdowns, cushions, ottomans, pillows, ...	0	6	261	171	107815%	2833%
ORES, SLAG AND ASH	21,160	146	24,428	75	15%	-49%
Other slag and ash, including seaweed ash (kelp); ash and residues from the incineration of municipal waste	1,160	57	27	5	-98%	-91%
Granulated slag (sand-slag) from the manufacture of cast iron, iron or steel	-	-	24400	70		
Precious-metal ores and concentrates	-	-	1	0		
Slag, slag (other than granulated slag), scale and other wastes from the manufacture of cast iron, iron or steel	20,000	90	-	-	-100%	-100%
AIRCRAFT, SPACECRAFT, AND PARTS THEREOF	21	71	-	-	-100%	-100%
Spare parts of aircrafts of heading 8801, 8802 or 8806, n.e.s.	21	71	-	-	-100%	-100%
SHIPS, BOATS AND FLOATING STRUCTURES	7675	8,716	12,866	19,429	68%	123%
Other floating structures (for example, rafts, tanks, coffer-dams, landing stages, buoys and beacons)	-	-	0	3		
Cruise ships, excursion boats, ferry-boats, cargo ships, barges and similar vessels for the transport of persons or goods	7,675	8,716	12,865	19,426	68%	123%
NICKEL AND ARTICLES THEREOF	1	29	-	-	-100%	-100%
Nickel bars, rods, profiles and wire	1	29	-	-	-100%	-100%
WORKS OF ART, COLLECTORS' PIECES AND ANTIQUES	-	-	10	2		
Original productions of statuary art or sculpture, in all materials	-	-	10	2		
OILWELL SUPPLIES	819	8,685	298	2,354	-64%	-73%
WADDING, FELTS AND NON-WASTE; SPECIAL YARNS; TWINE, ROPES AND CORDAGE; CORDERIE ARTICLES ...	477	542	1,858	1,480	290%	173%
Articles of yarn, strip or the like of heading 5404 or 5405, twine, cordage or cord, not specified or included...	-	-	3	13		
Felt, whether or not impregnated, coated, covered or laminated	-	-	26	4		
Twine, cordage, ropes and cables, whether or not plaited or braided and whether or not impregnated, coated, covered or sheathed with rubber or plastics	139	140	418	431	200%	207%
Nets with knotted mesh, in layers or in pieces, obtained from twine, cordage or ropes; made ...	15	6	326	54	2026%	831%
Nonwovens, whether or not impregnated, coated, covered or laminated	322	396	1,068	950	232%	140%
Wadding of textile materials and articles thereof; textile fibres of a length not exceeding 5 mm (fleece ...	-	-	17	27		
TOOLS AND EQUIPMENT, CUTLERY AND TABLE CUTLERY, OF BASE METAL; PARTS OF THESE ARTICLES, IN M...	546	1,170	1,130	1,192	107%	2%
Hand-operated mechanical appliances, weighing 10 kg or less, used in preparing, conditioning ...	-	-	53	40		
Other cutlery items (clippers, cleavers, cleavers, butchers or kitchen choppers and letter opener, etc.	-	-	2	13		
Spades, shovels, pickaxes, picks, hoes, hoes, forks, rakes and scrapers; axes, bill hooks and similar tools ...	93	58	323	128	247%	121%
Scissors, tailors' shears and similar shears, and blades therefor	4	22	-	-	-100%	-100%
Hand-operated spanners and wrenches (including torque meter wrenches but not including tap wrenches); interchangeable spanner sockets, with or without handles	20	47	144	325	637%	596%
Knives with cutting blades, serrated or not (including pruning knives), other than knives of heading 8208, and blades therefor	-	-	30	8		
Knives and cutting blades, for machines or for mechanical appliances	1	1	12	50	959%	4191%
Spoons, forks, ladles, skimmers, pie shovels, special fish or butter knives, sugar tongs ...	9	8	4	11	-58%	36%
Files, rasps, pliers (even cutting ones), pincers, tweezers, metal shears, pipe cutters, bolt cutters, carry ...	58	85	150	137	159%	61%

Products	Jan- March 2024		Jan- March 2025		Variation weight	Variation value
	Quantity (t)	Fob Value (M.CFAF)	Quantity (t)	Fob Value (M.CFAF)		
Tools of at least two of headings 8202 to 8205, put up in sets for retail sale ...	8	29	1	8	-89%	-74%
Hand tools and tools (including glaziers' diamonds) not elsewhere specified or included; welding lamps and ...	37	193	294	96	694%	-50%
Interchangeable tools for hand tools, mechanical or not, or for machine tools (stamping, stamping, ...	61	240	56	91	-9%	-62%
Plates, sticks, points and similar objects for tools, unmounted, consisting of cermets ...	12	26	1	11	-96%	-57%
Razors and razor blades (including razor blade blanks in strips)	11	62	25	158	141%	156%
Hand saws; saw blades of all kinds (including saw cutters and non-toothed saw blades)...	107	250	37	117	-66%	-53%
ARTICLES OF SPARTERY OR OF BASKETWORK	-	-	84	89		
Basketry articles obtained directly in shape from materials to be braided or made with the help of artisans.	-	-	2	4		
Plaits and similar articles of plaiting materials, whether or not assembled into strips; braiding materials, braids and arti ...	-	-	82	85		
MISCELLANEOUS MANUFACTURED ARTICLES	1,077	722	1,427	1,630	33%	126%
Slates and boards for writing or drawing, whether or not framed	-	-	9	8		
Travel sets for personal hygiene, sewing or cleaning shoes or clothes ...	-	-	1	0		
Brooms and brushes, whether or not forming parts of machines, apparatus or vehicles, mechanical brooms for ...	461	142	442	132	-4%	-7%
Insulating bottles and other mounted isothermal receptacles, whose insulation is provided by vacuum, as well as ...	192	102	296	167	54%	65%
Lighters and lighters (excluding lighters of heading 3603), whether or not mechanical or electric, and parts thereof...	-	-	125	10		
Pencils (other than pencils of heading 9608), crayons, pencil leads, pastels, drawing charcoals, writing or drawing chalks and tailors' chalks	-	-	5	20		
Date, sealing or numbering stamps, and the like (including devices for printing or embossing labels),	13	7	0	2	-100%	-72%
Tailors' dummies and other lay figures; automata and other animated displays used for shop window dressing	-	-	5	0		
Monopods, bipods, tripods and similar items	1	12	-	-	-100%	-100%
Styling combs, hairdressing combs, barrettes and the like; hair pins; pliers-guiches, waved ...	-	-	26	4		
Typewriter ribbons and similar ribbons, inked or otherwise prepared for leash...	1	14	0	6	-93%	-56%
Sanitary napkins and tampons, nappies and diapers for babies and similar articles, of any material...	396	371	350	181	-12%	-51%
Ballpoint pens and pencils; pens and markers with felt or other porous tips; fountain pens and other ...	12	75	167	1,093	1251%	1357%
Hand sieves and hand riddles	-	-	1	4		
MISCELLANEOUS ARTICLES OF BASE METAL	1285	2,256	1,494	2,210	16%	-2%
Stoppers (including crown caps, screw caps and pourers), lids, capsul ...	1129	2,038	782	1,429	-31%	-30%
Padlocks, locks and bolts (keyed, secretive or electric), of base metal; clasps and frames- or not...	5	9	268	68	5385%	622%
Binders, files, filing boxes, copy holders, pencil cases, stamp holders and similar equipment and supplies.	-	-	4	1		
Safes, armoured doors and compartments for vaults, safes and security cassettes and articles similar ...	-	-	59	226		
Clasps, frames-clasps, buckles, buckles-clasps, staples, hooks, eyelets and similar articles, in meta...	-	-	9	8		
Wires, rods, tubes, plates, electrodes and similar articles, of base metal or of metal carbides, etc.	116	101	212	166	83%	66%
Fittings, fittings and similar articles of base metal for furniture, doors, stairs, windows, shutters, etc.	3	19	113	237	3800%	1155%
Information plates, name plates, address plates and similar plates, numbers, letters and different signs...	29	63	39	30	34%	-52%
Flexible tubing of base metal, with or without fittings	3	26	9	43	172%	68%
ARTICLES OF LEATHER; CROPPERS OR SADDLES; TRAVEL ARTICLES, HANDBAGS AND SIMILAR CONTAINERS...	787	185	1,060	688	35%	271%

Products	Jan- March 2024		Jan- March 2025		Variation weight	Variation value
	Quantity (t)	Fob Value (M.CFAF)	Quantity (t)	Fob Value (M.CFAF)		
Saddlery or saddlery articles for all animals (including lines, leashes, knee pads, muzzles, etc.	-	-	3	1		
Other articles of leather or of composition leather	-	-	12	104		
Trunks, suitcases and cases, including toiletry cases and briefcases, towels, car ...	778	165	1,033	547	33%	232%
Articles of apparel and clothing accessories, of leather or of composition leather	9	21	12	35	34%	67%
ARTICLES OF IRON OR STEEL	11,775	13,792	20,239	24,419	72%	77%
Tube or pipe fittings (for example, couplings, elbows, sleeves), of iron or steel	48	345	332	812	585%	135%
Sewing needles, knitting needles, lace loops, hooks, embroidery punches and similar articles, for us...	4	19	-	-	-100%	-100%
Household or household articles and parts thereof, of cast iron, iron or steel; steel or steel wool; epo ...	114	71	962	372	747%	425%
Hygiene or toilet articles, and parts thereof, of cast iron, iron or steel	1	12	166	123	29050%	952%
Other articles of iron or steel	989	1,038	1,511	1,680	53%	62%
Other cast articles of iron or steel	250	215	168	134	-33%	-38%
Other tubes and pipes (welded or riveted, for example), of circular section, of an external diameter exceeding 406,...	2	19	176	65	7892%	242%
Other tubes, pipes and hollow profiles (for example, open seam or welded, riveted or similarly closed), of iron or steel	218	205	401	1,216	84%	494%
Chains, chains and parts thereof, of cast iron, iron or steel	18	213	41	51	125%	-76%
Constructions and parts of constructions (bridges and parts of bridges, lock gates, towers, pylons, pillars, c ...	6,143	7,135	11,715	13,722	91%	92%
Elements of railway tracks, in cast iron, iron or steel: rails, guard rails and racks, needles, heart points, etc.	24	82	22	15	-6%	-82%
Stoves, boilers, cookers (including those which can be used incidentally for heating a hundred ...	1,265	577	1,995	623	58%	8%
Spikes, nails, tacks, pointed crampons, corrugated or bevelled staples and similar articles, of cast iron, iron, etc.	2	19	113	44	6736%	129%
Radiators for central heating, non-electrically heated, and parts thereof, of cast iron, iron or steel; generat ...	-	-	35	11		
Containers for compressed or liquefied gas, of iron or steel	913	1,088	111	192	-88%	-82%
Tanks, tuns, vats and similar containers for all materials (except compressed or liquefied gases ...	309	663	1,258	3,172	307%	379%
Tanks, drums, drums, cans, boxes and similar receptacles, for all materials (except co ...	58	113	116	165	101%	46%
Springs and leaf springs, of iron or steel	2	8	93	124	3711%	1431%
Artificial brambles of iron or steel; twists, barbed or not, of wire or strip of iron or steel, ...	27	24	27	25	0%	5%
Wire fabrics (including continuous or endless fabrics), netting and mesh, of iron or steel wire; ...	203	139	186	82	-9%	-41%
Stranded wires, cables, braids, slings and similar articles, of iron or steel, not electrically insulated ...	11	39	7	105	-37%	170%
Tubes, pipes and hollow profiles, of cast iron	173	65	-	-	-100%	-100%
Tubes, pipes and hollow profiles, seamless, of iron or steel	875	1,364	195	570	-78%	-58%
Screws, bolts, nuts, lag screws, thread hooks, rivets, pins, dowels, keys, washers (including ...	73	245	607	1,115	728%	355%
ARTICLES OF STONE, PLASTER, CEMENT, ASBESTOS, MICA OR SIMILAR MATERIALS	1330	543	3,656	1,335	175%	146%
Natural or artificial abrasives in powder or grains, applied to textile products, paper, cardboard or other ...	4	35	14	13	244%	-61%
Asbestos (asbestos), worked, of fibers; mixtures based on asbestos or based on asbestos and magnesium carbonate;...	-	-	2	1		
Worked slate and articles of slate or of agglomerated slate	-	-	18	5		
Friction linings (plates, rollers, bands, segments, discs, washers, pads, for example), not fitted ,...	27	18	107	44	300%	140%
Slag wool, slag wool, rock wool and similar mineral wool; expanded vermiculite, expanded clays, foam...	2	4	20	32	1236%	773%

Products	Jan- March 2024		Jan- March 2025		Variation weight	Variation value
	Quantity (t)	Fob Value (M.CFAF)	Quantity (t)	Fob Value (M.CFAF)		
Wheels and similar articles, without frames, to grind, to defibrate, to grind, to sharpen, to polish, to rectify, to tran ...	34	94	40	47	17%	-50%
Worked mica and articles of mica, including agglomerated or reconstituted mica, whether or not on a support of paper, paperboard or...	3	11	0	0	-99%	-99%
Articles of asbestos-cement, of cellulose fibre-cement or the like	113	17	-	-	-100%	-100%
Articles of asphalt or of similar products (e.g. petroleum pitch, pitches)	463	177	920	244	99%	38%
Articles of cement, of concrete or of artificial stone, whether or not reinforced	-	-	220	61		
Articles of stone or of other mineral materials (including carbon fibers, articles of these materials, etc.	-	-	338	319		
Articles of plaster or of compositions based on plaster	537	81	1,363	326	154%	302%
Panels, planks, tiles, blocks and similar articles, of vegetable fibers, straw or shavings, wafer ,...	11	22	97	80	805%	260%
Worked freestone or building stones (other than slate) and articles thereof, excluding ...	137	85	517	162	278%	90%
PAPER AND PAPERBOARD; ARTICLES OF PAPER PULP, OF PAPER OR OF PAPERBOARD	32,251	13,406	33,214	12,962	3%	-3%
Other paper and cardboard, uncoated or coated, in rolls or sheets, which has not undergone further processing.	1,979	494	1,499	697	-24%	41%
Other paper, cardboard, cellulose wadding and webs of cellulose fibres cut to size; other works in ...	90	67	1,336	237	1378%	255%
Filter blocks, slabs and plates, of paper pulp	-	-	13	59		
Boxes, bags, pouches, cones and other packaging made of paper, cardboard, cellulose wadding or webs of ...	3,030	1,826	5,344	2,590	76%	42%
Envelopes, letter cards, non-illustrated postcards and correspondence cards, of paper or cardboard; drinks ...	-	-	53	13		
Labels of all kinds, in paper or cardboard, printed or not	308	804	368	1,457	19%	81%
Cigarette paper, whether or not cut to size or in the form of booklets or tubes	-	-	8	0		
Newsprint, in rolls or sheets	463	172	731	253	58%	47%
Carbon papers, so-called "carbonless" papers and other papers for duplication or transfers (including papers ...	160	135	235	196	47%	45%
Papers of a kind used for toilet papers and similar papers, cellulose wadding or fibre webs...	257	242	368	253	43%	5%
Papers of a kind used for toilet paper, for cleansing towels, for hand towels, for napkins, etc.	1294	877	939	642	-27%	-27%
Paper and board coated with kaolin or other inorganic substances on one or both sides, with or on ...	2,651	1,313	1,502	788	-43%	-40%
Kraft paper and paperboard, uncoated or coated, in rolls or sheets, other than that of heading 4802 or 4803 ...	4,114	1,851	3,374	1,451	-18%	-22%
Corrugated paper and cardboard (even with covering by gluing), creped, pleated, embossed, embossed or perforated, in bearings...	1	6	76	11	10506%	84%
Greaseproof paper and cardboard, greaseproof papers, tracing papers and so-called "crystal" paper and other c ...	-	-	8	2		
Paper and paperboard, uncoated or coated, of a kind used for writing, printing or other graphic purposes...	6,514	3,087	3,320	1,583	-49%	-49%
Wallpaper and similar wallcoverings; window transparencies of paper	3	13	3	1	7%	-94%
Paper, cardboard, cellulose wadding and cellulose fibre webs, coated, coated, impregnated, covered, collar, etc.	433	789	465	671	7%	-15%
Registers, accounting books, notebooks (of notes, orders, receipts), agendas, memorandum pads, notepads ...	937	304	1,535	531	64%	75%
Bobbins, spools, cops and similar supports, of paper pulp, paper or paperboard (whether or not perforated or hardened)	9,478	1,197	12,038	1,526	27%	27%
UMBRELLAS, SUN UMBRELLAS, WALKING STICKS, SEAT-STICKS, WHIPS, RIDING-CROPS AND PARTS THEREOF	-	-	227	69		
Umbrellas, parasols and parasols (including cane umbrellas, garden umbrellas and similar articles)...	-	-	227	64		
Parts, trimmings and accessories of articles of heading 6601 or 6602	-	-	0	5		

Products	Jan- March 2024		Jan- March 2025		Variation weight	Variation value
	Quantity (t)	Fob Value (M.CFAF)	Quantity (t)	Fob Value (M.CFAF)		
PULP OF WOOD OR OF OTHER FIBROUS CELLULOSIC MATERIAL; RECOVERED (WASTE AND SCRAP) PAPER OR PAPERBOARD...	1,459	1,395	1,210	1,140	-17%	-18%
Chemical wood pulp, soda or sulphate, other than dissolving pastes	1459	1,395	1,210	1,140	-17%	-18%
RAW HIDES AND SKINS (OTHER THAN FURSKINS) AND LEATHER	-	-	55	11		
Tanned or crust hides and skins of bovine (including buffalo) or equine animals, without hair on, whether or not split, but not further...	-	-	55	11		
FURSKINS AND ARTIFICIAL FUR; MANUFACTURES THEREOF	-	-	27	3		
Articles of apparel, clothing accessories and other articles of furskin	-	-	27	3		
NATURAL OR CULTURED PEARLS, PRECIOUS OR SIMILAR STONES, PRECIOUS METALS, METALS CLAD WITH PRECIOUS METALS AND...	1	5	605	2,972	84328%	62391%
Articles of jewellery and parts thereof, of precious metal or of metal clad with precious metal...	1	5	-	-	-100%	-100%
Imitation jewellery	-	-	0	0		
Coin	-	-	595	2,967		
Articles of fine or cultured pearls, gemstones or synthetic or reconstituted stones ...	-	-	0	2		
Gold plated or lined on base metals or on silver, unworked or semi-worked	-	-	10	3		
LEAD AND ARTICLES THEREOF	1	4	-	-	-100%	-100%
Other articles of lead	1	4	-	-	-100%	-100%
PREPARED FEATHERS AND DOWN AND ARTICLES MADE OF FEATHERS OR OF DOWN; ARTIFICIAL FLOWERS; ARTICLES OF HAIR ...	2	1	35	7	1370%	377%
Artificial flowers, foliage and fruit and parts thereof; articles made of artificial flowers, foliage or fruit...	2	1	35	7	1370%	377%
FISH AND CRUSTACEANS, MOLLUSCS AND OTHER AQUATIC INVERTEBRATES	69,414	42,734	59,008	39,424	-15%	-8%
Flour, powder and pellets, of fish or of crustaceans, molluscs or other aquatic invertebrates, fit for human consumption	-	-	76	91		
Fish fillets and other fish meat (whether or not minced), fresh, chilled or frozen	-	-	1	4		
Molluscs, whether or not separated from their shell, live, fresh, chilled, frozen, dried, salted or in brine; Molluscs...	-	-	87	41		
Fish, frozen, excluding fish fillets and other fish meat of heading 0304	69,414	42,734	58,814	39,254	-15%	-8%
Fish, fresh or chilled, excluding fish fillets and other fish meat of heading 0304	-	-	30	33		
POWDERS AND EXPLOSIVES; PYROTECHNICAL ARTICLES; MATCHES; PYROPHORIC ALLOYS; FLAMMABLE MATERIALS...	136	501	46	193	-66%	-61%
Prepared explosives, other than propellant powders	89	212	-	-	-100%	-100%
Ferrocium and other pyrophoric alloys in all forms; articles in flammable materials mentioned in note...	-	-	26	4		
Safety drills; detonating cords; primers and fulminating capsules; igniters; electric detonators ...	47	289	20	189	-57%	-35%
PREPARATIONS OF CEREALS, FLOUR, STARCH OR MILK; PASTRYCOOKS' PRODUCTS	6,521	6,205	9,414	8,124	44%	31%
Malt extracts; food preparations of flour, groats, semolina, starches, starches or malt extracts, do not ...	4,197	5,493	7,273	7,301	73%	33%
Pasta, whether or not cooked or stuffed (with meat or other substances) or otherwise prepared, such as...	2,072	592	1,652	522	-20%	-12%
Cereal-based products obtained by blowing or roasting (e.g. corn flakes); cereals (other than m ...	210	80	324	151	55%	87%
Bakery, pastry or biscuit products, whether or not containing added cocoa; hosts, empty seals ...	42	39	165	151	288%	286%
MISCELLANEOUS EDIBLE PREPARATIONS	5378	7,112	6,024	7,726	12%	9%
Extracts, essences and concentrates of coffee, tea or maté and preparations with a basis of these products or with a basis of coffee ...	177	478	143	331	-20%	-31%

Products	Jan- March 2024		Jan- March 2025		Variation weight	Variation value
	Quantity (t)	Fob Value (M.CFAF)	Quantity (t)	Fob Value (M.CFAF)		
Edible ice cream, whether or not containing cocoa	-	-	27	36		
Yeasts (live or dead); other single-cell micro-organisms, dead (but not including vaccines of heading 3002);...	1,105	1,387	1,322	1,726	20%	24%
Food preparations not elsewhere specified or included	2,222	3,477	1,671	2,670	-25%	-23%
Sauces and preparations thereof; mixed condiments and mixed seasonings; mustard flour and meal and prepared mustard	1,772	1,611	2,715	2,774	53%	72%
Preparations for soups, broths or broths; prepared soups, broths or broths; food preparations co ...	102	159	146	188	43%	19%
PREPARATIONS OF VEGETABLES, FRUIT, NUTS OR OTHER PARTS OF PLANTS	2304	1,895	2,621	2,270	14%	20%
Other vegetables prepared or preserved otherwise than by vinegar or acetic acid, frozen, other than products of heading 2006	51	41	119	77	132%	90%
Other vegetables prepared or preserved otherwise than by vinegar or acetic acid, not frozen, other than p...	112	60	194	142	74%	136%
Jams, jellies, marmalades, purees and fruit pastes, obtained by cooking, with or without added sugar or ...	-	-	94	164		
Fruits and other edible parts of plants, otherwise prepared or preserved, with or without added sugar or...	12	15	405	447	3215%	2933%
Fruit (including grape must) or vegetable juices, unfermented, without added alcohol, with or without ad...	518	611	942	1,097	82%	79%
Tomatoes prepared or preserved otherwise than by vinegar or acetic acid	1,610	1,168	867	344	-46%	-71%
PREPARATIONS OF MEAT, OF FISH OR OF CRUSTACEANS, MOLLUSCS OR OTHER AQUATIC INVERTEBRATES...	1575	1,662	2,660	2,717	69%	63%
Other prepared or preserved meat, meat offal or blood	35	46	165	50	366%	10%
Crustaceans, molluscs and other aquatic invertebrates, prepared or preserved	-	-	1	4		
Prepared and preserved fish; caviar and its substitutes prepared from fish roe ...	1,509	1,579	2,380	2,495	58%	58%
Sausages, sausages and similar products, of meat, offal or blood; food preparations based on pro this ...	31	38	113	168	265%	342%
CERAMIC PRODUCTS	31,286	4,038	34,234	5,622	9%	39%
Ceramic apparatus and articles for chemical or other technical uses; troughs, bins and containers if ...	11	26	421	128	3610%	393%
Other refractory ceramic articles (retorts, crucibles, muffles, nozzles, buffers, supports, cups, tubes, etc.	68	46	165	120	143%	158%
Other ceramic articles	55	8	171	29	208%	281%
Ceramic building bricks, flooring blocks, support or filler tiles and the like	-	-	4276	499		
Bricks, slabs, tiles and other ceramic pieces, of fossil siliceous flour (e.g. kieselguhr, tripolite, diatom...	71	52	277	45	290%	-14%
Bricks, slabs, tiles and similar ceramic construction pieces, refractories, other than those made from flour, etc.	361	262	624	186	73%	-29%
Tiles and slabs for paving or covering, of ceramic; cubes, dice and similar articles for mosaics, of ...	27,928	3,095	22,282	3,257	-20%	5%
Sinks, washbasins, washbasin columns, bathtubs, bidets, toilet bowls, cisterns, urinals and appliances ...	1,311	296	2,653	746	102%	152%
Statuettes and other ornamental ceramic articles	-	-	1	0		
Roofing tiles, chimney pots, cowls, chimney liners, architectural ornaments and other ceramic constructional goods...	-	-	74	49		
Tableware, other household articles or household economy articles and hygiene or toilet articles, of ceramic, ...	371	38	1,181	156	218%	315%
Tableware, other household or domestic economy articles and hygiene or toilet articles, of porcelain, etc.	1,058	209	2,109	407	99%	95%
INORGANIC CHEMICALS; INORGANIC OR ORGANIC COMPOUNDS OF PRECIOUS METALS, RADIOACTIVE ELEMENTS, ...	32,826	4,957	70,526	19,573	115%	295%
Nitric acid; sulphonitric acids	241	42	79	27	-67%	-35%
Sulphuric acid; oleum	987	109	412	57	-58%	-48%
Ammonia, anhydrous or in aqueous solution	95	64	195	87	106%	35%
Other inorganic acids and other inorganic oxygenates of non-metallic elements...	919	328	201	96	-78%	-71%

Products	Jan- March 2024		Jan- March 2025		Variation weight	Variation value
	Quantity (t)	Fob Value (M.CFAF)	Quantity (t)	Fob Value (M.CFAF)		
Other salts of inorganic acids or peroxyacids (including aluminosilicates of chemically defined ...	-	-	0	2		
Borates; peroxoborates (perborates)	306	121	345	191	13%	58%
Carbonates; peroxocarbonates (percarbonates); commercial ammonium carbonate containing ammonium carbamate...	17,206	1,454	15,742	1,645	-9%	13%
Carbon (carbon blacks and other forms of carbon not elsewhere specified or included)	1	5	-	-	-100%	-100%
Carbides, whether or not chemically defined	72	19	120	43	67%	120%
Hydrogen chloride (hydrochloric acid); chlorosulphuric acid	506	51	262	58	-48%	13%
Chlorides, chloride oxides and chloride hydroxides; bromides and bromide oxides; iodides and iodide oxides	327	112	326	167	0%	49%
Artificial corundum, whether or not chemically defined; aluminium oxide; aluminium hydroxide	-	-	24531	11,201		
Fluorides; fluorosilicates, fluoroaluminates and other complex fluorine salts	416	173	662	329	59%	90%
Hydrazine and hydroxylamine and their inorganic salts; other inorganic bases; other oxides, hydroxides peroxides ...	28	88	-	-	-100%	-100%
Hydrogen, rare gases and other non-metals	-	-	132	68		
Sodium hydroxide (caustic soda); potassium hydroxide (caustic potash); peroxides of sodium or potassium	6,044	1,068	17,648	4,356	192%	308%
Hydroxide and peroxide of magnesium; oxides, hydroxides and peroxides, of strontium or barium	-	-	54	4		
Hypochlorites; commercial calcium hypochlorite; chlorites; hypobromites	203	135	346	184	70%	36%
Colloidal precious metals; inorganic or organic compounds of precious metals, whether or not chemically defined; ...	-	-	0	1		
Zinc oxide; zinc peroxide	3	6	7	20	147%	210%
Boron oxides; boric acids	7	4	36	65	430%	1455%
Manganese oxides	-	-	2	6		
Titanium oxides	75	112	2	2	-97%	-99%
Cobalt oxides and hydroxides; commercial cobalt oxides	-	-	23	14		
Iron oxides and hydroxides; earth colours containing by weight 70% or more of combined iron, evaluated as Fe2O3.....	27	40	14	33	-48%	-17%
Diphosphorus pentoxide; Phosphoric acid; polyphosphoric acids, whether or not chemically defined ...	29	26	59	40	104%	56%
Hydrogen peroxide, whether or not solidified with urea	1	3	32	12	3240%	277%
Phosphinates (hypophosphites), phosphonates (phosphites) and phosphates; polyphosphates, chemically de ...	877	468	409	265	-53%	-43%
Silicates; commercial alkali metal silicates	863	153	677	129	-22%	-15%
Sulphates; alums; peroxosulphates (persulphates)	3,561	347	8,210	472	131%	36%
Sulphites; thiosulphates	31	29	-	-	-100%	-100%
ORGANIC CHEMICALS	3,858	3,321	29,292	5,302	659%	60%
Carboxylic acids containing additional oxygen functions and their anhydrides, halides, peroxides, etc.	392	202	683	354	74%	75%
Unsaturated acyclic monocarboxylic acids and cyclic monocarboxylic acids, their anhydrides, halides, etc.	9	16	72	75	696%	364%
Saturated acyclic monocarboxylic acids and their anhydrides, halides, peroxides and peroxyacids; their derri ...	325	227	23,115	338	7015%	49%
Nucleic acids and their salts, whether or not chemically defined; other heterocyclic compounds...	52	330	3	23	-94%	-93%
Polycarboxylic acids, their anhydrides, halides, peroxides and peroxyacids; their halogenated derivatives, sulfon , Our...	3	6	30	22	1009%	239%
Alkaloids, natural or reproduced by synthesis, and their salts, ethers, esters and other derivatives	-	-	10	14		

Products	Jan- March 2024		Jan- March 2025		Variation weight	Variation value
	Quantity (t)	Fob Value (M.CFAF)	Quantity (t)	Fob Value (M.CFAF)		
Acyclic alcohols and their halogenated, sulphonated, nitrated or nitrosated derivatives	880	507	762	459	-13%	-9%
Cyclic alcohols and their halogenated, sulphonated, nitrated or nitrosated derivatives	-	-	4	17		
Aldehydes, whether or not containing other oxygen functions; cyclic polymers of aldehydes; paraformaldehyde ...	273	16	388	148	42%	799%
Antibiotics	-	-	4	72		
Other organic compounds	6	8	3	7	-44%	-3%
Ketones and quinones, whether or not with other oxygen function, and their halogenated, sulphonated, nitrated or nitrosated derivatives	34	29	65	27	88%	-9%
Compounds with other nitrogen functions	1344	1,462	1,545	1,549	15%	6%
Amine-function compounds	19	65	12	15	-37%	-77%
Carboxyimide-function compounds (including saccharin and its salts) and imine-function compounds	-	-	2	4		
Oxygen-function amino-compounds	136	144	1,500	1,015	1007%	605%
Heterocyclic compounds with nitrogen hetero-atom(s) only	28	3	49	25	74%	725%
Heterocyclic compounds with oxygen hetero-atom(s) only	6	15	3	40	-53%	176%
Halogenated derivatives of hydrocarbons	252	112	468	146	86%	31%
Organic derivatives of hydrazine or of hydroxylamine	1	5	5	8	248%	67%
Phosphoric esters and their salts, including lactophosphates; their halogenated, sulphonated, nitrated or nitrosated derivatives...	4	6	-	-	-100%	-100%
Ethers, ethers-alcohols, ethers-phenols, ethers-alcohols-phenols, peroxides of alcohols, peroxides of ethers, peroxides ...	16	34	57	53	254%	56%
Acyclic hydrocarbons	20	23	70	79	254%	236%
Cyclic hydrocarbons	3	5	50	97	1593%	1743%
Phenols; phenol-alcohols	-	-	34	130		
Provitamins and vitamins, natural or reproduced by synthesis (including natural concentrates), as well as...	21	74	137	270	561%	266%
Quaternary ammonium salts and hydroxides; lecithins and other phosphoaminolipids, whether or not chemically defined	28	24	14	18	-49%	-23%
Sulphonamides	-	-	2	4		
Organo-sulphur compounds	4	6	204	292	4613%	4607%
PRODUCTS OF THE MILLING INDUSTRY; MALT; STARCHES; INULIN; WHEAT GLUTEN	34,372	12,499	47,595	13,997	38%	12%
Starches; inulin	991	309	1,965	590	98%	91%
Wheat or meslin flour	251	57	-	-	-100%	-100%
Flour, meal and powder of the dried leguminous vegetables of heading 0713, of sago or of roots or tubers of heading 0714...	13	7	-	-	-100%	-100%
Wheat gluten, whether or not dry	193	231	152	149	-21%	-36%
Cereal grains otherwise worked (hulled, flattened, flaked, pearled, sliced or crushed, for example), ...	-	-	21	9		
Cereal groats, meal and pellets	6,850	1,916	10,909	2,639	59%	38%
Malt, whether or not roasted	26,074	9,980	34,547	10,610	32%	6%
PRINTED BOOKS, NEWSPAPERS, PICTURES AND OTHER PRODUCTS OF THE PRINTING INDUSTRY; MANUSCRIPTS, TYPESCRIPTS AND PLANS	316	399	808	1,643	156%	312%
Other printed matter, including printed pictures and photographs	18	70	136	375	667%	435%

Products	Jan- March 2024		Jan- March 2025		Variation weight	Variation value
	Quantity (t)	Fob Value (M.CFAF)	Quantity (t)	Fob Value (M.CFAF)		
Calendars of any kind, printed, including calendar blocks	-	-	5	14		
Newspapers, journals and periodicals, whether or not illustrated or containing advertising material	-	-	9	20		
Printed books, brochures, leaflets and similar printed matter, whether or not in single sheets	298	328	658	1,234	121%	276%
MISCELLANEOUS CHEMICAL PRODUCTS	14,875	29,863	19,728	32,221	33%	8%
Industrial monocarboxylic fatty acids; acid oils from refining; industrial fatty alcohols ...	15	33	53	39	253%	16%
Sizing or finishing agents, dyeing or fixing accelerators for colouring matters and other products and p...	3	3	45	9	1589%	169%
Activated carbon; activated natural mineral materials; animal black, including exhausted animal black ...	376	256	1,042	491	177%	92%
Cements, mortars, concretes and similar refractory compositions, other than products of heading 3801...	623	274	1,516	232	143%	-15%
Preparations and charges for fire-extinguishers; charged fire-extinguishing grenades	0	3	15	20	3009%	522%
Chemical elements doped for use in electronics, in the form of discs, wafers or similar forms ...	325	19	-	-	-100%	-100%
Reaction initiators, reaction accelerators and catalytic preparations, not elsewhere specified or included ...	-	-	14	26		
Insecticides, rodents, fungicides, herbicides, germination inhibitors and growth regulators for plants	11,571	27,703	13,803	28,292	19%	2%
Prepared binders for foundry molds or cores; chemicals and preparations of the chemical or chemical industries.	850	719	1,398	1,115	64%	55%
Fluids for hydraulic brakes and other fluids prepared for hydraulic transmissions, not containing oils...	29	15	252	157	781%	938%
Culture media prepared for the growth and maintenance of micro-organisms (including viruses and organ...	-	-	10	28		
Anti-knock preparations, oxidation inhibitors, peptizing additives, viscosity improvers, anti-additives ...	130	344	230	267	78%	-23%
Anti-freezing preparations and prepared de-icing fluids	10	18	5	22	-53%	20%
Preparations known as "vulcanization accelerators"; Composite plasticizers for rubber or plastic materials, Our.	20	16	49	98	141%	532%
Preparations for pickling metals; soldering or brazing flux and other auxiliary preparations for soldering ...	45	28	119	175	162%	523%
Diagnostic or laboratory reagents on any support and prepared diagnostic or laboratory reagents, even...	27	123	30	830	10%	576%
Composite organic solvents and thinners, not elsewhere specified or included; preparations designed to remove ...	696	268	1,148	421	65%	57%
Tall oil, whether or not refined	154	40	-	-	-100%	-100%
PHARMACEUTICAL PRODUCTS	7312	23,075	6,145	34,855	-16%	51%
Glands and other organs, for opotherapeutic purposes, in a dried state, whether or not pulverized	25	36	4	11	-84%	-71%
Medicines (excluding products of heading 3002, 3005 or 3006) consisting of products mixed together, ...	-	-	39	38		
Medicines (excluding products of heading 3002, 3005 or 3006) consisting of mixed or unmixed products...	3492	4,248	4,910	28,226	41%	564%
Wadding, gauze, tapes and similar articles (dressings, plasters, sinapisms, for example), impregnated or covered ...	184	485	164	312	-11%	-36%
Pharmaceutical goods specified in note 4 to this chapter	33	52	185	849	465%	1540%
Human blood; animal blood prepared for therapeutic, prophylactic or diagnostic uses; antisera, others fr...	0	5	70	118	16444%	2407%
PHOTOGRAPHIC OR CINEMATOGRAPHIC GOODS	6	14	24	89	308%	526%
Sensitized, unimpressed photographic film, in rolls, of materials other than paper, carbon, etc.	-	-	1	12		
Plates and flat films, photographic, sensitized, unimpressed, in materials other than paper, cardboard paper or ...	5	11	12	66	136%	502%
Chemical preparations for photographic uses, other than varnishes, glues, adhesives and similar preparations...	1	3	11	12	1556%	241%
HARDWARE	737	1,475	65	89	-91%	-94%
NUCLEAR REACTORS, BOILERS, MACHINERY AND MECHANICAL APPLIANCES; PARTS THEREOF	18,452.5	85,279.6	28,322	67,558	53%	-21%

Products	Jan- March 2024		Jan- March 2025		Variation weight	Variation value
	Quantity (t)	Fob Value (M.CFAF)	Quantity (t)	Fob Value (M.CFAF)		
Auxiliary devices for boilers of heading 8402 or 8403 (economizers, superheaters, chimney sweeping or gas recovery devices ...	-	-	14	76		
Weighing apparatus and instruments, including scales and scales for checking machined parts, but excluding...	82	507	420	306	409%	-40%
Mechanical apparatus (including hand-held) for projecting, dispersing or spraying liquids or powders; extinct ...	202	964	671	1,168	232%	21%
Laboratory apparatus, devices or equipment, whether or not electrically heated (excluding ovens and other...	91	466	477	2,044	426%	339%
Transmission shafts (including camshafts and crankshafts) and cranks; bearings and bushings; eng ...	63	480	86	411	36%	-14%
Taps, valves and similar devices for pipes, boilers, tanks, vats or similar containers...	162	818	767	2,408	374%	194%
Other office machines and devices (hectographic or stencil duplicators, address printing machines, etc.	1	8	2	22	187%	185%
Other lifting, loading, unloading or handling machines and devices (elevators, mechanical stairs, etc.	386	2,511	490	1,333	27%	-47%
Other earthmoving, levelling, stripping, excavating, compacting, extracting or drilling machines and equipment.	244	2,137	160	283	-34%	-87%
Other machines and devices for agriculture, horticulture, forestry, poultry farming or bee-keeping, incl.	0	0	503	1,911	139079%	431119%
Other machines and apparatus for working with pulp, paper or cardboard, including cutting machines.	1	15	110	1,194	8000%	8079%
Other machine tools for working metals or cermets, working without removing material ...	7	112	24	177	255%	58%
Other engines and motors	15	159	39	94	169%	-41%
Bigues; cranes and blondes; overhead cranes, unloading or handling gantries, crane bridges, trolleys, etc.	416	1,870	769	1,135	85%	-39%
Dozers (bulldozers), bias dozers (angledozers), graders, scrapers, mechanical shovels, excavate ...	4529	14,066	5,083	10,550	12%	-25%
Furnace burners for liquid fuel, for pulverised solid fuel or for gas; automatic stokers, including their mechanical grates,	-	-	3	25		
Calendering or other rolling machines, other than for metals or glass, and cylinders therefor	-	-	9	77		
Machining centers, stationary machines and multi-station machines, for metalworking ...	-	-	3	3		
Centrifuges, including centrifugal dryers; filtering or purifying machinery and apparatus, for liquids or gases	486	1,051	1,023	2,497	110%	138%
Stacker trucks; other industrial trucks fitted with a lifting device	299	1,244	486	838	63%	-33%
Foundry frame; bottom plates for molds; models for molds; molds for metals (other than lingo ...	29	150	496	330	1584%	120%
Steam boilers (steam generators), other than central heating boilers designed to produce...	93	994	187	244	101%	-75%
Central heating boilers other than those of heading 8402	28	137	72	44	152%	-68%
Converters, ladles, ingots and casting machines (molding) for metallurgy, steelworks or foundry ...	121	108	57	203	-53%	89%
Industrial or laboratory furnaces and ovens, including incinerators, non-electric	431	1,357	62	268	-86%	-80%
Air gas or water gas generators, with or without their purifiers; acetylene generators and generators ...	-	-	12	390		
Metalloplastic seals; sets or assortments of gaskets of different composition presented in pouches, envelopes, etc.	4	28	58	103	1435%	275%
Metal-rolling mills and rolls thereof	127	213	248	1,258	94%	491%
Forging or stamping machines (including presses), sheep, hammers and swifts for the work of...	5	10	286	164	5625%	1565%
Machines (including slide-type machining units) for drilling, boring, milling, threading or tapping metals by...	-	-	33	46		
Sewing machines, other than book sewing machines of heading 8440; furniture, bases and covers specia...	30	14	258	241	759%	1683%
Deburring, sharpening, grinding, grinding, honing, polishing or other finishing operations machines, worked ...	208	1,174	10	7	-95%	-99%
Dish washing machines; machines and apparatus for cleaning or drying bottles or other containers.	167	1,563	129	2,120	-23%	36%
Washing machines, even with drying device	118	106	297	245	151%	131%
Planing machines, vices-filing machines, slotting machines, broaching, cutting gears, finishing gears, sawing ...	26	36	9	42	-64%	16%
Automatic data processing machines and units thereof; magnetic or optical readers, ...	8	1,140	104	1,478	1196%	30%

Products	Jan- March 2024		Jan- March 2025		Variation weight	Variation value
	Quantity (t)	Fob Value (M.CFAF)	Quantity (t)	Fob Value (M.CFAF)		
Automatic goods-vending machines (for example, postage stamp, cigarette, food or beverage machines), including money-changing machines	-	-	15	12		
Machines and apparatus (other than machines of heading 8450) for washing, cleaning, spinning, drying, ...	3	39	44	152	1623%	286%
Machines and apparatus for sorting, screening, separating, washing, crushing, crushing, mixing or mixing soil, stones, etc.	1865	11,923	2,574	3,867	38%	-68%
Machines and auxiliary apparatus for machines of heading 8444, 8445, 8446 or 8447 (dobby, Jacquard machines, etc.	12	154	37	657	199%	327%
Machines and mechanical appliances having individual functions, not specified or included elsewhere in this chapter	1187	4,515	1,405	2,978	18%	-34%
Machines and apparatus for the manufacture of pulp of fibrous cellulosic materials or for the manufacture or...	0	31	0	0	-86%	-100%
Machines and apparatus for soldering or welding, whether or not capable of cutting, other than those of heading 8515; machines and ...	3	68	4	9	35%	-87%
Machines and apparatus for stitching or bookbinding, including sheet-sewing machines...	-	-	28	33		
Machines and apparatus for air conditioning comprising a motor-driven fan and specific devices...	622	1,257	957	1,436	54%	14%
Extruders for working with rubber or plastics or for manufacturing products made from these materials	466	5,589	1,105	3,404	137%	-39%
Machines and apparatus for printing by means of plates, cylinders and other printing elements of heading 8442...	121	624	387	1,080	220%	73%
Parts and accessories of machines and apparatus used exclusively or mainly for the manufacture of ingots, wafers or semiconductor devices...	-	-	0	3		
Machines and apparatus, not specified or included elsewhere in this chapter, for preparation or manufacture ...	593	7,218	430	2,965	-27%	-59%
Knitting machines, stitch-bonding machines and machines for making gimped yarn, tulle, lace, embroidery, trimmings, ...	-	-	28	101		
Machines for the manufacture of additives	-	-	6	2		
Machines for assembling electric or electronic lamps, tubes or valves or lamps for production ...	-	-	26	47		
Machines for cleaning, sorting or screening grains or pulses; machines and apparatus for ...	404	3,416	83	594	-80%	-83%
Agricultural, horticultural or forestry machinery, apparatus and implements for soil preparation or tillage or for ...	514	1,108	146	390	-72%	-65%
Machines, apparatus and machinery for harvesting and threshing agricultural products, including straw balers ...	297	753	11	50	-96%	-93%
Machine tools (including machines for nailing, stapling, gluing or otherwise assembling) for woodworking,...	116	191	67	72	-42%	-62%
Machine tools for working stone, ceramic products, concrete, asbestos-cement or other materials ...	1	12	5	13	689%	13%
Machine tools working by removing any material and operating by laser or other beam of light or ...	-	-	2	62		
Spark-ignition reciprocating or rotary internal combustion piston engines	289	111	222	72	-23%	-35%
Compression-ignition internal combustion piston engines (diesel or semi-diesel engines)	1	12	125	180	13638%	1444%
Pneumatic, hydraulic or motor tools (electric or non-electric) incorporated, for use by hand ...	68	160	238	158	250%	-1%
Pulley tackle and hoists; winches and capstans; jacks	42	63	39	346	-8%	451%
Parts of machines or apparatus, not specified or included elsewhere in this chapter, not comprising c...	2	11	1	18	-62%	68%
Parts and accessories (other than cases, covers and the like) recognizable as being exclusively accept...	0	8	33	286	23107%	3423%
Parts and accessories recognizable as being exclusively or mainly intended for machines of heading 8456 to...	3	45	126	1,828	3923%	3986%
Parts suitable for use solely or principally with the machinery of headings 8425 to 8	854	10,496	989	2,870	16%	-73%
Parts recognizable as being exclusively or mainly intended for engines of heading 8407 or 8408...	19	111	121	622	535%	460%
Air or vacuum pumps, compressors for air or other gases and fans; extractor hoods or recycling...	755	646	1,522	1,832	102%	184%
Pumps for liquids, whether or not fitted with a measuring device; liquid elevators	110	508	644	3,281	486%	545%

Products	Jan- March 2024		Jan- March 2025		Variation weight	Variation value
	Quantity (t)	Fob Value (M.CFAF)	Quantity (t)	Fob Value (M.CFAF)		
Nuclear reactors; fuel elements (cartridges), , non-irradiated, for nuclear reactors; machinery and apparatus for isotopic ...	3	11	1	0	-78%	-98%
Refrigerators, freezer-conservators and other equipment, machines and apparatus for producing cold, ...	1,598	2,494	3,310	4,157	107%	67%
Ball, roller, roller or needle bearings	7	35	122	162	1535%	362%
Lathes (including turning centres) for removing metal	-	-	16	55		
Hydraulic turbines, water wheels and their regulators	16	27	-	-	-100%	-100%
Turbojets, turbopropellers and other gas turbines	-	-	1	29		
RESIDUES AND WASTE FROM THE FOOD INDUSTRIES; PREPARED ANIMAL FODDER	6,278	3,958	33,715	11,246	437%	184%
Flours, powders and agglomerates in the form of pellets, meat, offal, fish or crustaceans, molluscs, etc.	213	118	-	-	-100%	-100%
Preparations of a kind used for feeding animals	5,708	3,644	6,990	5,028	22%	38%
Starch and similar residues, beet pulps, sugar cane bagasse and other sugar waste...	123	61	-	-	-100%	-100%
Oil cake and other solid residues, whether or not crushed or agglomerated in the form of pellets, from the extraction of soybean oil	235	134	26,725	6,218	11256%	4533%
SOAPS, ORGANIC SURFACE AGENTS, LAUNDRY PREPARATIONS, LUBRICANT PREPARATIONS,...	2,234	1,808	3,506	1,887	57%	4%
Organic surfactants (other than soaps); surfactant preparations, laundry preparations (incl.	1,213	1,246	2,689	1,290	122%	4%
Candles, candles, tapers and similar articles	17	6	268	89	1487%	1299%
Polishes and creams for shoes, polishes, glosses for bodywork, glass or metals, pastes and powders for...	14	62	53	82	286%	33%
Artificial waxes and prepared waxes	850	251	4	5	-100%	-98%
Lubricating preparations (including cutting oils, preparations for releasing nuts, preparations, etc.	45	128	224	225	396%	75%
Soaps; organic surfactant products and preparations for use as soap, bars, bars, pieces or ...	76	112	270	195	254%	74%
SALT; SULPHUR; EARTHS AND STONE; PLASTERING MATERIALS, LIME AND CEMENT	676,938	16,585	962,875	22,899	42%	38%
Other clays (excluding expanded clays of heading 6806), andalusite, kyanite, sillimanite, whether or not calcined;...	401	115	148	60	-63%	-48%
Pebbles, gravel, crushed stones, of the types generally used for concreting or for the setting in of...	-	-	21973	100		
Natural magnesium carbonate (magnesite); electrofused magnesia; magnesia burnt to death (sintered), even containing...	54	17	48	20	-11%	22%
Castines; lime or cement stones	649	19	-	-	-100%	-100%
Quicklime, slaked lime and hydraulic lime, other than calcium oxide and hydroxide of heading 2825...	2,151	310	6,320	805	194%	160%
Hydraulic cements (including unpulvered cements known as "clinkers"), whether or not coloured	582,293	13,799	796,692	19,133	37%	39%
Chalk	77	15	129	28	67%	87%
Dolomite, whether or not sintered or calcined, including dolomite roughened or simply cut, by sawing or otherwise, e...	5610	129	4,818	180	-14%	39%
Fossil siliceous flour (kieselguhr, tripolite, diatomite, for example) and other similar siliceous earths,...	181	69	330	145	83%	111%
Natural graphite	154	40	-	-	-100%	-100%
Gypsum; anhydrite; plasters, whether or not coloured or containing small amounts of accelerators or retarders ...	15,812	661	78,943	1,260	399%	91%
Kaolin and other kaolinic clays, whether or not calcined	0	1	28	5	5818%	444%
Marble, travertine, ecaussine and other calcareous monumental or building stone of an apparent specific gravity o ...	-	-	5	2		
Mineral substances not elsewhere specified or included	1414	104	2,299	236	63%	127%
Quartz (other than natural sands); quartzites, whether or not roughly cut or simply cut, by sawing or otherwise, ...	172	18	-	-	-100%	-100%

Products	Jan- March 2024		Jan- March 2025		Variation weight	Variation value
	Quantity (t)	Fob Value (M.CFAF)	Quantity (t)	Fob Value (M.CFAF)		
Natural sands of all kinds, whether or not coloured, excluding metalliferous sands of Chapter 26...	5	6	17	23	229%	298%
Salt (including prepared table salt and denatured salt) and pure sodium chloride, even in aqueous solution ...	67807	1,239	50,937	846	-25%	-32%
Natural soapstone, whether or not roughly cut or simply cut, by sawing or otherwise, into shaped blocks or slabs ...	4	4	140	35	3410%	823%
Natural barium sulfate (barite); natural barium carbonate (witherite), whether or not calcined, other than oxide of...	154	40	48	20	-69%	-50%
SUGARS AND SUGAR CONFECTIONERY	64996	23,676	38,174	12,133	-41%	-49%
Other sugars, including chemically pure lactose, maltose, glucose and fructose (levulose), in their s ...	3,947	1,267	2,772	887	-30%	-30%
Sugar confectionery (including white chocolate), not containing cocoa	226	240	27	56	-88%	-77%
Cane or beet sugar and chemically pure sucrose, in solid form	60,824	22,170	35,375	11,190	-42%	-50%
TOBACCO AND MANUFACTURED TOBACCO SUBSTITUTES	869	2,714	1,178	4,224	35%	56%
Other manufactured tobacco and manufactured tobacco substitutes; 'homogenised' or 'reconstituted' tobacco; tobacco extracts and essences	201	17	177	11	-12%	-34%
Cigars (including those with cut ends), cigarillos and cigarettes, of tobacco or of tobacco substitutes ...	668	2,697	921	4,205	38%	56%
Unmanufactured tobacco; tobacco refuse	-	-	79	8		
CARPETS AND OTHER TEXTILE FLOOR COVERINGS	175	62	505	162	188%	160%
Other carpets and other textile floor coverings, whether or not made up	28	10	109	40	295%	294%
Carpets and other textile floor coverings, knotted, whether or not made up	6	12	19	4	202%	-70%
Carpets and other textile floor coverings, woven, not tufted or flocked, whether or not made up, including...	-	-	250	70		
Carpets and other textile floor coverings, tufted, whether or not made up	141	40	66	31	-53%	-24%
Carpets and other textile floor coverings, of felt, not tufted or flocked, whether or not made up	-	-	61	19		
IMPREGNATED, COATED, COVERED OR LAMINATED FABRICS; TECHNICAL ARTICLES IN TEXTILES	203	80	339	321	67%	303%
Conveyor belts or transmission belts of textile materials, whether or not impregnated, coated, covered with material, etc.	0	7	1	33	526%	395%
Textile products and articles for technical uses, specified in note 7 to this chapter	22	22	178	107	725%	377%
Rubberised textile fabrics, other than those of heading 5902	41	7	54	26	32%	260%
Fabrics impregnated, coated or covered with plastics or laminated with plastics, other than ...	138	37	87	77	-37%	106%
Textile hosepiping and similar textile tubing, with or without lining, armour or accessories of other materials...	2	6	20	77	730%	1200%
SPECIAL FABRICS; Tufted TEXTILE SURFACES; LACES; TAPESTRY; PASSEMENTERIES; EMBROIDERY ...	509	61	79	25	-84%	-59%
Narrow woven fabrics, other than goods of heading 5807; narrow fabrics consisting of warp without weft assembled by means of an adhesive (bolducs)...	4	22	19	13	344%	-40%
Terry towelling and similar woven terry fabrics, other than narrow fabrics of heading 5806; tufted textile fabrics, other than products...	505	39	60	12	-88%	-70%
Woven pile fabrics and chenille fabrics, other than fabrics of heading 5802 or 5806	-	-	1	0		
VEHICLES AND EQUIPMENT FOR RAILWAY OR SIMILAR TRACKS AND THEIR PARTS; MECHANICAL DEVICES ...	455	3,476	527	1,489	16%	-57%
Specially designed and equipped frames and containers (including tank-containers and tank-containers)...	303	2,480	435	651	44%	-74%
Parts of vehicles for railways or the like	152	995	92	839	-40%	-16%
GLASS AND GLASSWARE	8,907	1,579	25,698	4,603	189%	191%
Tubular bulbs and envelopes, open, and parts thereof, of glass, without fittings, for electric lamps, ...	18	5	17	3	-9%	-38%

Products	Jan- March 2024		Jan- March 2025		Variation weight	Variation value
	Quantity (t)	Fob Value (M.CFAF)	Quantity (t)	Fob Value (M.CFAF)		
Other articles of glass	-	-	31	10		
Carboys, bottles, flasks, jars, tubular packaging, ampoules and other transport containers or...	5,302	1,101	13,812	2,384	161%	116%
Cullet and other waste and scrap of glass; bulk glass	2,347	97	4,454	210	90%	116%
Glass fibres (including glass wool) and articles thereof (for example yarns, fabrics) ...	45	63	61	136	35%	116%
Ice (float glass and glass softened or polished on one or two sides) in plates or sheets, even with an absorbent layer ...	346	34	3,064	252	786%	635%
Glass mirrors, whether or not framed, including rear-view mirrors	1	12	252	98	24614%	715%
Glass objects for the service of the table, for the kitchen, the toilet, the office, the ornamentation of the apartments ...	454	136	3,176	658	599%	384%
Pavers, slabs, bricks, tiles, tiles and other articles, of pressed or molded glass, whether or not reinforced, for building ...	2	7	7	18	350%	156%
Glass beads, imitations of natural or cultured pearls, imitations of gemstones and similar articles of v...	-	-	5	5		
Safety glass, consisting of glass which is tempered or formed from laminated sheets	212	67	540	605	155%	802%
So-called "cast" glass, in plates, sheets or profiles, even with an absorbent, reflective or non-reflective layer ...	-	-	76	7		
Glass in beads (other than microspheres of heading 7018), bars, rods or tubes, unworked, etc.	-	-	0	2		
Drawn or blown glass, in sheets, whether or not with an absorbent, reflective or non-reflective layer, but not other ...	-	-	9	6		
Laboratory, hygienic or pharmaceutical glassware, whether or not graduated or calibrated	16	28	23	81	45%	189%
Multiple-walled insulating units of glass	-	-	118	101		
ARTICLES OF APPAREL AND CLOTHING ACCESSORIES, NOT KNITTED OR CROCHETED	97	217	322	665	232%	206%
Other made-up clothing accessories; parts of garments or of clothing accessories, other than those of heading...	3	10	43	82	1172%	748%
Shawls, scarves, scarves, mufflers, neck warmers, mantillas, veils and veils, and similar items ...	-	-	0	0		
Men's or boys' shirts, knitted or crocheted	5	35	-	-	-100%	-100%
Women's or girls' blouses, shirts and shirt-blouses	3	20	0	5	-88%	-73%
Suits or suits, sets, jackets, pants, overalls with suspenders, breeches and shorts (other than for ...	22	55	45	219	105%	296%
Tailored suits, sets, jackets, dresses, skirts, culottes, pants, overalls with suspenders, breeches and ...	4	30	11	47	165%	56%
Gloves, mittens and mitts	-	-	2	13		
Body vests, briefs, boxers, nightgowns, pajamas, bathrobes, dressing gowns and similar items...	-	-	1	1		
Coats, peacoats, capes, anoraks, jackets and similar articles, for women or girls, excluding articles...	49	32	-	-	-100%	-100%
Coats, peacoats, capes, anoraks, jackets and similar articles, for men or boys, excluding art...	-	-	0	0		
Handkerchiefs	-	-	28	7		
Brassières, girdles, corsets, braces, suspenders, garters and similar articles and parts thereof, whether or not knitted or crocheted	-	-	13	23		
Tracksuits, ski suits and swimwear, knitted or crocheted	-	-	91	78		
Garments, made up of fabrics of heading 5602, 5603, 5903, 5906 or 5907	2	19	87	190	4645%	917%
CLOTHING AND CLOTHING ACCESSORIES, KNITTED	240	108	345	685	44%	537%
Other made-up clothing accessories, knitted or crocheted; knitted or crocheted parts of garments or of clothing accessories	-	-	3	25		
Other garments, knitted or crocheted	0	2	-	-	-100%	-100%

Products	Jan- March 2024		Jan- March 2025		Variation weight	Variation value
	Quantity (t)	Fob Value (M.CFAF)	Quantity (t)	Fob Value (M.CFAF)		
Sweaters, pullovers, cardigans, cardigans and similar articles, including under-sweaters, knitted or crocheted...	2	12	-	-	-100%	-100%
Men's or boys' shirts, knitted or crocheted	0	2	7	87	4045%	4130%
Women's or girls' blouses, shirts and shirt-blouses, knitted or crocheted	-	-	54	13		
Tights (pantyhose), stockings, knee socks, socks and other hosiery, including tights (pantyhose ...	-	-	3	24		
Jumpsuits or bottoms of dresses, petticoats, briefs, nightgowns, pajamas, negligee, bathrobes, bathrobes ...	-	-	15	9		
Suits or suits, sets, jackets, pants, overalls with suspenders, breeches and shorts (other than for ...	169	34	-	-	-100%	-100%
Tailored suits, sets, jackets, dresses, skirts, culottes, pants, overalls with suspenders, breeches and ...	-	-	2	9		
Gloves, mittens and mitts, knitted or crocheted	6	13	1	9	-77%	-34%
Coats, peacoats, capes, anoraks, jackets and similar articles, knitted, for men or boys, ex ...	-	-	0	3		
Briefs, boxers, nightgowns, pyjamas, bathrobes, dressing gowns and similar articles, of knitted fabric...	37	8	3	25	-91%	206%
Tracksuits, ski suits and swimwear, knitted or crocheted	-	-	47	226		
T-shirts, singlets and other vests, knitted or crocheted	26	36	186	249	615%	594%
Garments, made up of knitted or crocheted fabrics of heading 5903, 5906 or 5907	-	-	10	3		
Clothing and clothing accessories, knitted or crocheted, for babies	-	-	14	4		
MEAT AND EDIBLE OFFAL	54	71	103	114	91%	60%
Edible offals of bovine, porcine, sheep, goat, horse, ass or mulassière species, fresh, r...	9	10	26	28	192%	191%
Other meat and edible meat offal, fresh, chilled or frozen	-	-	1	2		
Meat of swine animals, fresh, chilled or frozen	18	20	-	-	-100%	-100%
Meat of sheep or goats, fresh, chilled or frozen	-	-	4	15		
Meat and edible offal, of the poultry of heading 0105, fresh, chilled or frozen	28	42	73	69	164%	65%
Meat and edible meat offal, salted, in brine, dried or smoked; edible flours and meals of meat or meat offal	-	-	0	0		
VEHICLES OTHER THAN RAILWAY OR TRAMWAY ROLLING STOCK, AND PARTS AND ACCESSORIES...	27753	71,609	43,931	74,810	58%	4%
Bicycles and other cycles (including delivery tricycles), not motorised	81	85	109	107	34%	26%
Bodies of motor vehicles of headings 8701 to 8705, including cabins	462	7,612	1	17	-100%	-100%
Automobile trolleys not fitted with a lifting device, of a kind used in factories, warehouses, shops, etc.	37	69	10	4	-73%	-94%
Wheelchairs and other vehicles for invalids, even with motor or other propulsion mechanism ...	-	-	14	28		
Prams, strollers and similar cars for the transport of children, and parts thereof	-	-	0	1		
Motorcycles (including mopeds) and cycles fitted with an auxiliary motor, with or without side-cars; sidecars ...	723	1,332	1,578	2,857	118%	114%
Parts and accessories of the motor vehicles of headings 8701 to 8705	954	12,497	3,503	3,073	267%	-75%
Parts and accessories of vehicles of headings 8711 to 8713	2,273	1,086	6,409	2,994	182%	176%
Trailers and semi-trailers for all vehicles; other non-motor vehicles; their parts ...	1,314	2,385	2,006	2,094	53%	-12%
Tractors (other than tractors of heading 8709)	1259	3,293	4,724	9,864	275%	200%
Special(purpose motor vehicles, other than those primarily designed for the transport of persons or ...	414	1,951	1,626	9,806	293%	403%
Motor vehicles for the transport of ten or more persons, including the driver	762	3,710	1,355	4,975	78%	34%
Vehicles used for cargo transport	5829	10,520	8,067	12,984	38%	23%
Passenger cars and other motor vehicles mainly designed for the transport of persons (other than...	13,364	26,891	14,528	26,007	9%	-3%
ZINC AND ARTICLES THEREOF	4	7	0	3	-89%	-62%

Products	Jan- March 2024		Jan- March 2025		Variation weight	Variation value
	Quantity (t)	Fob Value (M.CFAF)	Quantity (t)	Fob Value (M.CFAF)		
Other articles of zinc	-	-	0	0		
Zinc dust, powders and flakes	4	7	-	-	-100%	-100%
Unwrought zinc	-	-	0	2		
Tights (panty hose), stockings, knee socks, socks and other hosiery, including tights (panty hose ...	-	-	3	24		
Jumpsuits or bottoms of dresses, petticoats, briefs, nightgowns, pajamas, negligee, bathrobes, bathrobes ...	-	-	15	9		
Suits or suits, sets, jackets, pants, overalls with suspenders, breeches and shorts (other than for ...	169	34	-	-	-100%	-100%
Tailored suits, sets, jackets, dresses, skirts, culottes, pants, overalls with suspenders, breeches and ...	-	-	2	9		
Gloves, mittens and mitts, knitted or crocheted	6	13	1	9	-77%	-34%
Coats, peacoats, capes, anoraks, jackets and similar articles, knitted, for men or boys, ex ...	-	-	0	3		
Briefs, boxers, nightgowns, pyjamas, bathrobes, dressing gowns and similar articles, of knitted fabric...	37	8	3	25	-91%	206%
Tracksuits, ski suits and swimwear, knitted or crocheted	-	-	47	226		
T-shirts, singlets and other vests, knitted or crocheted	26	36	186	249	615%	594%
Garments, made up of knitted or crocheted fabrics of heading 5903, 5906 or 5907	-	-	10	3		
Clothing and clothing accessories, knitted or crocheted, for babies	-	-	14	4		
MEAT AND EDIBLE OFFAL	54	71	103	114	91%	60%
Edible offals of bovine, porcine, sheep, goat, horse, ass or mulassière species, fresh, r...	9	10	26	28	192%	191%
Other meat and edible meat offal, fresh, chilled or frozen	-	-	1	2		
Meat of swine animals, fresh, chilled or frozen	18	20	-	-	-100%	-100%
Meat of sheep or goats, fresh, chilled or frozen	-	-	4	15		
Meat and edible offal, of the poultry of heading 0105, fresh, chilled or frozen	28	42	73	69	164%	65%
Meat and edible meat offal, salted, in brine, dried or smoked; edible flours and meals of meat or meat offal	-	-	0	0		
VEHICLES OTHER THAN RAILWAY OR TRAMWAY ROLLING STOCK, AND PARTS AND ACCESSORIES...	27753	71,609	43,931	74,810	58%	4%
Bicycles and other cycles (including delivery tricycles), not motorised	81	85	109	107	34%	26%
Bodies of motor vehicles of headings 8701 to 8705, including cabins	462	7,612	1	17	-100%	-100%
Automobile trolleys not fitted with a lifting device, of a kind used in factories, warehouses, shops, etc.	37	69	10	4	-73%	-94%
Wheelchairs and other vehicles for invalids, even with motor or other propulsion mechanism ...	-	-	14	28		
Prams, strollers and similar cars for the transport of children, and parts thereof	-	-	0	1		
Motorcycles (including mopeds) and cycles fitted with an auxiliary motor, with or without side-cars; sidecars ...	723	1,332	1,578	2,857	118%	114%
Parts and accessories of the motor vehicles of headings 8701 to 8705	954	12,497	3,503	3,073	267%	-75%
Parts and accessories of vehicles of headings 8711 to 8713	2,273	1,086	6,409	2,994	182%	176%
Trailers and semi-trailers for all vehicles; other non-motor vehicles; their parts ...	1,314	2,385	2,006	2,094	53%	-12%
Tractors (other than tractors of heading 8709)	1259	3,293	4,724	9,864	275%	200%
Special(purpose motor vehicles, other than those primarily designed for the transport of persons or ...	414	1,951	1,626	9,806	293%	403%
Motor vehicles for the transport of ten or more persons, including the driver	762	3,710	1,355	4,975	78%	34%
Vehicles used for cargo transport	5829	10,520	8,067	12,984	38%	23%
Passenger cars and other motor vehicles mainly designed for the transport of persons (other than...	13,364	26,891	14,528	26,007	9%	-3%
ZINC AND ARTICLES THEREOF	4	7	0	3	-89%	-62%

Products	Jan- March 2024		Jan- March 2025		Variation weight	Variation value
	Quantity (t)	Fob Value (M.CFAF)	Quantity (t)	Fob Value (M.CFAF)		
Other articles of zinc	-	-	0	0		
Zinc dust, powders and flakes	4	7	-	-	-100%	-100%
Unwrought zinc	-	-	0	2		

Source : CNSC

4. Average import freight rates for refrigerated or dry 20-foot and 40-foot containers in Q1 2025

Country of loading - AFRICA	Port of loading	Average import freight rate for Containers (thousand CFAF)			
		20REEFER	20DRY	40REEFER	40DRY
South Africa	Cape Town	-	2057	1,790	1,895
	Coega	-	-	1821	-
	Durban	-	1963	2,624	2,156
	Port Elizabeth	-	-	-	1101
Algeria	Alger	-	-	4821	2,222
	Oran	-	-	-	1001
Angola	Lobito	-	-	-	1724
	Luanda	-	1251	-	-
Congo - Brazzaville	Pointe-Noire	-	844	-	1634
Côte d'Ivoire	Abidjan	623	750	997	1,624
Egypt	Alexandria	-	1597	1,470	1,454
	Damiette	1,140	1,201	-	2,435
	Dumyat	-	1769	-	2803
	Port-Saïd	-	1530	3,737	1,771
	Sokhna	-	1095	-	2537
Gabon	Libreville	-	500	-	-
Ghana	Takoradi	-	1427	-	-
	Tema	-	876	1,155	1,413
Guinea	Conakry	-	-	-	1821
Mauritius Island	Port-Louis	-	-	-	3320
Kenya	Mombasa	-	3059	-	1803
Liberia	Monrovia	-	804	-	-
Madagascar	Tamatave	-	1309	-	-
Morocco	Agadir	-	1115	1,861	3,939
	Casablanca	-	1933	-	1774
	Tanger Med	-	1510	1,312	1,680
Mauritania	Nouadhibou	-	-	2489	3,196
	Nouakchott	-	-	2653	-
Mozambique	Beira	-	-	-	1921
Nigeria	Apapa	-	1386	-	-
	Lagos	-	1113	-	2886
	Tincan Island	-	-	-	7078
Democratic Republic of Congo	Matadi	-	864	-	-
Senegal	Dakar	-	959	1,154	2,511
Sierra Leone	Freetown	-	1396	-	-
Tanzania	Dar es Salaam	-	1723	-	-
Togo	Lome	-	587	-	1593
Tunisia	La Goulette	-	-	-	2493
	Radès	-	594	3,791	1,784
	Sfax	-	854	-	-
	Tunis	-	824	2,073	1,686

Source : CNSC



Country of loading - AMERICA	Port of loading	Average import freight rate for Containers (thousand CFAF)			
		20REEFER	20DRY	40REEFER	40DRY
Argentina	Buenos Aires	-	1613	3,880	2,020
	Mar del Plata	-	-	4291	-
Brazil	Itapoá	-	-	3941	1,246
	Paranaguá	-	-	-	1120
	Rio Grande	-	2886	3,724	1,279
	Santos	-	1313	-	1423
	Vitoria	-	-	-	1705
Canada	Montreal	-	2428	-	1896
	Montreal	-	2100	-	1952
	Vancouver	-	-	3150	1,861
Chile	Iquique	-	2886	3,963	-
	San Antonio	-	787	-	-
	San Vicente	-	-	4049	-
	Valparaiso	-	1839	3,630	-
Colombia	Buenaventura	-	2746	-	-
	Carthagène COL	3,472	1,497	2,858	2,095
USA	Baltimore	-	1810	-	1987
	Brooklyn	-	-	-	1819
	Charleston	-	-	-	1977
	Houston	-	2935	-	1923
	Long Beach	-	-	-	1540
	Los Angeles	-	-	-	1890
	Miami	-	-	-	2213
	Mobile	-	-	-	2045
	New York	-	1325	-	1927
	Newark	-	-	-	1584
	Norfolk	-	2494	-	2,577
	New-Orleans	-	-	-	1855
	Oakland	-	-	-	1579
	Savannah	-	4067	-	2342
	Texas City	-	-	-	1890
	Baltimore	-	1718	-	2106
	Charleston	-	-	-	1723
	Freeport	-	-	-	1214
	Houston	-	2279	-	2048
	Los Angeles	-	-	-	1517
	Miami	-	-	-	2104
	New York	-	-	-	1816
	Newark	-	-	-	1554
	Norfolk	-	2151	-	2,577
	New-Orleans	-	-	-	1480
	Oakland	-	-	-	4002
	Savannah	-	-	-	2734
	Seattle	-	1901	-	-
Guyana	Dégrad des Cannes	-	3142	-	3608
Mexico	Altamira	-	1151	-	1553
	Ensenada	-	-	3693	-
Peru	Callao	-	-	2886	7,974
Uruguay	Montevideo	-	-	3965	3,165

Source : CNSC



Country of loading - ASIA	Port of loading	Average import freight rate for Containers (thousand CFAF)			
		20REEFER	20DRY	40REEFER	40DRY
Saudi Arabia	Ad Dammam	-	-	-	2336
	Al Jubail	-	-	-	2143
	Jeddah	-	1403	-	2110
	King Abdullah Port	-	-	-	1869
Bahrain	Bahrain	-	1701	-	1890
	Khalifa bin Salman	-	2297	-	-
Bangladesh	Chittagong	-	2331	-	-
China	Beijiao	-	3843	-	984
	Changzhou	-	1653	-	-
	Chongqing	-	2394	-	3857
	Dafeng	-	1855	-	-
	Dalian	-	2328	-	3266
	Fuqing	-	-	-	1263
	Fuzhou	-	2561	-	2122
	Gaoming	-	1908	-	1110
	Guangzhou	-	1140	-	2317
	Haikou	-	-	4723	-
	Hefei	-	2066	-	5482
	Hongwan	-	2257	-	4231
	Huangpu	-	2795	-	2,595
	Jiangmen	-	-	-	1905
	Jiujiang	-	954	-	2821
	Lianyungang	-	2165	-	1924
	Mawei	-	1260	-	1342
	Nanghai	-	-	-	1540
	Nanjing	-	3039	-	1630
	Nansha	-	1345	2,641	1,537
	Ningbo	-	1444	1,770	1,524
	Pudong/Shanghai	-	2897	-	4055
	Qingdao	3,271	1,881	3,274	2,729
	Qinhuangdao	-	1781	-	-
	Qinzhou	-	995	-	3124
	Sanrong	-	1696	-	-
	Shanghai	2,902	2,676	-	3505
	Shantou	-	3172	-	1539
	Shekou	-	1776	5,290	1,969
	Shunde	-	-	-	1389
	Taicang	-	-	-	1882
	Taizhou	-	-	-	1261
	Tianji Xingang	-	2168	-	2646
	Tianjin	-	2183	-	3664
	Waihai	-	-	-	1791
	Weihai	-	2364	-	-
	Wenzhou	-	3263	-	1932
	Wuhan	-	2591	-	3360
	Wuhu	-	-	-	1519
	Wuzhou	-	3507	-	-
	Xiamen	-	1438	4,779	2,332
	Xiaolan	-	-	-	1402
	Xingang	-	1747	-	1887
	Yangpu	-	1249	-	-
	Yangzhong	-	-	-	1312
	Yangzhou	-	-	-	2582
	Yantian	-	1568	4,242	2,876
	Yunfu	-	1378	-	-
	Zha Pu	-	910	-	2296
	Zhangjiagang	-	2014	-	1765



Country of loading - ASIA	Port of loading	Average import freight rate for Containers (thousand CFAF)			
		20REEFER	20DRY	40REEFER	40DRY
	Zhanjiang	-	-	-	1312
	Zhongshan	-	1208	-	1784
	Zhuhai	-	1472	-	1855
	Busan	4091	2,263	4,592	3,140
South Korea	Gwangyang	-	-	-	2848
	Incheon	-	3366	-	3407
	Kwangyang	-	-	-	1570
	Dubai	-	-	-	1700
United Arab Emirates	Jebel Ali	5,662	1,772	3,273	2,004
Hong Kong SAR China	Hong Kong	-	-	-	4486
India	Chennai	-	-	-	2377
	Cochin	-	2428	-	3067
	Ennore	-	1517	-	2281
	Gangavaram	-	2590	-	-
	Hazira	-	2375	-	3153
	Kattupalli	-	3068	-	2185
	Kolkata	-	3129	-	3661
	Mundra	-	2194	4,013	2,498
	New Mangalore	-	-	-	1771
	Nhava Sheva	5087	2,426	3,416	2,556
	Tuticorin	-	3305	-	4084
	Visakhapatnam	-	2282	-	1890
Indonesia	Batam	-	2362	-	-
	Belawan	-	2020	-	-
	Jakarta	-	1354	-	2993
	Semarang	-	-	-	3472
	Surabaya	-	1796	-	3632
	Tanjung Pelepas	-	2849	-	2942
	Tanjung Priok	-	2240	-	3067
Israel	Ashdod	-	-	-	2296
Japan	Abashiri	-	-	-	2368
	Hakata	-	2115	-	3374
	Kobe	-	1640	-	2324
	Nagoya	-	2519	-	-
	Yokohama	-	-	-	2320
Jordan	Aqaba	-	-	-	1511
Kuwait	Shuaiba	-	-	-	1599
Lebanon	Beirut	-	1818	2,099	2,172
Malaysia	Johor	-	1214	-	-
	Kelang	-	1607	-	4172
	Pasir Gudang	-	-	-	1229
	Penang	-	-	-	2124
	Port Kelang	-	2081	-	4293
Oman	Duqm	-	-	3250	-
	Salalah	-	-	3242	-
	Sohar	-	3096	3,936	3,639
Pakistan	Karachi	-	2212	-	2323
	Muhammad Bin Qasim	-	-	-	2558
	Port Qasim	-	-	-	1392
The Philippines	Batangas	-	-	4143	4,007
	Manille	-	-	-	1890
Qatar	Doha	-	-	-	1802
	Hamad	-	2136	-	1890
	Mesaieed	-	-	-	3354
Singapore	Jurong	-	-	-	1032



Country of loading - ASIA	Port of loading	Average import freight rate for Containers (thousand CFAF)			
		20REEFER	20DRY	40REEFER	40DRY
	Singapore	-	2256	-	2441
Sri Lanka	Colombo	-	2070	-	5415
Syria	Lattaquie	-	2624	-	-
Taiwan	Kaohsiung	-	1438	-	2890
	Keelung	-	-	-	5312
	Taichung	-	3294	-	-
Thailand	Laem Chabang	-	2361	-	4588
	Lat Krabang	-	-	-	356
	Songkhla	-	-	-	5336
North Vietnam	Haiphong	-	1751	-	3181
	Vung Tau	-	-	-	1763
South Vietnam	Cát Lái	-	-	-	6110
	Ho Chi Minh City	-	2144	4,219	5,323
South Yemen	Mukalla	-	-	4754	-

Source : CNSC

Country of loading - EUROPE	Port of loading	Average import freight rate for Containers (thousand CFAF)			
		20REEFER	20DRY	40REEFER	40DRY
Germany	Bremerhaven	-	1524	-	1371
	Hamburg	-	1744	2,119	2,347
	Wilhelmshaven	-	1968	-	-
Belgium	Antwerp	3,631	1,481	2,999	1,930
Bulgaria	Bourgas	-	-	-	1631
	Varna	-	1141	-	1721
Cyprus	Limassol	-	-	-	2138
Croatia	Rijeka	-	6145	-	2405
Denmark	Aalborg	-	-	-	2847
	Aarhus	-	2520	-	3247
	Copenhagen	-	1116	-	3486
	Helsingor	-	-	-	1968
Spain	Algésiras	1341	1,143	2,101	1,691
	Almería	-	1205	-	-
	Barcelona	-	1507	-	1863
	Bilbao	-	1185	-	1925
	Carthagène ESP	1,305	1,722	-	-
	Sagunt	-	-	-	1587
	Valence	-	1227	3,099	2,072
	Vigo	-	2506	-	2166
Estonia	Tallinn	-	-	-	3106
Finland	Helsinki	-	-	-	1716
	Kotka	-	1148	-	-
	Oulu	-	-	-	1749
	Rauma	-	-	-	1944
France	Abbeville	-	-	-	1260
	Bassens	-	1418	-	2078
	Dunkerque	-	1250	-	1312
	Fos-sur-Mer	-	1865	-	2229
	La Pallice	-	-	-	2311



Country of loading - EUROPE	Port of loading	Average import freight rate for Containers (thousand CFAF)			
		20REEFER	20DRY	40REEFER	40DRY
	Le Havre	495	1,200	4,424	1,358
	Marseille	1,312	1,295	4,916	1,482
	Montoir-de-Bretagne	-	1654	2,440	1,737
	Port Vendres	-	850	2,208	2,029
	Rouen	-	5088	5,618	5,135
	Sete	-	-	-	869
	Le Pirée	-	1540	-	1993
Greece	Thessalonica	-	-	-	1496
	Volos	-	-	-	4845
Ireland	Cork	-	-	-	1968
	Dublin	-	1382	3,807	-
Italy	Ancona	-	-	-	787
	Genoa	-	1137	-	1800
	La Spezia	-	2364	-	2741
	Livorno	-	1071	-	1736
	Naples	-	2230	-	2042
	Naples-Italy	-	-	-	1974
	Ravenna	-	1312	-	-
	Salerno	-	1422	-	2074
	Trieste	-	1064	-	2137
	Venice	-	1406	-	1651
Lithuania	Klaipeda	-	2509	-	2724
Malta	Marsaxlokk	-	1355	-	1991
Martinique	Fort-de-France	-	2611	-	-
Montenegro	Bar	-	-	-	5198
Norway	Ålesund	-	443	-	1728
	Brevik	-	1259	-	-
	Kristiansand	-	-	-	1968
	Maaloy	-	-	3,934	-
	Oslo	-	-	-	1851
	Stavanger	-	-	-	1105
	Tananger	-	-	-	1640
Netherlands	Rotterdam	-	1386	-	2047
Poland	Gdansk	-	1378	3,061	2,135
	Gdynia	-	1046	-	1825
Portugal	Leixões	-	1148	-	1971
	Lisbon	-	1313	-	1918
	Setúbal	-	1214	-	2333
	Sines	-	-	-	1624
Romania	Constanta	-	2257	-	2760
United Kingdom	Belfast	-	-	1869	2,174
	Felixstowe	-	-	-	2412
	Grangemouth	-	1396	-	-
	Greenock	-	1551	-	-
	Immingham	-	-	-	2886



Country of loading - EUROPE	Port of loading	Average import freight rate for Containers (thousand CFAF)			
		20REEFER	20DRY	40REEFER	40DRY
	Liverpool	-	850	2,495	2,266
	London	-	2608	2,571	1,937
	Portsmouth	-	-	-	1804
	Tilbury	-	1209	2,599	1,879
Slovenia	Koper	-	1758	-	1922
Sweden	Gävle	-	-	-	2296
	Gorsingeholm	-	-	-	984
	Göteborg	-	1023	-	1662
	Helsingborg	-	1417	-	-
	Norrköping	-	-	-	1787
	Stockholm	-	-	-	1907
Turkey	Aliaga	-	1892	-	2072
	Ambarli	-	1233	-	1979
	Evyap	-	904	-	-
	Gebze	-	1777	-	2775
	Gemlik	-	1408	-	2149
	Iskenderun	-	1700	-	2116
	Istanbul	-	1520	-	2248
	Izmir	-	2283	-	1901
	Izmit	-	1930	-	2889
	Kumport	-	1853	-	2155
	Mersin	-	1452	-	2247
	Samsun	-	1584	-	2771
	Tekirdag	-	1679	-	2341
	Trabzon	-	-	-	1968
	Yarimca	-	1546	-	2837
Ukraine	Chornomorsk	-	2122	-	-
	Odessa	-	3545	-	-
	Skadovsk	-	3047	-	-

Source : CNSC

Country of loading - OCEANIA	Port of loading	Average import freight rate for Containers (thousand CFAF)			
		20REEFER	20DRY	40REEFER	40DRY
Australia	New Norfolk	-	2825	-	-
	Sydney	-	-	-	1821
New-Zealand	Auckland	-	-	4559	-
	Lyttelton	-	-	3765	-
	Napier	-	-	4395	4,213
	Nelson	-	-	4308	-
	Port Chalmers	-	-	4670	-
	Tauranga	-	-	3977	3,515

Source : CNSC





CAMEROON NATIONAL SHIPPERS' COUNCIL (CNSC)



Head office :

Centre des Affaires Maritimes

Bonanjo-Douala

P.O. Box : 1588 Douala

Tel : (+237) 233 43 67 67 / (+237) 233 43 67 69

Fax : (+237) 233 43 70 17

E-mail : info@cncc.cm Website : www.cncc.cm

Paris Office – France

3, Rue du Quatre-Septembre, 75002, Paris

Tel : +33 (0) 142210626

E-mail : representation@cncc.cm

Publisher:

Auguste Mbappe Penda

Editors in Chief:

Fernand Douglas Nolga

Theodore Roger Dippah Kayesse

Hermann Ngassa Nkengne

Collaborators in this Edition:

Line-Chimène Gueyitoh Fonkou

Cyrille Tiki

Translator:

Njume Randolph

