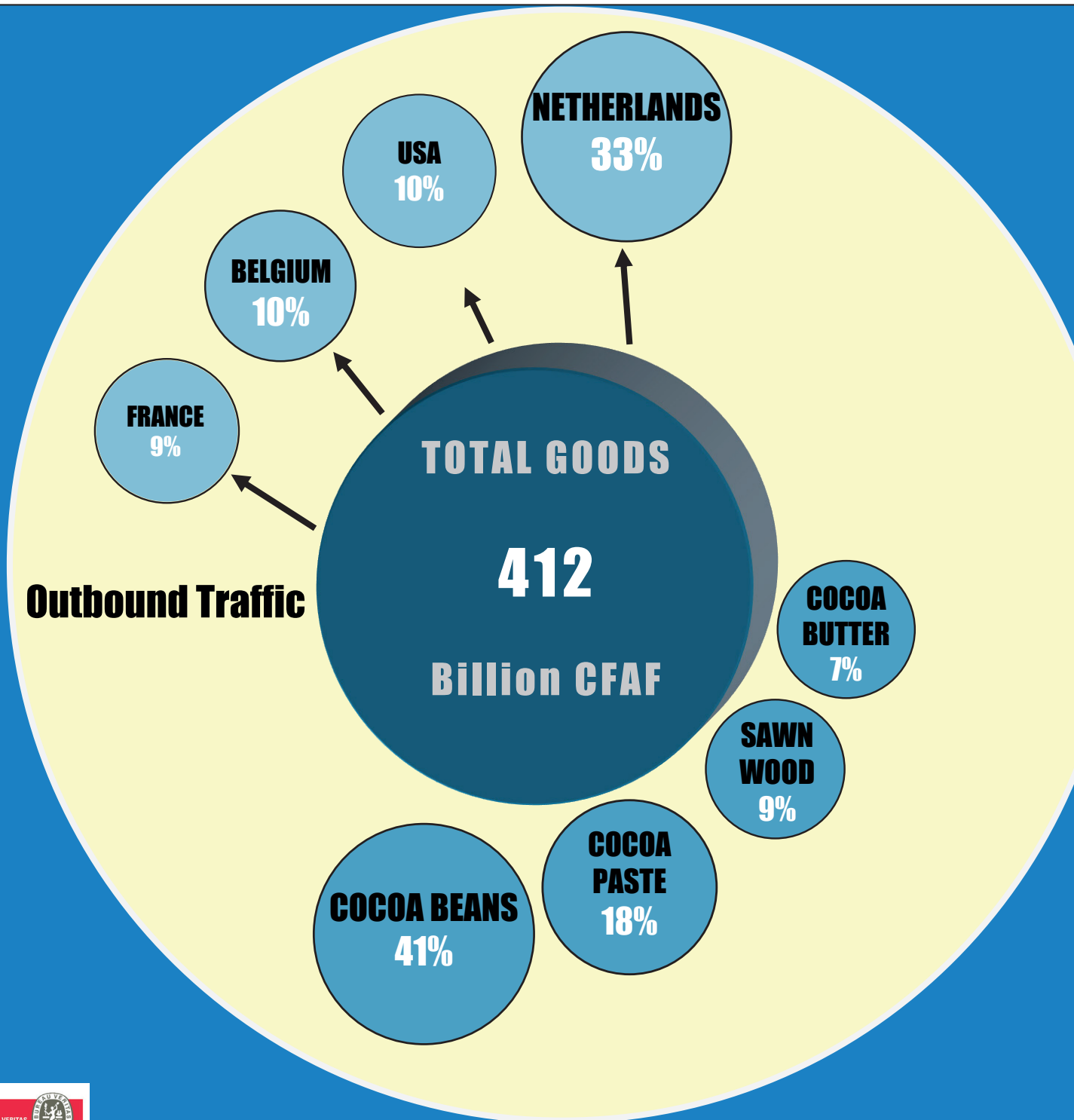




Cameroon National Shippers' Council

The CNSC Book Of Statistics



Systeme de Management de la Qualite certifié ISO 9001 version 2015 par Bureau Veritas pour la fabrication de Sacs de ciment de Sable de Sable des Carpiques importés et exportés par voie maritime.

Table of Contents

DATA PRESENTATION	7
I. Evolution of trade at the Douala and Kribi Ports	8
I.1. Overall traffic	8
I.2. Outbound traffic	9
I.3. Inbound traffic	9
2. Main partners	10
2.1. Export partners	10
2.2. Import partners	12
3. Main products transported	14
3.1. Export products	14
3.2. Import products	15
TABLES	16
I. Traffic per country	19
I.1. Outbound traffic per country	19
I.2. Inbound traffic per country	24
2. Tonnage per port	29
3. Traffic per product	42
3.1. Outbound traffic per product	42
3.2. Inbound traffic per product	50
4. Average import freight rates for refrigerated or dry 20-foot and 40-foot containers in Q4 2025	90

CONSEIL NATIONAL DES CHARGEURS DU CAMEROUN CAMEROON NATIONAL SHIPPERS' COUNCIL



Antenne CNCC de KOUSSERI dans la Région l'Extrême-Nord



Centre de vie CNCC de GAROUA-BOULAI dans la Région de l'EST

MISSIONS

Société à Capital Public ayant l'Etat comme unique actionnaire, le Conseil National des Chargeurs du Cameroun (S.A) a pour mission :

- L'assistance, la défense et la représentation des intérêts des chargeurs, importateurs/Exportateurs et opérateurs de la chaîne du transport ;
- Le développement et l'exploitation des infrastructures logistiques en vue de contribuer à la promotion du commerce extérieur.

ACTIONS

- Formation des acteurs du commerce extérieur ;
- Vulgarisation des procédures de commerce ;
- Diffusion des informations sur le commerce et le transport ;
- Développement et exploitation des infrastructures ;
- Collecte des données statistiques sur le commerce ;
- Participation aux réflexions sur le commerce et le transport ;
- Délivrance des documents de transport



Magasin de stockage de DOUALA-BASSA dans la Région du Littoral



Centre de vie de la DIBAMBA DOUALA dans la Région du Littoral

MISSIONS

The Cameroon National Shippers' Council (CNSC) is a public corporation with the State as sole shareholder, and has as its main objective to:

- Assist, defend and represent the interests of shippers, importers/exporters and transport chain operators;
- Develop and operate logistics infrastructure in view of contributing to the promotion of international trade.

ACTIONS

To achieve its objectives, the CNSC carries out the following field actions:

- Organise training for foreign trade operators;
- Disseminate foreign trade procedures;
- Publish information on trade and transport;
- Develop and operate logistics infrastructure;
- Collect statistical data on foreign trade;
- Participate in discussions on trade and transport;
- Issue required transport documents.

Dear shippers,

Dear business persons,

Dear transport service users,

The Cameroon National Shippers' Council is pleased to put at your disposal the 72nd issue of the "CNSC Book of Statistics".

This quarterly publication contains information sourced from the Electronic Cargo Tracking Note (ECTN) covering goods from or bound for Cameroon and passing through the ports of Douala and Kribi.

In the fourth quarter of 2025, our analyses of port activities was marked by a 26.58% year-

on-year decline in the value of total cargo traffic, excluding crude oil. The total volume of traffic stood at 3,004,500 tonnes for a FOB value of 1,330 billion CFAF against 3,477,615 tonnes for a FOB value of 1,811 billion CFAF in the fourth quarter of 2024.

Outbound traffic recorded a 29% year-on-year decrease with an estimated value of 412 billion CFAF in the fourth quarter of 2025. Trade volumes over the study period fell from 488,771 tonnes in the fourth quarter of 2024 to 479,844 tonnes during the same period in 2025.

Furthermore, import traffic declined by 25.6% year-on-year. Thus, 2,524,656 tonnes of goods were unloaded in the fourth quarter of 2025 and valued at 918 billion CFA francs, compared to 2,988,843 tonnes in the fourth quarter of 2024, valued at 1,233 billion CFA francs.

The main ports that shipped goods to and received shipments from the Douala and Kribi Ports in the fourth quarter of 2025 were:

- **Exports:** Antwerp, Amsterdam, Zhangjiagang, Livorno, Dakar, Haiphong, Rouen, Valencia, New York, Port-Vendres;
- **Imports:** Antwerp, Nansha, Ningbo, Le Havre, Hamburg, Qingdao, Jebel Ali, Shanghai, Tianjin, Rouen.



Auguste MBAPPE PENDA

CNSC General Manager

This issue of the “CNSC Book of Statistics,” contains statistics of the 4th quarter of 2025 and is subdivided into **two parts**.

Part A contains an analysis of the evolution of traffic handled at the Douala and Kribi sea ports. This data is presented in terms of overall traffic, inbound traffic (**imports**) and outbound traffic (**exports**). It also relates to the evolution of trade with Cameroon’s main trading partners. This refers to the countries of loading and discharge of goods. To conclude, it equally focuses on the evolution of trade in main products.

Part B presents statistics on trade flows (**tonnage and FOB value**) by country, by port and by product in detail. Data on the average freight rate for imported containers (**20-foot and 40-foot refrigerated or dry containers**) are presented at the end of this document.

The data used for the different analysis was sourced from the Electronic Cargo Tracking Note (**ECTN**).

The unit used is the **tonne** for **weights** and the **CFA Franc** for **FOB value** and **freight rates**.



DATA PRESENTATION

1. Evolution of trade at the Douala and Kribi Ports

1.1. Overall traffic

In Q4 2025, a total of 3 million tonnes of goods (excluding crude oil) loaded or discharged at the ports of Douala and Kribi were covered by an ECTN. This corresponds to a total value of 1,330 billion CFAF compared to 1,811 billion¹ CFAF recorded in Q4 2024, representing a year-on-year value increase of 26.58%.

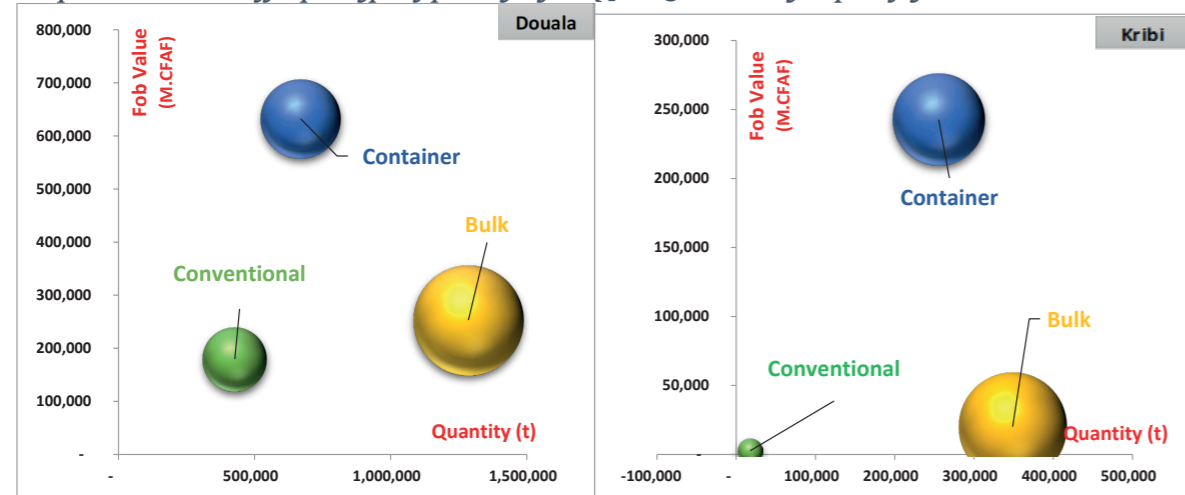
Table 1 : Distribution and evolution of overall traffic per type of packaging

Packaging	Oct-Dec 2024			Oct-Dec 2025			Evolution Fob Value Oct - Dec	Evolution Fob Value Jan - Dec
	Quantity (t)	Fob Value (M.CFAF ²)	Share Value	Quantity (t)	Fob Value (M.CFAF)	Share Value		
Douala	2 903 033	1 505 704	83%	2 382 491	1 064 697	80%	-29%	3.1%
Container	760 517	961 084	64%	669 535	632 047	59%	-34%	6%
Conventional	531 082	218 714	15%	427 380	179 549	17%	-18%	-1%
Bulk	1 611 434	325 905	22%	1 285 576	253 102	24%	-22%	0%
Kribi	574 582	306 109	17%	622 009	265 542	20%	-13%	-4%
Container	248 796	289 384	95%	255 534	242 692	91%	-16%	6%
Conventional	34 444	4 346	1%	17 720	2 721	1%	-37%	-92%
Bulk	291 342	12 379	4%	348 755	20 129	8%	63%	124%
Grand total	3 477 615	1 811 813	100%	3 004 500	1 330 239	100%	-26.58%	2%

Source: CNSC

In the 4th quarter of 2025, traffic at the Douala Port accounted for 80% of the overall traffic and was dominated by containerised goods, which accounted for 59% of the total traffic in this port all worth 632 billion CFAF for the 669 thousand tonnes of goods that passed through the port. On the other hand, the port of Kribi recorded a steep drop of 16% in the overall value of goods that passed through this port in the 4th quarter of 2025.

Graph 1 : Overall Traffic per type of packaging in Q4 2025 according to port figures



Source: CNSC

¹ bn: billion
² M.CFAF: Million CFAF

1.2. Outbound traffic

For the period between October and December 2025, some 479 thousand tonnes of goods were offloaded at the ports of Douala and Kribi for an estimated value of 412 billion CFAF, compared with 578 billion CFAF for an estimated 488 thousand tonnes of goods over the same period in 2024. This made for a 29% year-on-year decrease in value. This decline is driven by the cumulative decrease in the value of outbound traffic from the Ports of Douala and Kribi, which fell by approximately 29% and 26%, respectively, in the fourth quarter of 2025.

Table 2 : Distribution and evolution of outbound traffic per type of packaging according to the port of loading

Packaging	Oct-Dec 2024			Oct-Dec 2025			Evolution Fob Value Oct - Dec	Evolution Fob Value Jan - Dec
	Quantity (t)	Fob Value (M.CFAF)	Share Value	Quantity (t)	Fob Value (M.CFAF)	Share Value		
Douala	420 870	497 289	86%	431 272	351 747	85%	-29%	20%
Container	294 972	472 167	95%	261 944	309 799	88%	-34%	21%
Conventional	125 898	25 122	5%	169 328	41 948	12%	67%	10%
Kribi	67 901	81 333	14%	48 572	60 454	15%	-26%	0.0%
Container	33 831	79 209	97%	31 285	58 325	96%	-26%	2%
Conventional	34 070	2 124	3%	17 287	2 129	4%	0%	-46%
Grand total	488 771	578 621	100%	479 844	412 201	100%	-29%	17%

Source: CNSC

1.3. Inbound traffic

Inbound traffic in the fourth quarter of 2025 stood at 2.5 million tonnes of goods for a value of 918 billion CFAF, reflecting a year-on-year value decrease of 25.6%. Moreover, the port of Kribi witnessed a significant drop in the value of inbound traffic resulting in a 29% year-on-year decrease. Still during the period under review, traffic of bulk-packaged goods bound for the Port of Kribi increased by 63% year-on-year.

Table 3 : Distribution and evolution of inbound traffic per type of packaging according to the port of discharge

Packaging	Oct-Dec 2024			Oct-Dec 2025			Evolution Fob Value Oct - Dec	Evolution Fob Value Jan - Dec
	Quantity (t)	Fob Value (M.CFAF)	Share Value	Quantity (t)	Fob Value (M.CFAF)	Share Value		
Douala	2 482 163	1 008 415	82%	1 951 219	712 950	78%	-29%	-3%
Container	465 545	488 917	48%	407 591	322 247	45%	-34%	-5%
Conventional	405 184	193 592	19%	258 052	137 601	19%	-29%	-3%
Bulk	1 611 434	325 905	32%	1 285 576	253 102	36%	-22%	0%
Kribi	506 681	224 777	18%	573 437	205 088	22%	-9%	-5%
Container	214 965	210 176	94%	224 249	184 368	90%	-12%	7%
Conventional	374	2 222	1%	433	592	0%	-73%	-96%
Bulk	291 342	12 379	6%	348 755	20 129	10%	63%	124%
Grand total	2 988 843	1 233 192	100%	2 524 656	918 038	100%	-25.6%	-3%

Source: CNSC

2. Main partners

2.1. Export partners

In the fourth quarter of 2025, 85% of the total value of goods shipped from the Ports of Douala and Kribi was destined primarily for ten countries, the top five of which were: the **Netherlands** (33%), the **United States of America** (10%), **Belgium** (10%), **France** (9%), **Malaysia** (5%), and **Spain** (4%).

Table 4 : Main destination countries

COUNTRY	Oct-Dec 2024			Oct-Dec 2025			Evolution (B)/(A)-1
	Quantity (t)	Fob Value (M.CFAF) (A)	Share Value	Quantity (t)	Fob Value (M.CFAF) (B)	Share Value	
Netherlands	46 742	183 336	32%	53 797	134 894	33%	-26%
USA	11 974	39 831	7%	10 760	42 268	10%	6%
Belgium	63 226	55 811	10%	82 833	41 540	10%	-26%
France	26 097	42 466	7%	38 086	36 954	9%	-13%
Malaysia	22 279	52 716	9%	11 276	20 218	5%	-62%
Spain	15 544	18 923	3%	14 349	17 902	4%	-5%
Italy	14 174	14 058	2%	16 999	15 899	4%	13%
Germany	4 416	12 099	2%	6 346	15 418	4%	27%
Bangladesh	42 277	32 744	6%	20 783	13 292	3%	-59%
China	74 696	8,402	1%	63 034	11 054	3%	32%
Other countries	167 061	117 992	20%	161 582	62 760	15%	-47%
Grand total	488 486	578 379	100%	479 844	412 201	100%	-29%

Source: CNSC

Following a decrease in the value of **Cocoa bean** exports from 157 billion CFAF in the fourth quarter of 2024 to 109 billion CFAF in the fourth quarter of 2025, traffic to the **Netherlands** witnessed a 26% year-on-year decline.

Exports to the **USA** rose by 6% year-on-year in the fourth quarter of 2025, following a 6% increase in the value of **Cocoa paste** exports to that country, which went from 37.6 billion CFA francs in the fourth quarter of 2024 to 39.7 billion CFA francs in the fourth quarter of 2025.

Exports to **Belgium** recorded a 26% year-on-year drop in the fourth quarter of 2025. The main products exported were:

- ✓ **Cocoa beans:** 10.8 billion CFAF in the fourth quarter of 2025 against 36 billion CFAF in the fourth quarter of 2024;

- ✓ **Sawn wood:** 10.4 billion CFAF in the fourth quarter of 2025 against 11.2 billion CFAF in the fourth quarter of 2024;
- ✓ **Banana:** 14.4 billion CFAF in the fourth quarter of 2025 against 4.2 billion CFAF in the fourth quarter of 2024;
- ✓ **Wood logs:** 1.6 billion CFAF in the fourth quarter of 2025 against 0 CFAF in the fourth quarter of 2024.

Value wise, exports to **France** recorded a 13% year-on-year increase in the fourth quarter of 2025 and mainly comprised of the following products:

- ✓ **Cocoa butter, fats and oil:** 21.1 billion CFAF in the fourth quarter of 2025 against 22.4 billion CFAF in the fourth quarter of 2024;

- ✓ **Banana:** 7 billion CFAF in the fourth quarter of 2025 against 1.7 billion CFAF in the fourth quarter of 2024;
- ✓ **Cocoa paste:** 5.7 billion CFAF in the fourth quarter of 2025 against 12.5 billion CFAF in the fourth quarter of 2024;
- ✓ **Sawn wood:** 1.9 billion CFAF in the fourth quarter of 2025 against 1.6 billion CFAF in the fourth quarter of 2024;

The value of exports to **Malaysia** recorded a 62% year-on-year decrease in the fourth quarter of 2025. The main products exported were:

- ✓ **Cocoa beans:** 16.5 billion CFAF in the fourth quarter of 2025 against 46.5 billion CFAF in the fourth quarter of 2024;
- ✓ **Sawn wood:** 1.4 billion CFAF in the fourth quarter of 2025 against 1.4 billion CFAF in the fourth quarter of 2024;
- ✓ **Rubber:** 0.8 billion CFAF in the fourth quarter of 2025 against 3.1 billion CFAF in the fourth quarter of 2024;

Exports to **Spain** recorded a 5% year-on-year increase in the fourth quarter of 2025. The main products exported to this country were:

- ✓ **Cocoa beans:** 11.6 billion CFAF in the fourth quarter of 2025 against 12.1 billion CFAF in the fourth quarter of 2024;
- ✓ **Sawn wood:** 2.2 billion CFAF in the fourth quarter of 2025 against 3 billion CFAF in the fourth quarter of 2024;
- ✓ **Cocoa paste:** 2.5 billion CFAF in the fourth quarter of 2025 against 2.6 billion CFAF in the fourth quarter of 2024;

billion CFAF in the fourth quarter of 2024;

Value wise, exports to **Italy** recorded a 13% year-on-year increase in the fourth quarter of 2025 and mainly comprised of the following products:

- ✓ **Aluminium:** 7.9 billion CFAF in the fourth quarter of 2025 against 4.4 billion CFAF in the fourth quarter of 2024;
- ✓ **Sawn wood:** 3.7 billion CFAF in the fourth quarter of 2025 against 4.2 billion CFAF in the fourth quarter of 2024;
- ✓ **Plywood:** 2.3 billion CFAF in the fourth quarter of 2025 against 1.7 billion CFAF in the fourth quarter of 2024;

Following an increase in the value of **Cocoa bean** exports from 2.6 billion CFAF in the fourth quarter of 2024 to 10.4 billion CFAF in the fourth quarter of 2025, traffic to **Germany** witnessed a 27% year-on-year increase.

Exports to **Bangladesh** dropped to 59% year-on-year in the fourth quarter of 2025, following a 6% decrease in the value of **Cocoa paste** exports to that country, which went from 31.3 billion CFA francs in the fourth quarter of 2024 to 12.5 billion CFA francs in the fourth quarter of 2025.

Exports to **China** recorded a 32% year-on-year increase in the fourth quarter of 2025 and mainly comprised of the following products:

- ✓ **Sawn wood:** 3.8 billion CFAF in the fourth quarter of 2025 against 3.2 billion CFAF in the fourth quarter of 2024;

billion CFAF in the fourth quarter of 2024;

- ✓ **Wood logs:** 3.2 billion CFAF in the fourth quarter of 2025 against 3.6 billion CFAF in the fourth quarter of 2024;

2.2. Import partners

From October to December of the year 2025, 76% of the overall value of goods that landed at the ports of Douala and Kribi came from twelve countries. **China** being first on the list with a record 27% share, followed by **France** (11%), **Togo** (11%), **Belgium** (7%), the **United States** (3%), **Colombia** (3%), **Latvia** (3%), **India** (3%), and **Brazil** (3%).

Table 5 : Main countries of origin

COUNTRY	Oct-Dec 2024			Oct-Dec 2025			Evolution (B)/(A)-1
	Quantity (t)	Fob Value (M.CFAF) (A)	Share Value	Quantity (t)	Fob Value (M.CFAF) (B)	Share Value	
China	366 879	232 035	19%	592 755	251 043	27%	8%
France	60 423	78 957	6%	158 331	101 173	11%	28%
Togo	365 167	174 319	14%	218 605	96 858	11%	-44%
Belgium	89 930	176 013	14%	47 284	64 667	7%	-63%
USA	24 996	17 325	1%	63 451	31 505	3%	82%
Colombia	36	46	0%	35 764	29 626	3%	64009%
Latvia	77 493	12 096	1%	156 235	28 088	3%	132%
India	156 329	83 515	7%	53 329	28 034	3%	-66%
Brazil	88 839	31 224	3%	126 977	24 498	3%	-22%
Germany	19 826	11 170	1%	11 681	16 628	2%	49%
United Arab Emirates	21 988	13 298	1%	29 167	15 057	2%	13%
Egypt	247 642	7 464	1%	53 864	13 396	1%	79%
Other countries	1 469 295	395 728	32%	977 214	217 464	24%	-45%
Grand total	2 988 843	1 233 192	100%	2 524 656	918 038	100%	-25.56%

Source: CNSC

Imports from **China** recorded an 8% year-on-year increase in the fourth quarter of 2025 and mainly comprised of the following products:

- ✓ **Cars and spare parts:** 32.5 billion CFAF in the fourth quarter of 2025 against 23.2 billion CFAF in the fourth quarter of 2024;
- ✓ **Cast iron, iron or steel:** 31.3 billion CFAF in the fourth quarter of 2025 against 26.2 billion CFAF in the fourth quarter of 2024;
- ✓ **Telephone sets for users:** 44.9 billion CFAF in the fourth quarter of 2025 against 23.7 billion CFAF in the fourth quarter of 2024;
- ✓ **Dozers (bulldozers), bias dozers, graders, scrapers, mechanical shovels:** 9.9 billion CFAF in the fourth quarter of 2025 against

- ✓ **Rubber:** 1.8 billion CFAF in the fourth quarter of 2025 against 0.18 billion CFAF in the fourth quarter of 2024;

5.7 billion CFAF in the fourth quarter of 2024;

- ✓ **Rice:** 9.4 billion CFAF in the fourth quarter of 2025 against 0 CFAF in the fourth quarter of 2024.

Imports from **France** recorded a 28% year-on-year increase in the fourth quarter of 2025. The main products imported were:

- ✓ **Pharmaceutical products:** 33.3 billion CFAF in the fourth quarter of 2025 against 24.7 billion CFAF in the fourth quarter of 2024;
- ✓ **Wheat:** 13.1 billion CFAF in the fourth quarter of 2025 against 2.7 billion CFAF in the fourth quarter of 2024;

- ✓ **Malt :** 9.4 billion CFAF in the fourth quarter of 2025 against 4.3 billion CFAF in the fourth quarter of 2024;
- ✓ **Beverages, spirits and vinegar:** 4.2 billion CFAF in the fourth quarter of 2025 against 3.1 billion CFAF in the fourth quarter of 2024;

In the fourth quarter of 2025, the value of imports from Togo fell by 44% year-on-year, explained by the decline in the value of imports of **medium oils and preparations, of petroleum or bituminous minerals, not containing biodiesel**, which went from 165.8 billion CFA francs in Q4 2024 to 96.9 billion CFA francs in Q4 2025.

Imports from **Belgium** recorded a 63% year-on-year decrease in the fourth quarter of 2025 and mainly comprised of the following products:

- ✓ **Cars and spare parts:** 20.7 billion CFAF in the fourth quarter of 2025 against 111.9 billion CFAF in the fourth quarter of 2024;
- ✓ **Preparations of a kind used for feeding animals:** 2.8 billion CFAF in the fourth quarter of 2025 against 2.6 billion CFAF in the fourth quarter of 2024;
- ✓ **Mixtures of odoriferous substances:** 2.7 billion CFAF in the fourth quarter of 2025 against 4.3 billion CFAF in the fourth quarter of 2024;
- ✓ **Insecticides, anti-rodents, fungicides, herbicides:** 2 billion CFAF in the fourth quarter of 2025 against 0.8 billion CFAF in the fourth quarter of 2024;

Following the increase in the value of imports of **Medium oils and preparations, of petroleum or bituminous minerals, not containing biodiesel** from 0.1 billion CFAF in the fourth quarter of 2024 to 16.3 billion CFAF in the fourth quarter of 2025, traffic to the **USA** increased by 82% year-on-year.

Following an increase in the value of **Palm oil** imports from 0 billion CFAF in the fourth quarter of 2024 to 29.6 billion CFAF in the fourth quarter of 2025, traffic to **Colombia** grew 644 times over year-on-year.

Following an increase in the value of **Wheat** imports from 12 billion CFAF in the fourth quarter of 2024 to 19.6 billion CFAF in the fourth quarter of 2025, traffic to **Latvia** witnessed a 132% year-on-year increase.

Following a decrease in the value of **Rice** imports from 35.7 billion CFAF in the fourth quarter of 2024 to 4.3 billion CFAF in the fourth quarter of 2025, traffic to **India** witnessed a 66% year-on-year decrease.

With a drop in the value of **Sugar** imports going from 28.2 billion CFAF in the fourth quarter of 2024 to 16.4 billion CFAF in the fourth quarter of 2025, traffic from **Brazil** witnessed a 22% year-on-year decrease.

Imports from **Germany** recorded a 49% year-on-year increase in the fourth quarter of 2025.

The main products exported were:

- ✓ **Cars, tractors and spare parts:** 2.5 billion CFAF in the fourth quarter of 2025 against 2.4 billion CFAF in the fourth quarter of 2024;
- ✓ **Dishwashers:** 2.03 billion CFAF in the fourth quarter of 2025 against 0.02 billion CFAF in the fourth quarter of 2024;
- ✓ **Machines and apparatus for the industrial preparation or manufacture of food or drink:** 2.5 billion CFAF in the fourth quarter of 2025 against 0.01 billion CFAF in the fourth quarter of 2024;

Imports from the **United Arab Emirates** recorded a 13% year-on-year increase in the fourth quarter of 2025 and mainly comprised of the following products: **Mineral fuels and mineral oils** which increased from 4 billion CFA francs in Q4 2024 to 5.8 billion CFA francs in Q4 2025, whilst **Cars, tractors and spare parts/accessories** steadied at 3.2 billion CFA francs in Q4 2025 as in Q4 2024.

3. Main products transported

3.1. Export products

In the fourth quarter of 2025, exports via the Ports of Douala and Kribi were dominated by nine main products accounting for 97% of the overall value of exports.

Table 6 : Main products shipped in Q4 2025

Products	Oct-Dec 2024			Oct-Dec 2025			Evolution (B)/(A)-1
	Quantity (t)	Fob Value (M.CFAF) (A)	Share Value	Quantity (t)	Fob Value (M.CFAF) (B)	Share Value	
Cocoa beans	74 492	327 924	57%	54 261	170 138	41%	-48%
Cocoa paste	14 432	74 719	13%	23 642	73 937	18%	-1%
Sawn wood	171 235	42 886	7%	145 167	38 736	9%	-10%
Cocoa butter, fats and oil	5 912	34 305	6%	5 292	27 913	7%	-19%
Banana	47 805	6 928	1%	93 653	25 898	6%	274%
Cotton	29 941	33 456	6%	17 342	17 192	4%	-49%
Aluminium	9 333	11 573	2%	9 356	12 523	3%	8%
Rubber	20 338	15 929	3%	16 763	11 974	3%	-25%
Wood logs	78 285	7 343	1%	78 398	11 768	3%	60%
Plywood	10 427	3 457	1%	12 952	4 836	1%	40%
Coffee	2 440	6 358	1%	2 144	4 191	1%	-34%
Other products	24 130	13 743	2%	20 874	13 094	3%	-5%
Grand total	488 771	578 621	100%	479 844	412 201	100%	-29%

Source: CNSC

This traffic was dominated by **Cocoa beans**, which accounted for 41% of the total value of goods shipped, followed by **Cocoa paste** (18%), **Sawn timber** (9%), **Cocoa butter, fats and oil** (7%) and **Bananas** (6%). Also noteworthy is the sharp decline in the value of **Cocoa beans** and **Cotton** exports, down by around 48% and 49% year-on-year, respectively.

Graph 2 : Main products shipped in Q4 2025



Source : CNSC

3.2. Import products

Imports were dominated in the fourth quarter of 2025 by **Mineral fuels and mineral oils** with 392 thousand tonnes imported for a value of 162 billion CFAF, accounting for 18% of the total value of imports during the study period. Next came **Cars, tractors and spare parts** (8%), **Rice** (8%), **Telephone sets for users** (5%), **Wheat** (5%), **Palm oil and its fractions** (5%), **Pharmaceutical products** (4%) and **Cast iron, iron and steel** (4%).

Table 7 : Main products offloaded in Q4 2025

Products	Oct-Dec 2024			Oct-Dec 2025			Evolution (B)/(A)-1
	Quantity (t)	Fob Value (M.CFAF) (A)	Share Value	Quantity (t)	Fob Value (M.CFAF) (B)	Share Value	
Mineral fuels, mineral oils and products of their distillation	476 403	223 259	18%	392 471	162 087	18%	-27%
Cars, tractors and spare parts:	41 313	159 241	13%	47 577	71 321	8%	-55%
Telephone sets for users, including telephones for cellular and other wireless networks	1 285	23 812	2%	1 421	46 907	5%	97%
Wheat	351 249	52 698	4%	315 302	44 220	5%	-16%
Palm oil and its fractions	18 211	12 923	1%	55 948	43 035	5%	233%
Pharmaceutical products	5 953	31 407	3%	6 999	40 331	4%	28%
Cast iron, iron and steel	82 418	30 684	2%	105 498	33 584	4%	9%
Frozen fish	33 520	20 635	2%	39 776	26 735	3%	30%
Rice	316 832	95 957	8%	103 335	24 088	3%	-75%
Sugar	99 845	33 700	3%	74 376	17 022	2%	-49%
Clinkers	763 211	16 331	1%	661 112	14 445	2%	-12%
Malt	28 060	9 471	1%	43 043	13 113	1%	38%
Dozers (bulldozers), bias dozers (angledozers), graders, scrapers, mechanical shovels, excavators, etc.	4 656	7 888	1%	7 622	12 251	1%	55%
Electrical transformers, static converters and inductors	1 346	8 121	1%	1 478	10 559	1%	30%
Insecticides/fungicides/herbicides	8 702	13 901	1%	5 511	10 335	1%	-26%
Mixtures of odoriferous substances	2 167	10 621	1%	2 051	9 531	1%	-10%
Milk and cream	4 267	7 773	1%	4 102	7 627	1%	-2%
Constructions and parts of constructions	10 613	11 831	1%	8 017	7 159	1%	-39%
Refrigerators, freezers	2 732	3 241	0%	3 500	7 084	1%	119%
Artificial corundum; aluminium oxide; aluminium hydroxide	20 443	7 156	1%	25 370	5 674	1%	-21%
Second-hand goods	17 452	5 015	0%	19 308	5 547	1%	11%
New pneumatic tyres, of rubber	7 210	6 785	1%	6 261	5 517	1%	-19%
Malt extracts	4 160	25 848	2%	3 088	2 811	0%	-89%
Others	686 797	414 894	34%	591 491	297 057	32%	-28%
Grand total	2 988 843	1 233 192	100%	2 524 656	918 038	100%	-25.56%

Source: CNSC

Part B of this publication contains **Statistical Tables** showing the main cargo flows covered by **ECTNs** loaded or offloaded at the **Douala and Kribi ports from October to December 2025**. These tables indicate the tonnage and value of traffic per country, port and product. Statistics on average import freight rates for refrigerated or dry 20-foot and 40-foot containers are equally presented.



**LES PROCEDURES DU COMMERCE EXTERIEUR DU
CAMEROUN EN UN SEUL CLIC**

**CAMEROON'S FOREIGN TRADE PROCEDURES
JUST A CLICK AWAY**

1. Traffic per country

1.1. Outbound traffic per country

COUNTRY - AFRICA	Oct-Dec 2024		Oct-Dec 2025		Evolution (B)/(A)-1	January- December 2024		January- December 2025		Evolution (D)/(C)-1
	Quantity (t)	Fob Value (M.CFAF) (A)	Quantity (t)	Fob Value (M.CFAF) (B)		Quantity (t)	Fob Value (M.CFAF) (C)	Quantity (t)	Fob Value (M.CFAF) (D)	
South Africa	923	850	187	150	-82%	2 604	2 159	2 467	2 244	4%
Algeria	1 453	2 424	418	1 078	-56%	6 177	9 221	2 518	5 269	-43%
Angola	343	204	210	132	-35%	3 059	2 110	1 061	978	-54%
Benin	172	189	71	16	-92%	329	265	596	233	-12%
Cape Verde						84	27	187	38	39%
The Comoros								3	3	
Congo - Brazzaville	2 368	2 403	1 244	2 139	-11%	6 692	8 413	5 350	7 936	-6%
Côte d'Ivoire	426	138	336	378	175%	4 170	1 496	1 641	993	-34%
Djibouti	70	150	45	88	-41%	94	227	86	160	-29%
Egypt	1 262	1 216	1 470	485	-60%	3 894	2 675	4 215	1 891	-29%
Gabon	1 829	958	5 845	3 209	235%	3 508	4 290	22 681	12 577	193%
Ghana	15	24	40	22	-8%	692	521	431	441	-15%
Guinea	267	141	754	1 424	908%	582	518	823	1 498	189%
Guinea Bissau						926	477	421	223	-53%
Equatorial Guinea	666	781	2 019	858	10%	1 858	3 054	8 736	3 097	1%
Reunion Island	928	603	242	68	-89%	2 486	1 694	948	342	-80%
Mauritius Island	411	288	82	38	-87%	1 025	783	615	311	-60%
Kenya	1 059	585	214	105	-82%	2 191	836	2 921	2 020	142%
Libya	34	27	-	-	-100%	44	37	22	10	-72%
Madagascar						4	2	274	169	6926%
Mali	13	111	-	-	-100%	40	186	17	66	-65%
Morocco	559	737	1 323	1 719	133%	3 136	3 541	4 259	3 339	-6%
Mauritania						34	32	27	19	-39%
Mozambique	105	53	-	-	-100%	109	55			
Namibia	16	13	-	-	-100%	16	13			
Nigeria	801	644	57	40	-94%	993	937	949	644	-31%
Uganda						1	11	13	41	278%
Democratic Republic of Congo	241	391	355	319	-18%	677	1 693	923	1 321	-22%
Sao Tome and Principe	97	124	-	-	-100%	97	124	1	4	-97%
Senegal	16 081	3 233	16 612	3 907	21%	62 950	13 612	60 832	15 108	11%
Sierra Leone	-	-	12	28		8	4	22	32	638%
Somalia								316	3 311	



1. Traffic per country

Fourth Quarter 2025

COUNTRY - AFRICA	Oct-Dec 2024		Oct-Dec 2025		Evolution (B)/(A)-1	January- December 2024		January- December 2025		Evolution (D)/(C)-1
	Quantity (t)	Fob Value (M.CFAF) (A)	Quantity (t)	Fob Value (M.CFAF) (B)		Quantity (t)	Fob Value (M.CFAF) (C)	Quantity (t)	Fob Value (M.CFAF) (D)	
Sudan	18	15	-	-	-100%	27	19	130	416	2086%
Tanzania	30	74	-	-	-100%	126	191	56	140	-27%
Togo	8	5	331	219	3893%	107	224	375	323	44%
Tunisia	645	246	225	84	-66%	2 378	760	1 171	453	-40%
Zambia						15	31	4	4	-89%
Zimbabwe						24	17	177	35	110%
Total AFRICA	30 841	16 628	32 091	16 505	-1%	111 156	60 258	125 267	65 690	9%

Source: CNSC

COUNTRY - AMERICA	Oct-Dec 2024		Oct-Dec 2025		Evolution (B)/(A)-1	January- December 2024		January- December 2025		Evolution (D)/(C)-1
	Quantity (t)	Fob Value (M.CFAF) (A)	Quantity (t)	Fob Value (M.CFAF) (B)		Quantity (t)	Fob Value (M.CFAF) (C)	Quantity (t)	Fob Value (M.CFAF) (D)	
Argentina	-	-	3	9				76	54	
Brazil	1 350	4 004	1 141	2 984	-25%	3 822	7 533	2 239	6 622	-12%
Canada	1 825	974	906	398	-59%	5 427	2 792	5 830	2 014	-28%
Chile	-	-	115	14		41	39	115	14	-64%
Colombia	42	32	306	402	1154%	256	184	970	985	435%
Costa Rica								55	11	
Curaçao						62	27	40	17	-36%
USA	11 974	39 831	10 760	42 268	6%	39 065	86 014	38 184	137 742	60%
Guatemala								316	211	
Honduras	92	41	93	40	-1%	116	52	93	40	-22%
Mexico	328	325	-	-	-100%	874	833	650	3 070	269%
Nicaragua						11	185	2	5	-97%
Paraguay								2	3	
Peru	21	19	-	-	-100%	21	19	83	80	316%
Porto Rico	-	-	23	17				69	53	
Dominican Republic	127	71	166	83	16%	1 234	715	925	549	-23%
Trinidad and Tobago						3	2	10	6	205%
Uruguay	102	760	768	2 325	206%	756	1 587	1 655	4 210	165%
Venezuela	105	100	-	-	-100%	105	100	42	40	-60%
Total AMERICA	15 966	46 157	14 283	48 540	5%	51 791	100 082	51 357	155 727	56%

Source: CNSC

1. Traffic per country

Fourth Quarter 2025

COUNTRY - ASIA	Oct-Dec 2024		Oct-Dec 2025		Evolution (B)/(A)-1	January- December 2024		January- December 2025		Evolution (D)/(C)-1
	Quantity (t)	Fob Value (M.CFAF) (A)	Quantity (t)	Fob Value (M.CFAF) (B)		Quantity (t)	Fob Value (M.CFAF) (C)	Quantity (t)	Fob Value (M.CFAF) (D)	
Saudi Arabia	1 245	455	2 672	892	96%	3 871	1 477	9 516	3 306	124%
Bangladesh	42 277	32 744	20 783	13 292	-59%	194 956	165 635	150 587	118 197	-29%
Cambodia	661	202	440	38	-81%	1 012	19 968	1 849	169	-99%
China	74 696	8,402	63 034	11 054	32%	403 572	47 301	264 068	39 545	-16%
South Korea	-	-	107	42		119	54	225	157	193%
United Arab Emirates	4 168	947	3 340	839	-11%	18 571	4 463	17 101	4 426	-1%
Hong Kong SAR China	22	32	-	-	-100%	41	60			
India	4 536	2 722	4 035	2 267	-17%	16 102	9 020	10 465	5 317	-41%
Indonesia	9 232	30 115	4 280	7 707	-74%	16 133	46 690	11 979	39 395	-16%
Iraq						94	16	22	6	-59%
Israel	-	-	28	4		18	27	67	199	635%
Japan	833	652	615	253	-61%	3 076	1 846	3 479	2 442	32%
Jordan	285	111	212	98	-12%	1 232	507	792	352	-31%
Kuwait	-	-	106	52		223	96	106	52	-46%
Lebanon	371	170	234	92	-46%	956	459	1 096	436	-5%
Malaysia	22 279	52 716	11 276	20 218	-62%	47 523	91 813	32 645	70 796	-23%
Oman	-	-	57	8		106	60	57	8	-87%
Pakistan	688	324	608	340	5%	2 902	1 718	2 552	1 799	5%
The Philippines	-	-	81	7		38	6	282	32	457%
Qatar	23	7	88	20	193%	59	28	334	136	393%
Singapore	-	-	1 106	481		3	3	1 106	481	17718%
Sri Lanka	110	128	6	3	-98%	126	194	22	8	-96%
Syria	-	-	21	6				21	6	
Taiwan	1 974	480	2 624	477	0%	11 625	2 193	11 620	2 146	-2%
Thailand	27	18	703	187	914%	1 335	360	1 352	330	-8%
North Vietnam	70 878	5 929	69 574	6 815	15%	274 052	25 457	297 523	29 460	16%
South Vietnam	203	100	5 047	3 456	3365%	6 999	2 376	10 568	4 112	73%
Total ASIA	234 509	136 255	191 076	68 650	-50%	1 004 743	421 827	829 435	323 313	-23%

Source: CNSC

1.1 Outbound traffic per country

1.1 Outbound traffic per country

1. Traffic per country

Fourth Quarter 2025

COUNTRY - EUROPE	Oct-Dec 2024		Oct-Dec 2025		Evolution (B)/(A)-1	January- December 2024		January- December 2025		Evolution (D)/(C)-1
	Quantity (t)	Fob Value (M.CFAF) (A)	Quantity (t)	Fob Value (M.CFAF) (B)		Quantity (t)	Fob Value (M.CFAF) (C)	Quantity (t)	Fob Value (M.CFAF) (D)	
Albania	64	69	-	-	-100%	282	178	184	104	-42%
Germany	4 416	12 099	6 346	15 418	27%	24 256	51 076	28 255	87 548	71%
Austria	2	5	61	56	958%	43	46	61	56	20%
Belgium	63 226	55 811	82 833	41 540	-26%	265 200	142 211	242 982	214 852	51%
Bulgaria	153	213	509	1 366	542%	153	213	5 571	24 945	11631%
Cyprus	192	114	146	28	-75%	606	364	338	110	-70%
Croatia	-	-	27	5		69	46	57	51	12%
Denmark	-	-	524	366		12 232	2 278	958	692	-70%
Spain	15 544	18 923	14 349	17 902	-5%	59 698	58 372	52 073	73 545	26%
Estonia	42	21	599	1 006	4731%	657	1 188	961	1 428	20%
Finland	403	469	445	425	-9%	988	1 196	1 216	1 289	8%
France	26 097	42 466	38 086	36 954	-13%	104 627	115 217	104 390	136 130	18%
Georgia	-	-	18	47		37	96	39	50	-48%
Greece	1 651	625	2 000	553	-12%	7 159	3 066	5 280	1 737	-43%
Guadeloupe								24	12	
Hungary						19	3			
Ireland	1 493	488	1 145	435	-11%	6 486	2 624	5 028	2 164	-18%
Italy	14 174	14 058	16 999	15 899	13%	63 898	48 575	60 691	59 334	22%
Latvia	49	42	-	-	-100%	141	111	96	83	-26%
Lithuania	390	265	101	40	-85%	1 125	1 224	1 362	878	-28%
Malta	17	12	20	13	15%	132	81	250	147	82%
Martinique	22	4	45	31	618%	22	4	88	48	1008%
Norway	21	191	-	-	-100%	21	191	3	2	-99%
Netherlands	46 742	183 336	53 797	134 894	-26%	139 838	438 816	139 597	565 119	29%
Poland	415	334	602	455	36%	2 839	4 206	2 698	5 206	24%
Portugal	1 596	1 468	1 036	483	-67%	7 866	8 337	6 088	4 919	-41%
Czech Republic	5	151	-	-	-100%	15	546	11	409	-25%
Romania	200	205	120	95	-54%	1 014	737	1 357	1 143	55%
United Kingdom	11 118	4 089	16 361	5 807	42%	51 480	15 397	46 477	19 991	30%
Russia	-	-	147	575				294	1 138	
Serbia	-	-	42	16				42	16	
Slovenia	125	96	-	-	-100%	553	471	148	136	-71%
Switzerland	26	11	-	-	-100%	119	30	26	4	-86%
Turkey	19 273	44 016	6 035	4 099	-91%	54 186	75 222	35 884	62 931	-16%
Total EUROPE	207 454	379 581	242 394	278 506	-27%	805 760	972 122	742 527	1 266 216	30%

Source: CNSC

1. Traffic per country

Fourth Quarter 2025

COUNTRY - OCEANIA	Oct-Dec 2024		Oct-Dec 2025		Evolution (B)/(A)-1	January- December 2024		January- December 2025		Evolution (D)/(C)-1
	Quantity (t)	Fob Value (M.CFAF) (A)	Quantity (t)	Fob Value (M.CFAF) (B)		Quantity (t)	Fob Value (M.CFAF) (C)	Quantity (t)	Fob Value (M.CFAF) (D)	
Australia						51	93			-
Total OCEANIA						51	93			

Source: CNSC

1.2. Inbound traffic per country

COUNTRY - AFRICA	Oct-Dec 2024		Oct-Dec 2025		Evolution (B)/(A)-1	January- December 2024		January- December 2025		Evolution (D)/(C)-1
	Quantity (t)	Fob Value (M.CFAF) (A)	Quantity (t)	Fob Value (M.CFAF) (B)		Quantity (t)	Fob Value (M.CFAF) (C)	Quantity (t)	Fob Value (M.CFAF) (D)	
South Africa	18 643	10 925	9 059	8 492	-22%	50 914	26 231	38 586	26 392	1%
Algeria	525	353	444	196	-45%	30 694	1 289	66 115	1 906	48%
Angola	27	3	297	33	855%	7 927	2 625	1 061	2 943	12%
Benin	2	10	4	2	-84%	87	81	7	6	-93%
Congo - Brazzaville	28 299	1 187	16 896	853	-28%	198 918	8 894	171 426	16 254	83%
Côte d'Ivoire	42 164	48 240	1 432	1 840	-96%	107 341	81 205	123 187	49 521	-39%
Djibouti	5	11	8	23	116%	22	22	8	23	4%
Egypt	247 642	7 464	53 864	13 396	79%	855 917	29 884	511 905	32 123	7%
Gabon	13 729	9 784	7 990	5 073	-48%	24 026	22 045	31 148	24 283	10%
Ghana	21 430	31 483	7 255	2 292	-93%	63 041	49 421	54 902	20 646	-58%
Guinea	27	5	22	9	89%	37 462	9 540	82	36	-100%
Equatorial Guinea	27 250	548	-	-	-100%	27 347	966	2 673	6 490	572%
Réunion Island	5	2	13	28	1114%	17	36	16	30	-17%
Mauritius Island	76	2 358	88	128	-95%	871	2 976	7 142	18 488	521%
Kenya	1 948	1 813	28	4	-100%	2 863	2 674	643	602	-77%
Liberia	3 501	2 149	7 476	5 018	133%	14 713	11 112	23 990	16 024	44%
Libya	-	-	8 800	2 395				8 800	2 395	
Madagascar	-	-	7	6		6	3	12	13	327%
Morocco	12 934	9 621	8 196	6 085	-37%	110 063	34 730	96 300	42 606	23%
Mauritania	6 679	3 352	1 003	752	-78%	58 223	39 389	45 136	33 661	-15%
Mozambique	13	14	-	-	-100%	19	17	78	93	434%
Namibia	-	-	28	448		47 834	4 362	110	541	-88%
Nigeria	156 624	8 577	105 494	12 930	51%	651 397	38 980	968 702	115 319	196%
Democratic Republic of Congo	309	48	593	70	47%	336	128	3 859	803	528%
Sao Tome and Principe	-	-	9 700	2 935				15 700	4 645	
Senegal	4,948	2,494	2 779	2 536	2%	17 581	11 217	14 637	12 976	16%
Sierra Leone	-	-	2	3		1 800	924	28	5	-99%
Sudan						20	2			
Tanzania	-	-	1 087	216		296	318	2 006	589	85%
Togo	365 167	174 319	218 605	96 858	-44%	967 850	487 366	1 108 043	514 038	5%
Tunisia	26 677	2 327	33 520	2 823	21%	122 306	10 421	114 747	12 001	15%
Total AFRICA	978 625	317 086	494 689	165 441	-48%	3 399 890	876 860	3 411 050	955 453	9%

Source: CNSC

1.2 Inbound traffic per country

COUNTRY - AMERICA	Oct-Dec 2024		Oct-Dec 2025		Evolution (B)/(A)-1	January- December 2024		January- December 2025		Evolution (D)/(C)-1
	Quantity (t)	Fob Value (M.CFAF) (A)	Quantity (t)	Fob Value (M.CFAF) (B)		Quantity (t)	Fob Value (M.CFAF) (C)	Quantity (t)	Fob Value (M.CFAF) (D)	
Argentina	114 777	23 545	36 813	10 182	-57%	270 514	64 792	325 664	72 075	11%
Bahamas						2	1			
Brazil	88 839	31 224	126 977	24 498	-22%	346 199	96 859	372 428	82 736	-15%
Canada	3 370	4 066	26 925	5 839	44%	102 855	29 209	126 567	30 115	3%
Chile	640	439	598	325	-26%	19 366	10 828	50 276	28 278	161%
Colombia	36	46	35 764	29 626	64009%	1 857	1 225	74 554	53 147	4238%
Costa Rica						36	156	2	32	-79%
USA	24 996	17 325	63 451	31 505	82%	117 616	67 800	140 897	101 493	50%
Guatemala	67	144	-	-	-100%	88	197	50	136	-31%
Guyana								10	15	
Jamaica						11 605	2 980			
Mexico	375	572	35 944	1 649	188%	1 776	6 525	44 171	9 863	51%
Nicaragua						25	7			
Panama						3	26	4	2	-94%
Peru	968	536	4 718	3 104	479%	2 877	1 614	6 315	3 921	143%
Saint Vincent and the Grenadines						6 967	34 754	4 617	5 391	-84%
Trinidad and Tobago								1	13	
Uruguay	541	521	1 380	1 273	145%	6 999	6 099	7 681	7 885	29%
Total AMERICA	234 610	78 419	332 570	108 002	38%	888 784	323 074	1 153 238	395 101	22%

Source: CNSC

COUNTRY - OCEANIA	Oct-Dec 2024		Oct-Dec 2025		Evolution (B)/(A)-1	January- December 2024		January- December 2025		Evolution (D)/(C)-1
	Quantity (t)	Fob Value (M.CFAF) (A)	Quantity (t)	Fob Value (M.CFAF) (B)		Quantity (t)	Fob Value (M.CFAF) (C)	Quantity (t)	Fob Value (M.CFAF) (D)	
Australia	131	19	92	98	415%	5 908	84 562	995	323	-100%
New-Zealand	1 474	1,553	748	865	-44%	18 192	15 952	16 763	14 944	-6%
Vanuatu						2,301	16 509			
Total OCEANIA	1 474	1,553	748	865	-44%	18 192	15 952	16 763	14 944	-6%

Source: CNSC

1.2 Inbound traffic per country

1. Traffic per country

Fourth Quarter 2025

COUNTRY - ASIA	Oct-Dec 2024		Oct-Dec 2025		Evolution (B)/(A)-1	January- December 2024		January- December 2025		Evolution (D)/(C)-1
	Quantity (t)	Fob Value (M.CFAF) (A)	Quantity (t)	Fob Value (M.CFAF) (B)		Quantity (t)	Fob Value (M.CFAF) (C)	Quantity (t)	Fob Value (M.CFAF) (D)	
Saudi Arabia	12 945	4 347	6 220	3 391	-22%	105 885	9 709	16 368	9 076	-7%
Bahrain	1 695	7 948	1 190	3 790	-52%	2 319	8 247	7 081	36 234	339%
Bangladesh	283	209	882	654	213%	1 477	833	2 156	1 512	81%
Cambodia								74	28	
China	366 879	232 035	592 755	251 043	8%	1 377 869	762 216	2 119 140	967 379	27%
South Korea	95 189	4 418	2 733	2 064	-53%	156 863	16 557	63 941	10 679	-36%
United Arab Emirates	21 988	13 298	29 167	15 057	13%	439 197	62 250	169 126	78 785	27%
Hong Kong SAR China	84	74	157	65	-13%	440	334	607	1 634	390%
India	156 329	83 515	53 329	28 034	-66%	420 345	248 487	617 129	279 049	12%
Indonesia	6 948	5 228	5 282	3 091	-41%	104 068	41 128	35 887	13 741	-67%
Israel	86	29	133	629	2075%	350	108	321	716	565%
Japan	25 528	3 058	4 744	4 865	59%	59 295	13 140	41 862	20 683	57%
Jordan	627	795	272	145	-82%	2,361	1 813	1 528	948	-48%
Kuwait	347	236	-	-	-100%	1 781	1 139	1 235	459	-60%
Lebanon	874	2 634	989	2 066	-22%	2 621	7 192	3 203	6 881	-4%
Malaysia	5 058	3 829	4 050	3 116	-19%	54 867	24 726	21 832	18 150	-27%
Maldives				15			39			
Myanmar	15 431	4,948	-	-	-100%	61 987	19 205			
Oman	1 282	861	710	530	-38%	13 912	9 885	8 200	6 647	-33%
Pakistan	262 621	15 349	114 970	2 963	-81%	515 789	70 496	863 358	22 786	-68%
The Philippines	37	69	346	403	487%	559	362	1 754	2 077	474%
Qatar	2 459	1 484	61 994	2 189	47%	8 858	5 165	72 607	7 103	38%
Singapore	1 101	1 006	778	665	-34%	20 685	96 185	4 021	4 207	-96%
Sri Lanka	43	54	70	101	86%	128	269	244	303	13%
Syria						12	4	119	79	1688%
Taiwan	387	401	96	54	-87%	1 750	2 911	1 215	2 097	-28%
Thailand	151 222	46 597	42 500	11 197	-76%	372 959	126 125	230 740	67 434	-47%
North Vietnam	2 457	1 430	69 801	6 708	369%	12 961	6 369	79 962	13 186	107%
South Vietnam	3 902	2 526	2 300	1 915	-24%	14 567	17 146	16 669	9 397	-45%
South Yemen								85	42	
Total ASIA	1 135 802	436 379	995 469	344 736	-21%	3 753 923	1 552 038	4 380 463	1 581 310	2%

Source: CNSC

1.2 Inbound traffic per country

1. Traffic per country

Fourth Quarter 2025

COUNTRY - EUROPE	Oct-Dec 2024		Oct-Dec 2025		Evolution (B)/(A)-1	January- December 2024		January- December 2025		Evolution (D)/(C)-1
	Quantity (t)	Fob Value (M.CFAF) (A)	Quantity (t)	Fob Value (M.CFAF) (B)		Quantity (t)	Fob Value (M.CFAF) (C)	Quantity (t)	Fob Value (M.CFAF) (D)	
Albania								23	14	
Germany	19 826	11 170	11 681	16 628	49%	83 808	72 675	159 020	64 948	-11%
Belgium	89 930	176 013	47 284	64 667	-63%	528 514	529 863	233 951	306 060	-42%
Bulgaria	1 570	280	549	83	-70%	4 142	732	3 172	752	3%
Cyprus	167	38	50	15	-60%	879	112	381	104	-7%
Croatia	202	510	4 194	1 751	243%	646	980	4 392	2 520	157%
Denmark	246	759	216	546	-28%	1 288	2 412	1 400	2 771	15%
Spain	46 158	15 615	75 252	13 127	-16%	309 472	59 762	292 333	61 388	3%
Estonia	46 489	6 911	104	63	-99%	46 528	6 943	378	468	-93%
Finland	290	221	1 035	352	59%	37 146	11 187	4 517	2 151	-81%
France	60 423	78 957	158 331	101 173	28%	361 769	304 506	375 084	331 561	9%
Georgia	-	-	6	5				30	7	
Greece	825	976	1 250	554	-43%	4 429	6 290	4 362	4 300	-32%
Guadeloupe						7	19			
Hungary						8	23			
Faeroe Islands	-	-	3 422	1 533		8 040	2 122	10 030	4 258	101%
Ireland	21 315	10 605	31 067	13 059	23%	39 998	28 539	108 161	54 345	90%
Italy	12 665	16 456	10 100	12 093	-27%	48 368	57 411	53 368	58 130	1%
Latvia	77 493	12 096	156 235	28 088	132%	214 489	28 452	196 910	34 712	22%
Lithuania	18 222	3 223	373	935	-71%	121 402	20 182	83 012	15 275	-24%
Malta	237	528	324	600	14%	702	1 384	719	1 328	-4%
Martinique						13	14	1	8	-40%
Montenegro	13	109	12	105	-3%	468	525	55	1 525	191%
Norway	378	610	759	1 496	145%	2 055	4 802	3 773	6 818	42%
Netherlands	7 745	5 246	10 972	8 886	69%	61 995	35 072	79 176	46 089	31%
Poland	34 741	7 746	60 380	10 964	42%	252 844	49 618	242 613	45 121	-9%
Portugal	3 209	3 309	3 065	2 522	-24%	14 414	12 627	16 013	11 650	-8%
Romania	101 553	15 384	25	4	-100%	215 896	32 910	100 243	16 903	-49%
United Kingdom	3 945	3 211	3 719	2 686	-16%	31 842	21 873	13 204	14 296	-35%
Russia	-	-	13 800	2 774		170 691	32 536	206 276	39 683	22%
Slovenia	1 189	800	439	501	-37%	2 563	2 505	2 927	3 575	43%
Sweden	2 114	996	1 128	583	-41%	8 638	4 268	5 909	2 843	-33%
Turkey	87 115	27 886	104 893	12 883	-54%	179 788	91 449	405 232	62 151	-32%
Ukraine	144	78	425	221	184%	187	88	1 986	1 360	1439%
Total EUROPE	638 201	399 736	701 088	298 896	-25%	2 753 028	1 421 880	2 608 651	1 197 115	-16%

Source: CNSC

1.2 Inbound traffic per country

2. Tonnage per Port

COUNTRY - AFRICA	PORTS	Oct-Dec 2024		Oct-Dec 2025		January- December 2024		January- December 2025	
		Export	Import	Export	Import	Export	Import	Export	Import
South Africa	Cape Town	51	3 516	144	4 694	512	9 349	448	18 687
	Coega		10		72	20	332		286
	Durban	860	14 856	43	4 340	2 048	40 337	2 019	19 394
	Johannesburg	12		-		23			
	Port Elizabeth		261		-		897		219
Algeria	Alger	809	227	408	189	4 967	383	2 459	404
	Béjaïa	433	206	-	-	999	297	49	5
	Djen Djen	-		10			29 412	10	65 000
	Oran		92		256		601		705
Angola	Skikda	210		-		210			
	High Sea, Angola						2 732		
	Lobito		-		297		81		864
Benin	Luanda	343	27	210	0	3 059	5 114	1 061	197
	Cotonou	172	2	71	4	329	87	596	7
Cape Verde	Mindelo					65		94	
	Praia					19		94	
The Comoros	Moroni							3	
Congo - Brazzaville	Brazzaville	5		140		5		140	
	Pointe-Noire	2 363	28 299	1 103	16 896	6 687	198 918	5 209	171 426
Côte d'Ivoire	Abidjan	426	42 162	336	1 432	4 170	107 339	1 641	114 178
	San-Pedro		2		-		2		9 010
Djibouti	Djibouti	70	5	45	8	94	22	86	8
Egypt	Al Arish port		23 500		-		41 500		
	Alexandria	1 171	27 340	1 201	1 810	3 345	45 459	3 641	11 185
	Damiette	38	2 673	126	-	176	4 960	431	7 178
	Dumyat				43 530				131 598
	El Arish		49 500		3 000		66 500		49 077
	El Qahira	52	-	50	35	163		50	21 523
	El-Dekheila		-		75		318 878		38 727
	Port-Saïd	-	144 328	93	5 214	210	377 997	93	250 602
	Sokhna		300		200		623		2 015
	Libreville	1 815	5 115	5 556	7 646	3 295	13 043	21 438	17 842
Gabon	Owendo		8 001		-	23	8 401	12	5 054
	Port Gentil	13	614	289	344	190	2 582	1 231	8 252
Ghana	Accra	-		9				26	
	Takoradi	-	504	7	-	14	4 105	85	70
	Tema	15	20 926	23	7 255	678	58 936	319	54 832
Guinea	Conakry	267	27	754	22	582	37 462	823	82
Guinea Bissau	Bissau					926		421	
Equatorial Guinea	Bata	334	27 250	492	-	920	27 276	1 393	
	Luba	-		37		67	71	75	1
	Malabo	332		1 490		872		7 267	2 672
Réunion Island	Longoni	41		-		226			
	Pointe des Galets	747	5	170	13	1 622	17	671	16
	Port Reunion	140		72		637		277	
Mauritius Island	Port Mathurin		76		-		76		
	Port-Louis	411	-	82	88	1 025	795	615	7 142
Kenya	Mombasa	1 059	1 948	214	28	2 191	2 863	2 921	643
Liberia	Greenville		3 036		5 998		7 012		20 748
	Monrovia		465		1 478		7 701		3 242
Libya	Benghazi	34		-		44			
	Marsa El Brega		-		8 800				8 800
	Tripoli							22	
Madagascar	Antananarivo					4		22	
	Tamatave		-		7		6	252	12
Mali	Bamako	13		-		40		17	
Morocco	Agadir	-	7 843	3	4 292	266	50 924	789	24 926
	Casablanca	517	5 081	1 268	3 514	2 701	16 710	3 391	14 719

COUNTRY - AFRICA	PORTS	Oct-Dec 2024		Oct-Dec 2025		January- December 2024		January- December 2025	
		Export	Import	Export	Import	Export	Import	Export	Import
Mauritania	Jorf Lasfar							15 400	23 208
	Rabat	-		53				78	
	Safi							26 950	32 735
	Tanger Med	42	10	-	349	138	73		667
	Tanger Ville		-		41	30	6		45
Mozambique	High Sea, Mauritania		1 677		-			36 873	21 896
	Nouadhibou		4 660		1 003			19 620	0
	Nouakchott		342		-	34	1 730	27	3 026
Namibia	Beira	105	13	-	-	105	13		76
	Maputo					4	6		2
Nigeria	High Sea, Namibia							2	
	Walvis Bay	16	-	-	28	16	47 833		110
Democratic Republic of Congo	Apapa	760	142 946	-	60 159	864	607 369	844	626 766
	Lagos	-	52	4	502	3	29 604	4	238 836
	Lekki		-		21 615				21 615
	Onne	-	13 200	53	22 290	2	13 200	89	78 960
	Port Harcourt	37		-		48		12	
	Tincan Island	4	425	-	928	75	1 223		2 525
Democratic Republic of Congo	Port Bell					1		13	
	Banana		2		0			27	115
	Bukavu	13		-		13			
	Goma	-		102		32			102
	Kinshasa	115		2		320			278
Sao Tome and Principe	Lubumbashi					12			
	Matadi	113	308	112	593	300	309	404	3 744
	Muanda	-		139				139	
	Sao Tome	97	-	-	9 700	97		1	15 700
Senegal	Dakar	16 081	4,948	16 612	2 779	62 950	17 581	60 832	14 637
Sierra Leone	Freetown	-	-	12	2	8	1 800	22	28
Somalia	Mogadiscio							316	
Sudan	Port-Sudan	18		-		27	20	130	
Tanzania	Dar es Salaam	30	-	-	1 087	126	296	56	2 006
Togo	Lome	8	365 167	331	218 605	107	967 850	375	1 108 043
Tunisia	Gabès							1 684	
	La Goulette							4	72
	Radès		315		94			2 606	5
	Sfax	418	5 010	207	20 251	1 913	61 570	723	67 451
	Sousse							166	
Zambia	Lusaka							4	
Zimbabwe	Victoria					24		177	

Source : CNSC

COUNTRY - OCEANIA	PORTS	Oct-Dec 2024		Oct-Dec 2025		January- December 2024		January- December 2025	
		Export	Import	Export	Import	Export	Import	Export	Import
Australia	Adelaide						5 483		25
	Brisbane		10		-		10		
	Darwin		-		21				21
	Fremantle		30		1		75		17
	Melbourne		28		-		108		735
	New Norfolk								4
	Sydney		63		70	51	231		193
New-Zealand	Auckland								57
	Bluff						514		515
	Lyttelton		664		517		7 610		6 246
	Napier		28		-		114		1 419
	Nelson						87		1 599
Port Chalmers		315		-		8 860		5 378	

	Tauranga		466		231		1 008		1 549
Vanuatu	Port Vila						2,301		

Source : CNSC

COUNTRY - AMERICA	PORTS	Oct-Dec 2024		Oct-Dec 2025		January- December 2024		January- December 2025		
		Export	Import	Export	Import	Export	Import	Export	Import	
Argentina	Buenos Aires	-	3 140	3	3 496		10 759	76	9 959	
	Lima						7 578		27 450	
	Mar del Plata		1 213		1 846		9 633		12 223	
	Puerto Madryn								175	
	Rosario		55 905		72		80 792		14 293	
	San Lorenzo		54 519		31 399		61 752		261 565	
Bahamas	Freeport Bahamas						2			
Brazil	Areia Branca		-		25 000		70 160		99 000	
	Itajai		21		-		21			
	Itapoá		83		25		168	41	206	
	Maceio						20 000			
	Manaus								42	
	Navegantes		-		73		24		102	
	Paranaguá		86		22 781		1 472		48 672	
	Recife		16 000		20 340		16 000		20 340	
	Rio de Janeiro		-		20	211	91	4	58	
	Rio Grande		126		106	418	476	169	1 414	
	Salvador		546	20	465	-	1 518	20	1 072	
	Santos		677	70 972	570	56 629	1 646	204 801	953	196 522
	Suape			-		164		935		429
	Terminal Termisa							24 000		
	Vitoria		1 658		1 526	25	8 030		5 644	
Canada	Aklavik		15		-		15			
	Baie - Comeau		-		19 900		8 000		29 900	
	Bay Bulls								4	
	Calgary					18				
	Halifax		5		3		148	4	47	
	Montreal		-		34				279	
	Montreal		589	3 268	577	1 954	2 394	11 364	2 497	12 791
	Prince Rupert		6		-		6			
	Quebec		60	-	23	5 000	101	47 500	208	52 543
	Saint John						18 150		22 026	
	Sorel						17 467			
	Toronto		1 176	-	307	8	2 913		3 120	18
Vancouver			76		27		205		8 960	
Chile	Arica		379		-		379			
	Coquimbo						54			
	Coronel		28		197		760		8 403	
	High Sea, Chile						15 172		32 044	
	Iquique		-	136	115	-	269	115	401	
	Lirquen			57		141	251		588	
	San Antonio		7		-	41	50		102	
	San Vicente			-		227	2 396		1 918	
	Talcahuano								6 615	
	Valparaiso		33		32		33		205	
Colombia	Barranquilla		-	-	54	12 173		54	17 081	
	Buenaventura						1 628		8 912	
	Carthagène COL		42	36	253	6 611	256	916	22 324	
	Santa Marta				-	9 985			19 243	
Costa Rica	Tumaco				-	6 994			6 994	
	Caldera							55		
Curaçao	Moín						36		2	
	Willemstad		-		135	62		40	135	

USA	Alabama Inland Ports	43			-		43		
	Alpharetta								26
	Atlanta	6			-		6		8
	Baltimore	213	1 852	991	1 881	1 855	5 522	4 057	6 124
	Bay City		5		-		5		
	Beaumont						4 000		
	Boston	93	20	-	9	159	20	47	23
	Brooklyn		-		10				112
	Charlottesville						21 673		
	Charleston	110	937	282	1 341	406	2 027	855	3 744
	Chicago	203		-		203		2 722	12
	Cincinnati								19
	Cleveland	111		-		111			135
	Corpus Christi						23 483		
	Dallas	-		59					59
	Detroit								0
	Elizabeth						5		24
	Freeport		85		36		379		183
	Galveston		6 000		-		6 000		
	Georgetown								2
	Gramercy		8 400		-		8 400		
	Houston	2 334	3 367	53	5 118	2 694	17 096	375	21 259
	Jacksonville		1		27		55		57
	Kansas City						7		
	Lagrange						18		
	Lake Charles		-		42 335		3 494		42 335
	Long Beach		33		-		433		123
	Los Angeles	65	117	38	89	264	381	146	272
	Memphis								7
	Miami	215	37	176	38	1 136	113	1 144	158
	Mobile	242	435	207	333	1 092	1 161	806	410
	Naples USA								59
	New Jersey								14
	New York	3 239	881	4 815	1 088	13 409	2 809	14 884	3 436
	Newark	2 944	373	2 273	218	6 764	1 824	6 730	410
	Norfolk	1 057	858	493	1 414	6 493	2 898	3 641	6 799
	North Charleston						15		
	New-Orleans		267		106	890	563	100	1 304
	Oakland		66		97		417		518
	Philadelphia						122		
	Port Arthur		-		7 350				14 700
	Providence		1		-		29		1
	Red Hook						14		22
	San Francisco		21		-		21		
	Savannah	853	1 160	1 355	1 909	2 737	3 649	2 248	5 130
Seattle	83	71	-	52	442	927	118	184	
Springfield	163		-		163				
Tacoma		9		-		36			
Tampa								8 000	
Texas City	-		17		14	10 172	17	25 514	
Washington						27			
Wilmington							2	6	
Guatemala	Guatemala							316	
	Puerto Barrios								48
	Quetzal		67		-		67		
Guyana	Santo Tomás de Castilla						21		3
	Dégrad des Cannes								10
Honduras	Puerto Cortés	92		93		116		93	

Jamaica	Rocky Point							11 605		
	Altamira		179		116			1 506		559
	Dos Bocas		-		35 774					35 774
Mexico	Ensenada	46	57	-	29	92	85	38		7 792
	Manzanillo		139		-	42	139			
	Vera cruz	282	-	-	25	740	45	612		45
Nicaragua	Corinto					11	25			
	Managua								2	
Panama	Colon									4
	Rodman								3	
Paraguay	Asuncion									2
	Callao	21	802	-	718	21	1 078	83		2 257
	Chancay				4 000					4 000
Peru	Haute mer Pérou						1 633			
	Paita		55		-		55			
	Pisco		110		-		110			58
Porto Rico	San Juan		-		23				69	
Dominican Republic	Caucedo	127			166		1 234		916	
	Santo Domingo								10	
Saint Vincent and the Grenadines	Kingstown						6 967			4 617
Trinidad and Tobago	Point Lisas									1
	Port of Spain					3			10	
Uruguay	Montevideo	102	541	768	1 380	756	6 999	1 655		7 681

Source : CNSC

COUNTRY - ASIA	PORTS	Oct-Dec 2024		Oct-Dec 2025		January- December 2024		January- December 2025	
		Export	Import	Export	Import	Export	Import	Export	Import
Saudi Arabia	Ad Dammam		175		494		1 420		1 119
	Al Jubail		9 627		2 610		10 493		4 225
	Dammam	182	117	181	4	938	28 268	682	29
	Jeddah	1 064	2 612	2 491	1 298	2 930	5 728	8 770	6 873
	King Abdullah Port		413		1 813		566	63	4 123
	Riyadh					3			
	Yanbu						59 410		
Bahrain	Bahrain		1		275		362		807
	Khalifa bin Salman		1 694		915		1 958		6 274
Bangladesh	Chattogram								59
	Chittagong	42 277	283	20 783	-	194 956	1 477	150 587	1 094
	Chittagong		-		722				841
	Mongla		-		161				161
Cambodia	Phnom Penh	100		216		150		699	
	Siem Reap	301		-		602			
	Sihanoukville	260		224		260		1 149	74
China	Anqing		-		10				29
	Bayuquan		19 710		-		19 710		57 211
	Beihai		55		-		55		
	Beijiao		46		-		201		144
	Caofeidian		61 401		-		81 494		
	Changsha		47		-		47		90
	Changshu								427
	Changzhou		2 065		3 485		12 809		22 924
	Chongqing		107		93		1 043		1 432
	Da Chan Bay		-		7				7
	Dafeng						23		50
	Dalian		5 310		30 734	13	17 082		47 221
	Dongguan		-		56 681		7 076		56 681
	Fangcheng						28		55

COUNTRY - ASIA	PORTS	Oct-Dec 2024		Oct-Dec 2025		January- December 2024		January- December 2025	
		Export	Import	Export	Import	Export	Import	Export	Import
	Foshan								19
	Fuqing		211		188				843
	Fuzhou		2 057		2 769				11 553
	Gaolán		201		186				3 169
	Gaoming		687		817				4 815
	Gaosha		144		279				700
	Gaosha								700
	Gaoyao								361
	Gongyi		138		-				138
	Guangzhou		147		570				247
	Haikou		218		1 779				792
	Hefei		12		21	8			19
	Hongwan		38		138				38
	Huangpu	17	571	297	48	31	1 876	463	651
	Huangshi		-		24				24
	Jiangmen		1 219		2 033				5 863
	Jiangyin								470
	Jiaxing		-		55				28
	Jingjiang	-		316					1 578
	Jingtang								72 881
	Jiujiang		1 594		1 462				5 900
	Lanshan								29 400
	Lianyungang		15 013		55 457				43 941
	Mawei		57		53				232
	Nanchang		-		56				87
	Nanghai		-		13				143
	Nanjing		787		16 137	559	68 197		22 751
	Nansha	2 933	63 849	6 990	66 381	22 204	215 142	21 866	256 002
	Nantong		73		120 410				141 305
	Nghi-Son								25
	Ningbo	377	48 982	806	49 060	2 576	168 501	4 162	204 620
	Pudong/Shanghai		-		62				911
	Qingdao	230	38 873	1 860	38 468	3 989	150 468	3 129	173 158
	Qinhuangdao						461		402
	Qinzhou		393		387		2 564		2 050
	Sanrong		2 371		1 196		2 953		6 063
	Sanshui		-		417		384		1 325
	Shandong	60		-		60			
	Shanghai	1 422	28 539	2 688	16 827	14 158	102 413	10 209	92 350
	Shantou		634		512		2 512		2 773
	Shatian	109		-		692			44
	Shekou		4 704		4 226		17 542		18 752
	Shenzhen		52		173		69	88	228
	Shunde		186		205		382		620
	Taicang		-		1 654		79		3 986
	Taizhou		5		32		163		90
	Tianji Xingang								5 250
	Tianjin	557	28 807	336	86 275	2 196	138 851	1 935	265 834
	Waihai		-		76		31		170
	Waimao								11
	Weihai		278		-		444		2 624
	Wenzhou		465		447		1 593		2 684
	Wuhan		262		126		5 642		6 361
	Wuhu		215		368		1 641		810
	Wuzhou		14		-		198		179
	Xiamen	672	13 740	448	14 927	2 884	35 980	1 477	63 167
	Xiaolan		178		274		537		826
	Xiaoshan								43

COUNTRY - ASIA	PORTS	Oct-Dec 2024		Oct-Dec 2025		January- December 2024		January- December 2025		
		Export	Import	Export	Import	Export	Import	Export	Import	
China	Xingang	64	9 650	57	11 237	238	49 639	205	54 217	
	Yangpu		1 348		231		2 395		950	
	Yangzhong								6	
	Yangzhou		113		114		1 010		550	
	Yantai		-		2 358				2 358	
	Yantian	591	2 702	39	1 327	1 813	6 399	928	8 055	
	Yi Chang		20		376		318		1 088	
	Yizheng								3 300	
	Yueyang						30		51	
	Yunfu		28		408		112		904	
	Zha Pu		15		35		175		128	
	Zhangjiagang	67 664	7 527	47 654	640	351 814	31 909	216 416	86 334	
	Zhanjiang	-	42	1 542	175	337	97	1 542	296	
	Zhaoqing						4 710			
	Zhenjiang		819		-		1 505		4 347	
	Zhongshan		27		59		385		339	
	Zhuhai		134		195		471		956	
	South Korea	Bukpyung		45 022		-		45 022		
		Busan	-	2 513	107	2 087	119	14 758	225	8 223
		Gwangyang		435		11		868		322
Incheon			23 979		576		71 822		33 291	
Kwangyang			216		48		910		478	
Masan									62	
Okkye			23 000		-		23 000		21 500	
PyeongTaek			24		11		483		25	
Pyungtaek									13	
Seoul									27	
United Arab Emirates	Abu Al Bukhoosh		25		28		140		28	
	Abu Dhabi		216		354	261	518		1 506	
	Ajman						168			
	Dubai	19	27	-	-	763	236	134	39	
	Fujairah						7 833		16 703	
	Jebel Ali	4 150	21 703	3 287	27 619	17 547	101 377	16 879	90 134	
	Mina Saqr						328 832		55 950	
	Ras Al Khaimah		16		1 166		31		3 695	
Sharjah	-		53			63	88	1 070		
Hong Kong SAR China	Hong Kong	22	84	-	157	41	440		607	
India	Bangalore					97				
	Chennai	-	267	3	105		1 767	3	1 141	
	Cochin		109		52		259		263	
	Ennore	102	1 029	-	775	397	6 499	387	2 836	
	Gangavaram		-		301				517	
	Haldia		526		335		1 770		351	
	Hazira		6 049		8 581		13 188		31 466	
	Kakinada		31 310		-		95 019		55 577	
	Kandla		87 810		19 188		178 585		400 209	
	Kattupalli	-	1 091	101	370		1 273	101	3 307	
	Kolkata	-	642	205	420	112	2 721	390	2 378	
	Ludhiana					2 023				
	Madras					513				
	Mangalore	90	-	-	25	185	18	271	480	
	Mumbai		-		28		18	26	267	
	Mundra	1 490	15 768	755	12 192	2 706	55 554	1,928	54 126	
	New Delhi	44		-		84		266		
	New Mangalore		-		36	207	18		408	
	Nhava Sheva	958	10 827	329	9 634	2 619	49 539	1 116	57 017	
	Pipavav		238		901		8 101		2 076	

COUNTRY - ASIA	PORTS	Oct-Dec 2024		Oct-Dec 2025		January- December 2024		January- December 2025	
		Export	Import	Export	Import	Export	Import	Export	Import
Tuticorin	Tuticorin	1 851	181	2 643	376	7 119	1 580	5 976	2 680
	Visakhapatnam		481		11	41	4 437		2 030
Indonesia	Batam		70		208		628		523
	Belawan		277		231		1 146	555	2 237
	Garongkong								15 970
	Jakarta	6 143	306	2 407	368	11 849	2 162	5 635	2 233
	Jambi, Sumatra						23		
	Makassar								27
	Palembang	1 546		1 535		1 546		2 297	
	Perawang		479		204		1 632		1 143
	Pontianak, Kalimantan					64			
	Poso, Sulawesi							81 768	
	Semarang	-		314		66	81	419	193
	Surabaya	1 543	1 329	25	2 935	2 507	5 482	1 282	8 791
	Tanjung Pelepas	100	640	-	52	804	1 604	556	716
	Tanjung Perak		2 763		14		5 275		14
	Tanjung Priok		1 083		1 270	100	4 267	1 790	4 039
	Iraq	Umm Qasr					94		22
Israel	Ashdod		77		-		281	19	158
	Haifa	-	9	28	133	18	68	48	163
Japan	Abashiri								85
	Akita					20			
	Hakata	-	119	24	244	48	279	48	829
	Kobe		814		1 840		3 274	6	6 387
	Moji		8		-		14		
	Nagoya	604	-	553	163	2 422	340	2 944	731
	Naha		21		-		43		103
	Nanao		24		-		101		26
	Osaka		43		1		186		23
	Shibushi								16
	Shimizu								56
	Shinagawa	-		12				74	
	Tokyo					102	22	25	
	Tomakomai						16		119
	Tsukumi		22 000		-		22 000		
	Ube						23 000		22 000
Yokohama	229	2 499	26	2 498	484	10 020	381	11 463	
Yokosuka								25	
Jordan	Aqaba	285	627	212	272	1 232	2,361	792	1 528
Kuwait	Shuaiba	-	331	22	-		1 573	22	1 210
	Shuwaikh	-	16	84	-	223	208	84	26
Lebanon	Beirut	371	874	234	989	956	2 621	1 096	3 203
Malaysia	Johor								32
	Kelang		-		78				1 104
	Kemaman						38 477		
	Pasir Gudang	11 571	46	5 339	45	23 518	155	13 477	456
	Penang	2 757	161	1 122	183	7 092	560	4 051	1 173
	Port Kelang	7 851	4 852	4 655	3 744	16 109	15 676	14 354	19 067
	Sandakan								47
	Sungai Petani	-		160					160
	Tanjung Pelepas	100	640	-	52	804	1 604	556	716
Maldives	Male						15		
Myanmar	Yangon		15 431		-		61 987		
	Duqm		51		-		5 496		6 550
Oman	Salalah		56		226		802		250
	Sohar	-	1 175	57	484	106	7 613	57	1 400
Pakistan	Karachi	688	251 608	567	114 417	2 274	345 717	1 704	860 395

COUNTRY - ASIA	PORTS	Oct-Dec 2024		Oct-Dec 2025		January- December 2024		January- December 2025	
		Export	Import	Export	Import	Export	Import	Export	Import
	Port Qasim	-	11 013	41	553	627	170 072	848	2 963
	Batangas		37		342		37		1 700
The Philippines	Cagayan De Oro, Mindanao	-		81				243	
	Davao						509	39	
	Manille		-		5	38		13	
	Subic Bay								2
Qatar	Doha	23	505	88	29	59	766	290	360
	Hamad		1 047		60 923		3 409	44	63 332
	Mesaieed		906		1 042		4 683		8 915
Singapore	Jurong		-		12				56
	Singapore	-	1 101	1 106	765	3	20 685	1 106	3 965
Sri Lanka	Colombo	110	43	6	70	126	128	22	244
Syria	Lattaquie						12		119
	Tartous	-		21				21	
Taiwan	Kaohsiung	1 606	324	2 561	19	9 376	1 173	10 404	931
	Keelung	213	53	63	77	733	351	395	182
	Taichung	155	9	-	-	1 515	172	821	94
	Taipei						54		7
Thailand	Bangkok		822		790	27	2 319		875
	Koh Sichang		148 573		38 355		338 637		216 388
	Laem Chabang	-	1 744	515	3 356	765	31 884	737	13 288
	Lat Krabang	27		188		243		615	0
	Songkhla		84		-		119		188
North Vietnam	Unithai					300			
	Cam Pha		-		60 500				60 500
	Haiphong	61 642	262	61 258	2 895	243 694	1 934	270 268	8 313
	Hanoi	9 236		8 315		30 269		27 153	
South Vietnam	Vung Tau		2 195		6 405	89	11 027	102	11 149
	Cai Lan						3 247		
	Cát Lái	-		837		3 331	27	2 243	48
	Da Nang	101	11	580	782	320	11	681	793
	Ho Chi Minh City	101	3 891	3 630	1 518	3 348	11 282	7 044	15 827
South Yemen	Vietnam Lee & Man Port							600	
	Mukalla								85

Source : CNSC

COUNTRY - EUROPE	PORTS	Oct-Dec 2024		Oct-Dec 2025		January- December 2024		January- December 2025	
		Export	Import	Export	Import	Export	Import	Export	Import
Albania	Durrës	64		-		282		184	23
Germany	Bremen							35	1
	Bremerhaven	276	1 585	1 032	1 527	3 055	7 355	1 860	7 303
	Drensteinfurt					37		20	
	Dresden					18		24	
	Hamburg	4 140	7 913	5 313	10 146	21 145	30 800	26 314	36 372
	Leipzig	-		2				2	
	Mukran		10 287		-		29 287		23 000
	Rostock						16 300		92 209
Austria	Wilhelmshaven		41		7		66		134
	Geretsberg	-		61		41		61	
Belgium	Vienna	2		-		2			
	Antwerp	63 226	89 909	82 784	47 271	265 156	528 492	242 560	233 795
	Avilés								2
	Bruges-Zeebruges	-		49				212	67
	Brussels		22		12	44	22	211	85
	Hamme								1

COUNTRY - EUROPE	PORTS	Oct-Dec 2024		Oct-Dec 2025		January- December 2024		January- December 2025	
		Export	Import	Export	Import	Export	Import	Export	Import
	Ostende								2
Bulgaria	Bourgas	-	81	509	46		135	4 125	180
	Varna	153	1 490	-	503	153	4 007	1 445	2 991
Cyprus	Limassol	192	167	146	50	606	879	338	381
Croatia	Ploce						11		
	Rijeka	-	202	27	4 194	69	635	57	4 392
Denmark	Aalborg		5		14		21		102
	Aarhus	-	18	480	29	12 232	227	914	423
	Callumbourg	-		44			6	44	
	Copenhagen		223		163		965		781
	Esbjerg		-		7				7
	Fredericia		-		4		70		76
	Helsingor								10
	Algésiras	2 489	1 213	1 306	531	7 942	3 393	7 289	4 402
Spain	Alicante						112		18
	Almería						17 586		31 832
	Arrecife						82		
	Barcelona	2 248	3 967	3 570	2 003	9 416	41 517	16 822	9 015
	Bilbao	199	1 303	201	3 101	3 211	13 661	794	17 271
	Cadiz								1 750
	Carthagène ESP	458	136	195	98	1 180	407	195	25 724
	Castellon						5 350		
	Castellón de la Plana						1 000		
	Garrucha		25 000		56 990		173 890		122 890
	Gijón		1 494		-		3 520	63	814
	La Corogne	24		-		24			
	Las Palmas	22	198	114	501	189	4 375	137	3 997
	Madrid	4		6		4		6	
	Málaga		-		19		17		46
	Marin	67	9	24	68	521	207	113	172
	Motril								28 000
	Pontevedra						14		
	Port of Barcelona						153		
	Sagunt						39		55
	Santa Cruz de Tenerife	-		23		76		148	
	Tarragone	-	197	1 393	-		1 897	1 696	
Tenerife							67		
Valence	9 733	11 942	7 208	10 960	36 330	40 155	23 796	43 928	
Vigo	299	698	310	980	710	2 191	948	2 418	
Estonia	Muuga		46 489		-		46 489		
	Tallinn	42	-	599	104	657	39	961	378
Finland	Helsinki		120		322	1	557		1 254
	Kokkola		-		26				26
	Kotka	403	24	445	228	987	35 727	1 216	2 460
	Oulu		82		91		631		226
	Rauma		65		366		231		551
France	Abbeville								12
	Angers	-		28		123		155	
	Bassens		560		152	27	1 825	16	936
	Bordeaux	4		-		7			
	Brem-sur-Mer								8
	Brest		119		111	4	240		159
	Caen	2 059		1 373		5 561		4 450	
	Damville					10			
	Dunkerque		4 624		3 108		16 116	489	13 885
	Fos-sur-Mer	2 009	1 150	105	1 156	5 396	8 317	3 709	3 973

COUNTRY - EUROPE	PORTS	Oct-Dec 2024		Oct-Dec 2025		January- December 2024		January- December 2025	
		Export	Import	Export	Import	Export	Import	Export	Import
	Gennevilliers					7			
	Groslée					10			
	Honfleur							679	
	La Pallice	1 477		2 947		5 737	0	7 747	22 665
	La Rochelle-Pallice	203		93		579		1 372	
	Lavera		3 101		-		3 101		
	Lavéra						4 501		8 250
	Le Havre	2 178	12 617	3 124	15 064	9 354	49 025	9 138	61 085
	Lyon	4		-		4			
	Marseille	142	1 786	27	776	402	5 658	178	4 152
	Montoir-de-Bretagne	5	651	-	1 126	116	3 191	9	3 804
	Nantes							21	1
	Paris					18			
	Port de Bouc					14			
	Port Vendres	12 221	2 623	25 223	1 811	52 306	7 276	56 350	7 583
	Rouen	5 795	33 140	5 166	135 008	24 832	262 300	19 941	248 306
	Sete		18		-		54		59
	Sète		33		18		166	135	206
	Toulon								0
	Toulouse								0
	Villenoy					120			
Georgia	Poti	-	-	18	6	37		39	30
	Aspropirgos	20		-		20			
Greece	Le Pirée	582	825	1 523	460	2 436	3 426	4 215	2 457
	Thessalonica	1 049		476		4 703	113	1 065	198
	Volos		-		790		890		1 707
Guadeloupe	Pointe-à-Pitre						7	24	
Hungary	Budapest					19	8		
Faeroe Islands	Faeroe Islands						7 985		6 608
	Runavik		-		3 422		56		3 422
	Aughinish		20 422		25 203		36 464		87 693
	Belfast Ireland		24		-		115		105
Ireland	Cork	1 113	52	976	100	4 920	149	4 364	663
	Dublin	380	817	169	835	1 567	3 270	664	7 481
	Killybegs		-		4 929				12 220
	Alicudi							20	
	Ancona	30		-		55	97		66
	Bari	-	-	61	3	237	2	609	13
	Cagliari						9		
	Genoa	4 254	4 282	5 024	3 115	10 047	15 695	14 341	14 057
	Gioia Tauro	141	-	101	15	1 193		766	33
	La Spezia		636		430		1 382		2 148
	Livorno	6 799	4 404	8 265	3 703	34 506	19 110	28 618	14 494
	Naples	364	440	-	-	2 234	1 882	1 048	
	Naples Italy	-	-	369	527			747	1 598
	Palermo					37			
	Piombino								712
	Pozzallo	37		137		221		137	
	Ravenna	735	-	455	47	2 184	532	2 081	111
	Salerno	375	1 077	222	1 319	737	2 983	5 236	2 796
	Sarroch								12 711
	Termini Imerese		-		37				48
	Trieste	178	1 148	1 346	33	1 291	2 470	2 428	2 573
	Turin	-		25				25	
	Vado Ligure	33	63	89	229	6 911	1 493	479	229
	Vado/Bologna					236			
	Vasto	1 204		850		3 835		4 078	

COUNTRY - EUROPE	PORTS	Oct-Dec 2024		Oct-Dec 2025		January- December 2024		January- December 2025	
		Export	Import	Export	Import	Export	Import	Export	Import
	Venice	24	616	55	643	175	2 712	79	1 778
Lithuania	Liepaja		16 750		41 500		52 750		65 500
	Riga	49	60 742	-	94 764	141	161 738	96	111 440
	Ventspils		-		19 971				19 971
	Klaipeda	390	18 222	101	373	1 125	121 402	1 362	83 012
Malta	Malta	17	3	-	75	132	75	230	96
Malta	Marsaxlokk	-	234	20	249		627	20	622
Martinique	Fort-de-France	22		45		22	13	88	1
Montenegro	Bar		13		12		468		55
	Ålesund		-		46		108		137
Norway	Bergen	21	26	-	-	21	47		27
	Brevik		122		-		950		1 805
	Haugesund						21		
	Kristiansand						45		40
	Maaloy		-		58				491
	Oslo		182		544		767		1 031
	Stavanger		32		12		102		117
	Stockholm		53		84		109		246
	Tananger		16		15		16	3	28
	Aalsmeer		19		-		19		
	Amsterdam	39 307	-	48 417	2	118 653	114	127 097	18 671
	Den Helder						296		
	Eemshaven								4 001
	High Sea, Netherlands						6 396		8 335
Netherlands	Hengelo	-		84				84	
	Rotterdam	7 266	7 726	5 211	10 757	20 836	53 075	12 183	47 957
	Stavenisse		-		20				20
	Terneuzen	-		85				85	
	Vlissingen		-		58		96		58
	Westdorpe	168		-		253	2 022	148	
	Willemstad		-		135	62		40	135
	Zaandam						72		
	Gdansk	58	11 422	223	1 363	2 209	19 875	1 409	36 814
Poland	Gdynia	357	14 319	379	39 018	630	206 923	1 288	116 069
	Swinoujscie		903		-		17 948		
	Szczecin		8 098		20 000		8 098		89 730
	Bobadela					311			
	Leixões	842	1 055	453	893	2 653	5 162	1 365	4 583
	Lisbon	222	1 975	124	1 914	2 265	7 451	1 357	10 221
	Setúbal								390
	Sines		178		258		184		675
	Viana do Castelo	532		458		2 638	1 617	3 367	143
Czech Republic	Prague	5		-		15		11	
Romania	Constanta	200	101 553	120	25	1 014	215 896	1 357	100 243
	Aberdeen	23	-	683	0	1 289		754	0
	Belfast	-	207	22	151	85	718	116	536
	Felixstowe	108	192	64	-	750	871	209	110
	Grangemouth	40	221	-	202	538	566	65	557
	Great Yarmouth Outer Harbour	-		3				3	
	Greenock		-		118		171		425
United Kingdom	Immingham						18 586		8
	Liverpool	2 173	241	717	86	6 470	619	3 923	333
	London	-	1 562	642	2 805	30	6 336	1 344	8 441
	Poole						6		
	Portbury		9		-		9		
	Portsmouth	6 640	280	13 097	289	36 109	1 228	34 231	1 063

COUNTRY - EUROPE	PORTS	Oct-Dec 2024		Oct-Dec 2025		January- December 2024		January- December 2025	
		Export	Import	Export	Import	Export	Import	Export	Import
EUROPE	Southampton	80	5	-	-	182	23	111	1
	Teesport						16		
	Thamesport		0		-		3		
	Tilbury	2 054	1 227	1 133	69	6 027	2 690	5 722	1 731
Russia	Kavkaz								10 000
	Novorossiysk						93 191		40 000
	Saint-Petersburg	-		147			647	294	23 798
	Taman								65 170
	Tuapse		-		13 800				13 800
	Ust-Luga						76 853		53 454
	Vladivostok								54
Serbia	Belgrade	-		42				42	
Slovenia	Koper	125	1 189	-	439	553	2 563	148	2 927
Sweden	Gävle		137		-		214		55
	Gorsingeholm								12
	Göteborg		384		121		2 306		1 819
	Helsingborg		-		52		34		472
	Norrköping								367
	Norrköping		1 539		955		5 975		3 035
	Stockholm		53		84		109		246
Switzerland	Basel							15	
	Berne	26		-		26			
	Lausanne					93		11	
Turkey	Aliaga		54 905		88 114		57 043		211 371
	Ambarli	9 271	1 322	865	732	16 618	3 978	9 610	3 603
	Antalya	-	94	53	1 737	66	2 868	864	4 494
	Asyaport		21		-		34		15
	Autoport Gölcük						32		
	Autoport Yeniköy								31
	Cesme	21		-		48		44	
	Derince	63	474	-	4	1 797	871		4
	Duzce	42		-		42		226	
	Evyap	1 185	17	577	-	2 409	64	3 137	156
	Gebze	208	1 683	385	1 118	4 618	7 202	3 841	5 800
	Gemlik		709		743	446	4 327	82	122 480
	Iskenderun		5 281		3 856	2 773	18 695	252	20 983
	Istanbul	42	2 459	21	1 005	588	5 746	1,086	4 866
	Izmir	46	97	151	328	1 297	1 207	190	536
	Izmit	8 331	1 095	3 878	495	22 966	5 571	13 541	4 315
	Konya		105		-		105		
	Korfez					128			
	Kumport		83		386		163		771
	Kutahya					58			
Mardas						19			
Marport						58		1	
Mersin	-	16 783	64	3 400	205	66 420	1 803	18 703	
Nemport						2			
Samsun		92		6		235		192	
Sanko		-		1 676				1 676	
Tekirdag		850		200		3 709	60	2 839	
Trabzon								8	
Yarimca	63	1 045	42	1 092	126	1 417	1 149	2 354	
Yilport						22		32	
Ukraine	Chornomorsk						43		728
	Odesa								192
	Odessa		144		425		144		921
	Skadovsk								144

Source : CNSC

CONSEIL NATIONAL DES CHARGEURS DU CAMEROUN CAMEROON NATIONAL SHIPPERS' COUNCIL



Antenne CNCC de KOUSSERI dans la Région l'Extrême-Nord



Centre de vie CNCC de GAROUA-BOULAI dans la Région de l'EST

MISSIONS

Société à Capital Public ayant l'Etat comme unique actionnaire, le Conseil National des Chargeurs du Cameroun (S.A) a pour mission :

- L'assistance, la défense et la représentation des intérêts des chargeurs, importateurs/Exportateurs et opérateurs de la chaîne du transport ;
- Le développement et l'exploitation des infrastructures logistiques en vue de contribuer à la promotion du commerce extérieur.

ACTIONS

- Formation des acteurs du commerce extérieur ;
- Vulgarisation des procédures de commerce ;
- Diffusion des informations sur le commerce et le transport ;
- Développement et exploitation des infrastructures ;
- Collecte des données statistiques sur le commerce ;
- Participation aux réflexions sur le commerce et le transport ;
- Délivrance des documents de transport



Magasin de stockage de DOUALA-BASSA dans la Région du Littoral

MISSIONS

The Cameroon National Shippers' Council (CNSC) is a public corporation with the State as sole shareholder, and has as its main objective to:

- Assist, defend and represent the interests of shippers, importers/exporters and transport chain operators;
- Develop and operate logistics infrastructure in view of contributing to the promotion of international trade.

ACTIONS

To achieve its objectives, the CNSC carries out the following field actions:

- Organise training for foreign trade operators;
- Disseminate foreign trade procedures;
- Publish information on trade and transport;
- Develop and operate logistics infrastructure;
- Collect statistical data on foreign trade;
- Participate in discussions on trade and transport;
- Issue required transport documents.



Centre de vie de la DIBAMBA DOUALA dans la Région du Littoral

3. Traffic per product

3.1. Outbound traffic per product

Products	Oct-Dec 2024		Oct-Dec 2025		Evolution (B)/(A)-1
	Quantity (t)	Fob Value (M.CFAF) (A)	Quantity (t)	Fob Value (M.CFAF) (B)	
ALUMINIUM AND ARTICLES THEREOF	9 581	12 184	10 080	14 243	17%
Unwrought aluminium	9 333	11 573	9 356	12 523	8%
Household or household economy, hygiene or toilet articles and parts thereof, of aluminium; sponges, tor ...	38	175	-	-	-100%
Other aluminium articles	8	52	9	60	15%
Aluminium bars, rods and profiles	28	6	-	-	-100%
Aluminium waste and scrap	-	-	20	10	
Aluminium plates, sheets and strip, of a thickness exceeding 0,2 mm	173	379	695.15	1 649.80	336%
OTHER MADE-UP TEXTILE ARTICLES; SETS; WORN CLOTHING AND WORN TEXTILE ARTICLES; RAGS	15	32	16	35	8%
Other made-up articles, including dress patterns	-	-	1	1	
Other furnishing articles, excluding those of heading 9404	-	-	16	34	
Blankets and travelling rugs	15	32	-	-	-100%
PRODUCTS OF ANIMAL ORIGIN, NOT ELSEWHERE SPECIFIED OR INCLUDED	48	10	30	6	-37%
Animal products not elsewhere specified or included; dead animals of Chapter 1 or 3, unfit for human consumption	48	10	30	6	-37%
WOOD AND ARTICLES OF WOOD; WOOD CHARCOAL	260 557	53 930	237 757	55 619	3%
Other articles of wood	36	14	40	13	-8%
Plywood	536	224	1 201	266	19%
Sawn wood	171 235	42 886	145 167	38 736	-10%
Wood logs	78 285	7 343	78 398	11 768	60%
Inlaid wood and inlaid wood; boxes, cases and cases for jewelery or silversmith's work and similar works, and ...	2	3	-	-	-100%
Wood charcoal (including shell or nut charcoal), whether or not agglomerated	36	3	-	-	-100%
Plywood	10 427	3 457	12 952	4 836	40%
BEVERAGES, SPIRITS AND VINEGAR	2 347	286	1 238	356	24%
Undenatured ethyl alcohol of an alcoholic strength by volume of less than 80% vol.; eaux-de-vie, liqueurs and other ...	-	-	3	2	
Other fermented drinks (cider, perry, mead, sake, for example); mixtures of fermented drinks and mixtures ...	-	-	1	0	
Malt beers	311	104	467	174	67%
Waters, including mineral waters and aerated waters, containing added sugar or other sweetening matter or flavouring...	2 036	182	23	9	-95%
Waters, including mineral waters and aerated waters, containing added sugar or other sweetening matter or flavouring...	-	-	19	7	
Waters, including mineral waters and aerated waters, containing added sugar or other sweetening matter or flavouring...	-	-	6	1	
Waters, including mineral waters and aerated waters, containing added sugar or other sweetening matter or flavouring...	-	-	5	1	

3.1 Outbound traffic per product

Products	Oct-Dec 2024		Oct-Dec 2025		Evolution (B)/(A)-1
	Quantity (t)	Fob Value (M.CFAF) (A)	Quantity (t)	Fob Value (M.CFAF) (B)	
Waters, including mineral waters and aerated waters, containing added sugar or other sweetening matter or flavouring...	-	-	2	1	
Waters, including mineral waters and aerated waters, containing added sugar or other sweetening matter or flavouring...	-	-	3	1	
Waters, including mineral waters and aerated waters, containing added sugar or other sweetening matter or flavouring...	-	-	1	0	
Waters, including mineral waters and aerated waters, containing added sugar or other sweetening matter or flavouring...	-	-	18	7	
Waters, including mineral waters and aerated waters, containing added sugar or other sweetening matter or flavouring...	-	-	18	7	
Waters, including mineral waters and aerated waters, containing added sugar or other sweetening matter or flavouring...	-	-	18	7	
Waters, including mineral waters and aerated waters, containing added sugar or other sweetening matter or flavouring...	-	-	16	5	
Waters, including mineral waters and aerated waters, containing added sugar or other sweetening matter or flavouring...	-	-	14	2	
Waters, including mineral waters and aerated waters, containing added sugar or other sweetening matter or flavouring...	-	-	4	1	
Waters, including mineral waters and aerated waters, containing added sugar or other sweetening matter or flavouring...	-	-	84	15	
Waters, including mineral waters and aerated waters, containing added sugar or other sweetening matter or flavouring...	-	-	83	14	
Waters, including mineral waters and aerated waters, containing added sugar or other sweetening matter or flavouring...	-	-	59	11	
Waters, including mineral waters and aerated waters, containing added sugar or other sweetening matter or flavouring...	-	-	48	10	
Waters, including mineral waters and aerated waters, containing added sugar or other sweetening matter or flavouring...	-	-	31	6	
Waters, including mineral waters and aerated waters, containing added sugar or other sweetening matter or flavouring...	-	-	27	6	
Waters, including mineral waters and aerated waters, containing added sugar or other sweetening matter or flavouring...	-	-	17	5	
Waters, including mineral waters and aerated waters, containing added sugar or other sweetening matter or flavouring...	-	-	10	4	
Waters, including mineral waters and aerated waters, containing added sugar or other sweetening matter or flavouring...	-	-	8	4	
Waters, including mineral waters and aerated waters, containing added sugar or other sweetening matter or flavouring...	-	-	14	2	

3.1 Outbound traffic per product

Products	Oct-Dec 2024		Oct-Dec 2025		Evolution (B)/(A)-1
	Quantity (t)	Fob Value (M.CFAF) (A)	Quantity (t)	Fob Value (M.CFAF) (B)	
Waters, including mineral waters and aerated waters, containing added sugar or other sweetening matter or flavouring...	-	-	10	2	
Waters, including mineral waters and aerated waters, containing added sugar or other sweetening matter or flavouring...	-	-	4	2	
Waters, including mineral waters and aerated waters, containing added sugar or other sweetening matter or flavouring...	-	-	2	1	
Waters, including mineral waters and aerated waters, containing added sugar or other sweetening matter or flavouring...	-	-	3	1	
Waters, including mineral waters and aerated waters, containing added sugar or other sweetening matter or flavouring...	-	-	2	1	
Waters, including mineral waters and aerated waters, containing added sugar or other sweetening matter or flavouring...	-	-	4	1	
Waters, including mineral waters and aerated waters, containing added sugar or other sweetening matter or flavouring...	-	-	4	1	
Waters, including mineral waters and aerated waters, containing added sugar or other sweetening matter or flavouring...	-	-	1	0	
Waters, including mineral waters and aerated waters, containing added sugar or other sweetening matter or flavouring...	-	-	41	7	
Waters, including mineral waters and aerated waters, containing added sugar or other sweetening matter or flavouring...	-	-	17	6	
Waters, including mineral waters and aerated waters, containing added sugar or other sweetening matter or flavouring...	-	-	30	6	
Waters, including mineral waters and aerated waters, containing added sugar or other sweetening matter or flavouring...	-	-	23	6	
Waters, including mineral waters and aerated waters, containing added sugar or other sweetening matter or flavouring...	-	-	24	5	
Waters, including mineral waters and aerated waters, containing added sugar or other sweetening matter or flavouring...	-	-	22	5	
Waters, including mineral waters and aerated waters, containing added sugar or other sweetening matter or flavouring...	-	-	16	5	
Waters, including mineral waters and aerated waters, containing added sugar or other sweetening matter or flavouring...	-	-	16	4	
Waters, including mineral waters and aerated waters, containing added sugar or other sweetening matter or flavouring...	-	-	5	2	
Waters, including mineral waters and aerated waters, containing added sugar or other sweetening matter or flavouring...	-	-	9	2	
Waters, including mineral waters and aerated waters, containing added sugar or other sweetening matter or flavouring...	-	-	5	0	
Edible vinegars and vinegar substitutes obtained from acetic acid	-	-	3	0	

3.1 Outbound traffic per product

Products	Oct-Dec 2024		Oct-Dec 2025		Evolution (B)/(A)-1
	Quantity (t)	Fob Value (M.CFAF) (A)	Quantity (t)	Fob Value (M.CFAF) (B)	
COCOA AND COCOA PREPARATIONS	96 271	438 071	84 873	273 621	-38%
Cocoa butter, fats and oil	5 912	34 305	5 292	27 913	-19%
Cocoa beans	74 492	327 924	54 261	170 138	-48%
Chocolate and other food preparations containing cocoa	512	993	735	1 524	53%
Cocoa shells, husks, skins and other cocoa waste	923	129	944	109	-16%
Cocoa paste	14 432	74 719	23 642	73 937	-1%
Cocoa powder, not containing added sugar or other sweetening matter	-	-	0	0	
COFFEE, TEA, MATÉ AND SPICES	2 478	6 388	2 224	4 205	-34%
Coffee	2 440	6 358	2 144	4 191	-34%
Ginger, saffron, turmeric (curcuma), thyme, bay leaves, curry and other spices	26	4	23	6	36%
Seeds of anise, badian, fennel, coriander, cumin or caraway; juniper berries	4	1	2	0	-20%
Nutmeg, mace and cardamoms	-	-	0	0	
Pepper of the genus Piper; dried or crushed or ground peppers of the genus Capsicum or of the genus Pimenta...	8	25	55	7	-71%
RUBBER AND ARTICLES THEREOF	20 338	15 929	17 044	12 266	-23%
Other articles of vulcanised rubber other than hard rubber	-	-	1	0	
Natural rubber, balata, gutta-percha, guayule, chicle and similar natural gums, in primary forms or...	20 338	15 929	16 763	11 974	-25%
Retreaded or used pneumatic tyres of rubber; solid or cushion tyres, tyre treads and tyre flaps, of rubber	-	-	271	281	
Tubes, pipes and hoses, of vulcanised rubber other than hard rubber, with or without their fittings (for example, joints, elbows, flanges)	-	-	8	11	
CEREALS	-	-	1	0	
Maize (corn)	-	-	1	0	
MINERAL FUELS, MINERAL OILS AND PRODUCTS OF THEIR DISTILLATION; BITUMINOUS SUBSTANCES; MINERAL WAXES...	1	3	-	-	-100%
Vaseline; paraffin, microcrystalline petroleum wax, slack wax, ozokerite, lignite wax, peat wax, other ...	1	3	-	-	-100%
COTTON	29 952	33 552	17 342	17 192	-49%
Cotton	29 941	33 456	17 342	17 192	-49%
Woven fabrics of cotton, containing 85 % or more by weight of cotton, weighing more than 200 g/m ²	11	96	-	-	-100%
COPPER AND ARTICLES THEREOF	377	335	361	307	-8%
Other articles of copper	324	259	288	230	-11%
Refined copper and copper alloys, unwrought	53	76	73	77	1%
PERSONAL EFFECTS	82	64	73	89	38%
TANNING OR DYING EXTRACTS; TANNINS AND THEIR DERIVATIVES; PIGMENTS AND OTHER COLORING MATERIALS; PAINTS AND WORM ...	82	243	235	123	-50%
Glazier's putty, resin cements and other putties; coatings used in painting; non-refractory plasters of ...	1	2	235	122	6524%
Synthetic organic colouring matter, whether or not chemically defined; preparations referred to in note 3...	25	47	-	-	-100%
Paints and varnishes based on synthetic polymers or modified natural polymers, dispersed or dissolved in a...	7	25	-	-	-100%
Paints and varnishes based on synthetic polymers or modified natural polymers, dispersed or dissolved in a...	48	170	0	1	-100%
CAST IRON, IRON AND STEEL	52	13	74	19	41%

3.1 Outbound traffic per product

Products	Oct-Dec 2024		Oct-Dec 2025		Evolution (B)/(A)-1
	Quantity (t)	Fob Value (M.CFAF) (A)	Quantity (t)	Fob Value (M.CFAF) (B)	
Stainless steel in ingots or other primary forms; semi-finished products of stainless steel	-	-	74	19	
Ferrous waste and scrap; remelting scrap ingots of iron or steel	52	13	-	-	-100%
EDIBLE FRUITS; PEEL OF CITRUS FRUITS OR MELONS	47 889	6 946	93 812	25 926	273%
Apricots, cherries, peaches (including nectarines), plums and sloes, fresh	53	12	97	20	60%
Other nuts, fresh or dried, whether or not shelled or peeled	31	6	51	7	12%
Other fruits, fresh	-	-	10	1	
Banana	47 805	6 928	93 653	25 898	274%
Fruit, dried, other than those of headings 0801 to 0806; mixtures of nuts or dried fruits of this cha...	-	-	0	0	
Coconuts, Brazil nuts and cashews, fresh or dry, even without their shell or shelled ...	-	-	1	0	
OILSEEDS AND OIL FRUITS; MISCELLANEOUS SEEDS, SEEDS AND FRUITS; INDUSTRIAL OR MEDICINAL PLANTS; STRAWS AND ...	522	169	537	396	134%
Groundnuts, not roasted or otherwise cooked, whether or not shelled or broken	-	-	6	2	
Other oil seeds and oleaginous fruits, whether or not broken	417	69	481	362	427%
Flours and meals of oil seeds or oleaginous fruits, other than those of mustard	-	-	0	0	
Seeds, fruit and spores for sowing	-	-	1	5	
Plants, parts of plants, seeds and fruits of species used mainly in perfumery, medicine or ...	105	101	49	26	-74%
ANIMAL OR VEGETABLE FATS AND OILS; PRODUCTS OF THEIR DISSOCIATION; PREPARED DIETARY FATS; WAXES ...	5 079	3 227	279	152	-95%
Other fixed vegetable fats and oils (including jojoba oil) and their fractions, whether or not refined, but not chemically modified	39	14	-	-	-100%
Vegetable waxes (other than triglycerides), beeswax, other insect waxes and spermaceti, whether or not refined or coloured	-	-	22	8	
Animal or vegetable fats and oils and their fractions, cooked, oxidized, dehydrated, sulphurized, puffed, s ...	-	-	18	4	
Palm oil	15	3	28	7	122%
Coconut (copra), palm kernel or babassu oil and fractions thereof, whether or not refined, but not chemically...	2 500	1 837	1	0	-100%
Sun stearin, lard oil, oleostearin, oleomargarine and tallow oil, not emulsified, mixed or otherwise prepared	2 525	1 372	210	132	-90%
ESSENTIAL OILS AND RESINOIDS; PERFUMERY OR TOILET PRODUCTS PREPARED AND COSMETIC PREPARATIONS ...	262	316	170	131	-59%
Mixtures of odoriferous substances and mixtures (including alcoholic solutions) based on one or more ...	4	16	-	-	-100%
Prepared beauty or make-up products and preparations for maintaining or caring for the skin, other than...	258	301	170	131	-57%
OPTICAL, PHOTOGRAPHY OR CINEMATOGRAPHY, MEASURING, CONTROL OR PRECISION INSTRUMENTS AND APPARATUS; ...	1	85	8	22	-74%
X-ray apparatus and apparatus using alpha, beta or gamma radiation, whether or not for medical, surgical, etc.	-	-	7	9	
Instruments and apparatus for measuring or controlling flow, level, pressure or other characteristics...	1	85	1	13	-85%
TOYS, GAMES AND SPORTS REQUISITES; PARTS AND ACCESSORIES THEREOF	1	12	0	0	-100%
Video game consoles and machines, articles for board games, including motor or motion games, ...	1	12	0	0	-100%
MILK AND DAIRY PRODUCTS; BIRD EGGS; NATURAL HONEY; EDIBLE PRODUCTS OF ANIMAL ORIGIN, NOT SPECIFIED ...	13	45	31	111	144%
Milk and cream, concentrated or containing added sugar or other sweetening matter	13	45	31	111	145%
Edible products of animal origin, not elsewhere specified or included	0	0	-	-	-100%
EDIBLE VEGETABLES AND CERTAIN ROOTS AND TUBERS	1 515	226	1 473	233	3%

3.1 Outbound traffic per product

Products	Oct-Dec 2024		Oct-Dec 2025		Evolution (B)/(A)-1
	Quantity (t)	Fob Value (M.CFAF) (A)	Quantity (t)	Fob Value (M.CFAF) (B)	
Other vegetables, fresh or chilled	940	127	602	73	-43%
Carrots, turnips, salad beetroot, salsify, celeriac, radishes and similar edible roots, fresh or chilled	1	0	-	-	-100%
Dried leguminous vegetables, shelled, whether or not skinned or split	19	2	24	4	79%
Dried vegetables, whether or not cut into pieces or slices or crushed or ground, but not further prepared...	14	2	13	25	1214%
Vegetables (uncooked or cooked by steaming or boiling in water), frozen	497	86	521	84	-2%
Manioc, arrowroot, salep, Jerusalem artichokes, sweet potatoes and similar roots and tubers...	43	9	313	47	434%
ELECTRICAL MACHINES, APPARATUS AND EQUIPMENT AND THEIR PARTS; RECORDING OR SOUND REPRODUCTION APPARATUS ...	11	17	122	267	1512%
Switchgear for breaking, isolating, protection, branching, connection or connection of...	-	-	0	1	
Sound recording apparatus; sound reproducing apparatus; sound recording and reproducing devices	-	-	1	3	
Electromechanical appliances with incorporated electric motor, for household use, other than vacuum cleaners of heading 8508...	-	-	0	0	
Electric water heaters and immersion heaters; electrical appliances for space heating, underfloor heating or for general use.	-	-	0	0	
Electric and electronic waste and debris	8	4	-	-	-100%
Electric and electronic waste and debris	-	-	12	4	
Wires, cables (including coaxial cables) and other conductors insulated for electricity (even painted or oxidized ...	-	-	7	6	
Industrial or laboratory electric furnaces, including those operating by induction or by dielectric losses.	-	-	2	5	
Machines and apparatus for brazing or welding (even those capable of cutting), electric (including those using hot gas...	-	-	29	50	
Microphones and their stands; loudspeakers, whether or not mounted in their enclosures; headsets and headphones, even ...	-	-	1	1	
Electric motors and generators (excluding generating sets)	-	-	6	1	
Parts recognizable as being exclusively or mainly intended for apparatus of heading Nos 8525 to 8528 ...	-	-	52	190	
Tables, panels, consoles, desks, cupboards and other supports comprising several devices of heading 8535 or...	3	13	11	6	-49%
Electrical transformers, static converters (for example, rectifiers) and inductors	-	-	1	0	
PLASTICS AND ARTICLES THEREOF	1	1	7	18	2293%
Articles for transport or packaging, of plastics; stoppers, lids, caps and other devices ...	-	-	5	14	
Other articles of plastics and articles of other materials of headings 3901 to 3914	-	-	2	2	
Tubes and pipes and their accessories (joints, elbows, fittings, for example), in plastics, etc.	-	-	1	2	
Tableware, kitchenware, other household articles and hygienic or toilet articles, of plastics	1	1	-	-	-100%
FURNITURE; MEDICO-SURGICAL FURNITURE; BEDDING AND SIMILAR ARTICLES; LIGHTING DEVICES NOT SPECIFIED OR INCLUDED ...	30	32	15	162	408%
Lighting apparatus (including headlamps) and parts thereof, not elsewhere specified or included; lamps-claim ...	-	-	15	162	
Other furniture and parts thereof	5	4	-	-	-100%
Prefabricated constructions	16	5	-	-	-100%
Seats (other than those of heading 9402), whether or not convertible into beds, and parts thereof	4	5	-	-	-100%
Bed bases; bedding and similar articles (mattresses, foot covers, eiderdowns, cushions, ottomans, pillows, ...	5	18	0	0	-100%

3.1 Outbound traffic per product

Products	Oct-Dec 2024		Oct-Dec 2025		Evolution (B)/(A)-1
	Quantity (t)	Fob Value (M.CFAF) (A)	Quantity (t)	Fob Value (M.CFAF) (B)	
ORES, SLAG AND ASH	41	28	-	-	-100%
Slag, ash and residues (other than from the manufacture of iron or steel), containing ...	41	28	-	-	-100%
AIRCRAFT, SPACECRAFT, AND PARTS THEREOF	1	10	120	47	373%
Other aircraft (for example, helicopters, aeroplanes); spacecraft (including satellites) and suborbital and spacecraft launch vehicles	1	10	-	-	-100%
Spare parts of aircrafts of heading 8801, 8802 or 8806, n.e.s.	-	-	120	47	
SHIPS, BOATS AND FLOATING STRUCTURES	48	11	-	-	-100%
Other floating structures (for example, rafts, tanks, coffer-dams, landing stages, buoys and beacons)	48	11	-	-	-100%
WORKS OF ART, COLLECTORS' PIECES AND ANTIQUES	16	6	14	6	-2%
Original productions of statuary art or sculpture, in all materials	16	6	14	6	-2%
WADDING, FELTS AND NON-WASTE; SPECIAL YARNS; TWINE, ROPES AND CORDAGE; CORDERIE ARTICLES ...	-	-	30	33	
Twine, cordage, ropes and cables, whether or not plaited or braided and whether or not impregnated, coated, covered or sheathed with rubber or plastics	-	-	5	5	
Nets with knotted mesh, in layers or in pieces, obtained from twine, cordage or ropes; confection nets ...	-	-	25	29	
TOOLS AND EQUIPMENT, CUTLERY AND TABLE CUTLERY, OF BASE METAL; PARTS OF THESE ARTICLES, IN M...	-	-	13	12	
Hand-operated spanners and wrenches (including torque meter wrenches but not including tap wrenches); interchangeable spanner sockets, with or without handles	-	-	1	0	
Files, rasps, pliers (even cutting ones), pincers, tweezers, metal shears, pipe cutters, bolt cutters, carry ...	-	-	1	0	
Hand tools and tools (including glaziers' diamonds) not elsewhere specified or included; welding lamps and ...	-	-	10	10	
Interchangeable tools for hand tools, mechanical or not, or for machine tools (stamping, stamping, ...	-	-	1	2	
MISCELLANEOUS MANUFACTURED ARTICLES	2	15	145	136	776%
Brooms and brushes, whether or not forming parts of machines, apparatus or vehicles, mechanical brooms for ...	-	-	0	0	
Ivory, bones, tortoiseshell, horn, animal antlers, coral, mother-of-pearl and other animal materials to be carved, exploited...	-	-	58	8	
Sanitary napkins and tampons, nappies and diapers for babies and similar articles, of any material...	2	15	87	128	724%
MISCELLANEOUS ARTICLES OF BASE METAL	-	-	5	11	
Stoppers (including crown caps, screw caps and pourers), lids, capsul ...	-	-	4	9	
Wires, rods, tubes, plates, electrodes and similar articles, of base metal or of metal carbides, etc.	-	-	0	0	
Mechanisms for binding loose-leaf or binders, letter clips, letter corners, paper clips, fingernails, etc.	-	-	0	1	
ARTICLES OF IRON OR STEEL	39	187	203	292	57%
Tube or pipe fittings (for example, couplings, elbows, sleeves), of iron or steel	-	-	7	127	
Household or household articles and parts thereof, of cast iron, iron or steel; steel or steel wool; epo ...	-	-	0	0	
Other articles of iron or steel	-	-	11	13	
Other cast articles of iron or steel	11	16	-	-	-100%
Other tubes and pipes (welded or riveted, for example), of circular section, of an external diameter exceeding 406,...	-	-	1	4	
Other tubes, pipes and hollow profiles (for example, open seam or welded, riveted or similarly closed), of iron or steel	-	-	80	12	
Constructions and parts of constructions (bridges and parts of bridges, lock gates, towers, pylons, pillars, c ...	-	-	41	85	
Elements of railway tracks, in cast iron, iron or steel: rails, guard rails and racks, needles, heart points, etc.	-	-	3	1	

3.1 Outbound traffic per product

Products	Oct-Dec 2024		Oct-Dec 2025		Evolution (B)/(A)-1
	Quantity (t)	Fob Value (M.CFAF) (A)	Quantity (t)	Fob Value (M.CFAF) (B)	
Stoves, boilers, cookers (including those which can be used incidentally for heating a hundred ...	-	-	1	0	
Containers for compressed or liquefied gas, of iron or steel	24	167	35	15	-91%
Tanks, tuns, vats and similar containers for all materials (except compressed or liquefied gases ...	4	4	15	8	91%
Springs and leaf springs, of iron or steel	-	-	1	0	
Stranded wires, cables, braids, slings and similar articles, of iron or steel, not electrically insulated ...	-	-	0	0	
Tubes, pipes and hollow profiles, seamless, of iron or steel	-	-	2	14	
Screws, bolts, nuts, lag screws, thread hooks, rivets, pins, dowels, keys, washers (including ...	-	-	6	14	
PAPER AND PAPERBOARD; ARTICLES OF PAPER PULP, OF PAPER OR OF PAPERBOARD	16	2	28	14	569%
Boxes, bags, pouches, cones and other packaging made of paper, cardboard, cellulose wadding or webs of ...	14	1	-	-	-100%
Papers of a kind used for toilet papers and similar papers, cellulose wadding or fibre webs...	-	-	28	14	
Registers, accounting books, notebooks (of notes, orders, receipts), agendas, memorandum pads, notepads ...	2	1	-	-	-100%
NATURAL OR CULTURED PEARLS, PRECIOUS OR SIMILAR STONES, PRECIOUS METALS, METALS CLAD WITH PRECIOUS METALS AND...	160	10	-	-	-100%
Waste and scrap of precious metal or of metal clad with precious metal; other waste and scrap containing precious metal ...	25	8	-	-	-100%
Gemstones (precious or fine stones) other than diamonds, whether or not worked or assembled, but not strung or mounted...	135	2	-	-	-100%
LIVE TREES AND OTHER PLANTS; BULBS, ROOTS AND THE LIKE; CUT FLOWERS AND ORNAMENTAL FOLIAGE	1	0	5	15	7438%
Other live plants (including their roots), cuttings and slips; mushroom spawn	-	-	0	0	
Foliage, leaves, twigs and other parts of plants, without flowers or flower buds, and herbs, mosses and...	1	0	2	1	250%
Cut flowers and flower buds of a kind suitable for bouquets or for ornamental purposes, fresh, dried, dyed, bleached, impregnated or otherwise prepared	-	-	3	14	
LEAD AND ARTICLES THEREOF	1 162	422	1 269	473	12%
Lead waste and scrap	-	-	49	4	
Unwrought lead	1 162	422	1 220	470	11%
PREPARED FEATHERS AND DOWN AND ARTICLES MADE OF FEATHERS OR OF DOWN; ARTIFICIAL FLOWERS; ARTICLES OF HAIR ...	27	36	-	-	-100%
Wigs, beards, eyebrows, eyelashes, locks and the like of hair, animal hair or textile materials; works in ...	27	36	-	-	-100%
FISH AND CRUSTACEANS, MOLLUSCS AND OTHER AQUATIC INVERTEBRATES	136	161	67	86	-47%
Crustaceans, whether or not in shell, live, fresh, chilled, frozen, dried, salted or in brine; crustaceans, even dec ...	110	112	66	73	-35%
Flour, powder and pellets, of fish or of crustaceans, molluscs or other aquatic invertebrates, fit for human consumption	20	39	-	-	-100%
Molluscs, whether or not separated from their shell, live, fresh, chilled, frozen, dried, salted or in brine, whether or not smoked...	3	3	1	12	334%
Dried, salted or in brine fish; smoked fish, whether or not cooked before or during smoking; flour, powders and ag ...	3	7	0	1	-86%
PREPARATIONS OF CEREALS, FLOUR, STARCH OR MILK; PASTRYCOOKS' PRODUCTS	899	124	583	97	-21%
Malt extracts; food preparations of flour, groats, semolina, starches, starches or malt extracts, do not ...	12	2	26	20	869%
Cassava bread	846	109	485	68	-37%

3.1 Outbound traffic per product

Products	Oct-Dec 2024		Oct-Dec 2025		Evolution (B)/(A)-1
	Quantity (t)	Fob Value (M.CFAF) (A)	Quantity (t)	Fob Value (M.CFAF) (B)	
Pasta, whether or not cooked or stuffed (with meat or other substances) or otherwise prepared, such as...	17	2	38	3	56%
Cereal-based products obtained by blowing or roasting (e.g. corn flakes); cereals (other than m ...	5	1	1	0	-61%
Bakery, pastry or biscuit products, whether or not containing added cocoa; hosts, empty seals ...	13	9	0	0	-99%
Tapioca and its substitutes prepared to share starch, in the form of flakes, lumps, pearl grains, screenings or...	6	1	33	6	444%
MISCELLANEOUS EDIBLE PREPARATIONS	275	435	1 342	1 412	224%
Food preparations not elsewhere specified or included	-	-	449	346	
Sauces and preparations thereof; mixed condiments and mixed seasonings; mustard flour and meal and prepared mustard	26	58	97	109	90%
Preparations for soups, broths or broths; prepared soups, broths or broths; food preparations co ...	249	378	796	956	153%
PREPARATIONS OF VEGETABLES, FRUIT, NUTS OR OTHER PARTS OF PLANTS	149	41	180	26	-38%
Other vegetables prepared or preserved otherwise than by vinegar or acetic acid, frozen, other than products of heading 2006	-	-	0	0	
Other vegetables prepared or preserved otherwise than by vinegar or acetic acid, not frozen, other than p...	119	36	15	5	-85%
Fruits and other edible parts of plants, otherwise prepared or preserved, with or without added sugar or...	9	1	85	2	104%
Fruit (including grape must) or vegetable juices, unfermented, without added alcohol, with or without ad...	21	4	52	7	71%
Tomatoes prepared or preserved otherwise than by vinegar or acetic acid	-	-	28	11	
PREPARATIONS OF MEAT, OF FISH OR OF CRUSTACEANS, MOLLUSCS OR OTHER AQUATIC INVERTEBRATES...	0	0	-	-	-100%
Crustaceans, molluscs and other aquatic invertebrates, prepared or preserved	0	0	-	-	-100%
CERAMIC PRODUCTS	2,571	475	6 165	965	103%
Tiles and slabs for paving or covering, of ceramic; cubes, dice and similar articles for mosaics, of ...	2,571	475	6 165	965	103%
INORGANIC CHEMICALS; INORGANIC OR ORGANIC COMPOUNDS OF PRECIOUS METALS, RADIOACTIVE ELEMENTS, ...	-	-	1	26	
Chlorates and perchlorates; bromates and perbromates; iodates and periodates	-	-	1	26	
PRODUCTS OF THE MILLING INDUSTRY; MALT; STARCHES; INULIN; WHEAT GLUTEN	275	41	189	41	0%
Starches; inulin	59	8	63	9	19%
Cereal flours other than of wheat or meslin	5	1	21	4	307%
Flour, meal and powder of the dried leguminous vegetables of heading 0713, of sago or of roots or tubers of heading 0714...	-	-	14	8	
Flour, meal and powder of the dried leguminous vegetables of heading 0713, of sago or of roots or tubers of heading 0714...	-	-	7	2	
Flour, meal and powder of the dried leguminous vegetables of heading 0713, of sago or of roots or tubers of heading 0714...	-	-	11	2	
Flour, meal and powder of the dried leguminous vegetables of heading 0713, of sago or of roots or tubers of heading 0714...	-	-	10	1	
Flour, meal and powder of the dried leguminous vegetables of heading 0713, of sago or of roots or tubers of heading 0714...	-	-	5	1	
Flour, meal and powder of the dried leguminous vegetables of heading 0713, of sago or of roots or tubers of heading 0714...	-	-	5	1	

3.1 Outbound traffic per product

Products	Oct-Dec 2024		Oct-Dec 2025		Evolution (B)/(A)-1
	Quantity (t)	Fob Value (M.CFAF) (A)	Quantity (t)	Fob Value (M.CFAF) (B)	
Flour, meal and powder of the dried leguminous vegetables of heading 0713, of sago or of roots or tubers of heading 0714...	-	-	3	0	
Flour, meal and powder of the dried leguminous vegetables of heading 0713, of sago or of roots or tubers of heading 0714...	-	-	3	0	
Flour, meal and powder of the dried leguminous vegetables of heading 0713, of sago or of roots or tubers of heading 0714...	-	-	1	0	
Flour, meal and powder of the dried leguminous vegetables of heading 0713, of sago or of roots or tubers of heading 0714...	-	-	2	0	
Flour, meal and powder of the dried leguminous vegetables of heading 0713, of sago or of roots or tubers of heading 0714...	-	-	2	0	
Flour, meal and powder of the dried leguminous vegetables of heading 0713, of sago or of roots or tubers of heading 0714...	-	-	1	0	
Flour, meal and powder of the dried leguminous vegetables of heading 0713, of sago or of roots or tubers of heading 0714...	-	-	0	0	
Flour, meal and powder of the dried leguminous vegetables of heading 0713, of sago or of roots or tubers of heading 0714...	-	-	2	0	
Flour, meal and powder of the dried leguminous vegetables of heading 0713, of sago or of roots or tubers of heading 0714...	-	-	1	0	
Flour, meal and powder of the dried leguminous vegetables of heading 0713, of sago or of roots or tubers of heading 0714...	-	-	0	0	
Flour, meal and powder of the dried leguminous vegetables of heading 0713, of sago or of roots or tubers of heading 0714...	-	-	0	0	
Flour, meal and powder of the dried leguminous vegetables of heading 0713, of sago or of roots or tubers of heading 0714...	-	-	16	6	
Flour, meal and powder of the dried leguminous vegetables of heading 0713, of sago or of roots or tubers of heading 0714...	-	-	3	1	
Flour, meal and powder of the dried leguminous vegetables of heading 0713, of sago or of roots or tubers of heading 0714...	-	-	4	1	
Flour, meal and powder of the dried leguminous vegetables of heading 0713, of sago or of roots or tubers of heading 0714...	-	-	3	0	
Flour, meal and powder of the dried leguminous vegetables of heading 0713, of sago or of roots or tubers of heading 0714...	-	-	4	0	
Flour, meal and powder of the dried leguminous vegetables of heading 0713, of sago or of roots or tubers of heading 0714...	211	32	1	0	-99%
Flour, meal and powder of the dried leguminous vegetables of heading 0713, of sago or of roots or tubers of heading 0714...	-	-	2	0	

3.1 Outbound traffic per product

Products	Oct-Dec 2024		Oct-Dec 2025		Evolution (B)/(A)-1
	Quantity (t)	Fob Value (M.CFAF) (A)	Quantity (t)	Fob Value (M.CFAF) (B)	
Flour, meal and powder of the dried leguminous vegetables of heading 0713, of sago or of roots or tubers of heading 0714...	-	-	2	0	
Flour, meal and powder of the dried leguminous vegetables of heading 0713, of sago or of roots or tubers of heading 0714...	-	-	1	0	
Flour, meal and powder of the dried leguminous vegetables of heading 0713, of sago or of roots or tubers of heading 0714...	-	-	0	0	
Flour, meal and powder of the dried leguminous vegetables of heading 0713, of sago or of roots or tubers of heading 0714...	-	-	0	0	
Flour, meal and powder of the dried leguminous vegetables of heading 0713, of sago or of roots or tubers of heading 0714...	-	-	0	0	
Flour, meal and powder of the dried leguminous vegetables of heading 0713, of sago or of roots or tubers of heading 0714...	-	-	0	0	
Cereal grains otherwise worked (hulled, flattened, flaked, pearled, sliced or crushed, for example), ...	-	-	2	1	
PRINTED BOOKS, NEWSPAPERS, PICTURES AND OTHER PRODUCTS OF THE PRINTING INDUSTRY; MANUSCRIPTS, TYPESCRIPTS AND PLANS	-	-	0	0	
Printed books, brochures, leaflets and similar printed matter, whether or not in single sheets	-	-	0	0	
MISCELLANEOUS CHEMICAL PRODUCTS	1 754	1 009	124	39	-96%
Industrial monocarboxylic fatty acids; acid oils from refining; industrial fatty alcohols ...	1 427	744	-	-	-100%
Activated carbon; activated natural mineral materials; animal black, including exhausted animal black ...	15	2	30	5	85%
Reaction initiators, reaction accelerators and catalytic preparations, not elsewhere specified or included ...	-	-	1	2	
Insecticides, rodents, fungicides, herbicides, germination inhibitors and growth regulators for plants	97	124	-	-	-100%
Prepared binders for foundry molds or cores; chemicals and preparations of the chemical or chemical industries.	214	137	92	33	-76%
Anti-knock preparations, oxidation inhibitors, peptizing additives, viscosity improvers, anti-additives ...	1	2	-	-	-100%
NUCLEAR REACTORS, BOILERS, MACHINES, MECHANICAL APPARATUS AND DEVICES; PARTS OF SUCH MACHINES OR APPARATUS ...	345	2 087	950	2 203	6%
Weighing apparatus and instruments, including scales and scales for checking machined parts, but excluding...	-	-	0	0	
Mechanical apparatus (including hand-held) for projecting, dispersing or spraying liquids or powders; extinct ...	-	-	2	8	
Laboratory apparatus, devices or equipment, whether or not electrically heated (excluding ovens and other...	-	-	0	0	
Transmission shafts (including camshafts and crankshafts) and cranks; bearings and bushings; eng ...	2	25	0	0	-99%
Taps, valves and similar devices for pipes, boilers, tanks, vats or similar containers...	-	-	6	15	
Other office machines and devices (hectographic or stencil duplicators, address printing machines, etc.	-	-	5	47	
Other lifting, loading, unloading or handling machines and devices (elevators, mechanical stairs, etc.	16	29	639	1 116	3687%
Other earthmoving, levelling, stripping, excavating, compacting, extracting or drilling machines and equipment.	22	3	22	35	1135%
Other engines and motors	3	13	0	1	-90%
Bigues; cranes and blondes; overhead cranes, unloading or handling gantries, crane bridges, trolleys, etc.	69	138	54	230	67%
Dozers (bulldozers), bias dozers (angledozers), graders, scrapers, mechanical shovels, excavate ...	37	261	-	-	-100%
Centrifuges, including centrifugal dryers; filtering or purifying machinery and apparatus, for liquids or gases	-	-	28	17	
Fork-lift trucks; other works trucks fitted with lifting or handling equipment	11	23	-	-	-100%

3.1 Outbound traffic per product

Products	Oct-Dec 2024		Oct-Dec 2025		Evolution (B)/(A)-1
	Quantity (t)	Fob Value (M.CFAF) (A)	Quantity (t)	Fob Value (M.CFAF) (B)	
Metalloplastic seals; sets or assortments of gaskets of different composition presented in pouches, envelopes, etc.	-	-	1	2	
Forging or stamping machines (including presses), sheep, hammers and swifts for the work of...	-	-	2	3	
Machines (including slide-type machining units) for drilling, boring, milling, threading or tapping metals by...	-	-	1	3	
Machines and apparatus for sorting, screening, separating, washing, crushing, crushing, mixing or mixing soil, stones, etc.	-	-	1	1	
Machines and mechanical appliances having individual functions, not specified or included elsewhere in this chapter	1	1	5	2	158%
Machines and apparatus for printing by means of plates, cylinders and other printing elements of heading 8442...	48	3	-	-	-100%
Machines and apparatus, not specified or included elsewhere in this chapter, for preparation or manufacture ...	-	-	54	346	
Machines for assembling electric or electronic lamps, tubes or valves or lamps for production ...	-	-	42	165	
Machines for cleaning, sorting or screening grains or pulses; machines and apparatus for ...	8	5	-	-	-100%
Spark-ignition reciprocating or rotary internal combustion piston engines	4	15	-	-	-100%
Pneumatic, hydraulic or motor tools (electric or non-electric) incorporated, for use by hand ...	-	-	2	5	
Pulley tackle and hoists; winches and capstans; jacks	-	-	21	34	
Parts and accessories (other than cases, covers and the like) recognizable as being exclusively o...	0	2	-	-	-100%
Parts and accessories (other than cases, covers and the like) recognizable as being exclusively o...	-	-	17	9	
Parts suitable for use solely or principally with the machinery of headings 8425 to 8	69	223	1	77	-65%
Parts suitable for use solely or principally with the machinery of headings 8425 to 8	-	-	1	1	
Parts suitable for use solely or principally with the machinery of headings 8425 to 8	-	-	12	22	
Parts suitable for use solely or principally with the machinery of headings 8425 to 8	-	-	6	1	
Parts suitable for use solely or principally with the machinery of headings 8425 to 8	-	-	5	2	
Parts recognizable as being exclusively or mainly intended for engines of heading 8407 or 8408...	21	191	11	33	-83%
Air or vacuum pumps, compressors for air or other gases and fans; extractor hoods or recycling...	2	9	1	1	-92%
Pumps for liquids, whether or not fitted with a measuring device; liquid elevators	17	29	11	31	8%
Turbojets, turbopropellers and other gas turbines	14	1 118	-	-	-100%
SOAPS, ORGANIC SURFACE AGENTS, LAUNDRY PREPARATIONS, LUBRICANT PREPARATIONS,...	29	12	114	73	495%
Organic surfactants (other than soaps); surfactant preparations, laundry preparations (incl.	0	0	29	9	2009%
Lubricating preparations (including cutting oils, preparations for releasing nuts, preparations, etc.	-	-	1	0	
Soaps; organic surfactant products and preparations for use as soap, bars, bars, pieces or ...	29	12	84	64	438%
SALT; SULPHUR; EARTHS AND STONE; PLASTERING MATERIALS, LIME AND CEMENT	21	12	89	8	-33%
Other clays (excluding expanded clays of heading 6806), andalusite, kyanite, sillimanite, whether or not calcined;...	2	10	-	-	-100%
CHALK	-	-	1	0	
Kaolin and other kaolinic clays, whether or not calcined	19	2	34	3	97%
Salt (including prepared table salt and denatured salt) and pure sodium chloride, even in aqueous solution ...	-	-	54	5	
SUGARS AND SUGAR CONFECTIONERY	434	731	178	327	-55%
Sugar confectionery (including white chocolate), not containing cocoa	434	731	178	327	-55%
TOBACCO AND MANUFACTURED TOBACCO SUBSTITUTES	90	107	67	79	-26%
Unmanufactured tobacco; tobacco refuse	90	107	67	79	-26%

3.1 Outbound traffic per product

Products	Oct-Dec 2024		Oct-Dec 2025		Evolution (B)/(A)-1
	Quantity (t)	Fob Value (M.CFAF) (A)	Quantity (t)	Fob Value (M.CFAF) (B)	
VEHICLES AND EQUIPMENT FOR RAILWAY OR SIMILAR TRACKS AND THEIR PARTS; MECHANICAL DEVICES ...	66	35	11	18	-49%
Frames & containers	66	35	-	-	-100%
Specially designed and equipped frames and containers (including tank-containers and tank-containers)...	-	-	11	18	
VEHICLES OTHER THAN RAILWAY OR TRAMWAY ROLLING STOCK, AND PARTS AND ACCESSORIES...	73	108	140	243	124%
Parts and accessories of the motor vehicles of headings 8701 to 8705	18	6	-	-	-100%
Trailers and semi-trailers for all vehicles; other non-motor vehicles; their parts ...	2	1	-	-	-100%
Tractors (other than tractors of heading 8709)	-	-	20	29	
Special(purpose motor vehicles, other than those primarily designed for the transport of persons or ...	37	61	71	59	-4%
Vehicles used for cargo transport	-	-	23	13	
Tourism vehicles	15	40	25	142	258%

Source: CNSC

3.2. Inbound traffic per product

Products	Oct-Dec 2024		Oct-Dec 2025		Evolution (B)/(A)-1
	Quantity (t)	Fob Value (M.CFAF) (A)	Quantity (t)	Fob Value (M.CFAF) (B)	
ALUMINIUM AND ARTICLES THEREOF	6 351	25 547	5 096	9 747	-62%
Aluminium tube or pipe fittings (for example, couplings, elbows, sleeves)	11	3	7	5	63%
Unwrought aluminium	-	-	1	2	
Household or household economy, hygiene or toilet articles and parts thereof, of aluminium; sponges, tor ...	-	-	862	168	
Other aluminium articles	430	1 028	127	391	-62%
Aluminium bars, rods and profiles	338	1 049	451	836	-20%
Constructions and parts of constructions (bridges and elements of bridges, towers, pylons, pillars, columns, framework ...	244	780	806	1 023	31%
Sheets and thin strips of copper (whether or not printed or fixed on paper, cardboard, plastics or similar substrates).	258	1 672	443	1 065	-36%
Aluminium wire	-	-	11	9	
Aluminium containers for compressed or liquefied gas	-	-	54	26	
Aluminum tanks, drums, drums, cans, cans and similar receptacles (including tubular cases ri...	98	304	126.03	436	43%
Aluminium plates, sheets and strip, of a thickness exceeding 0,2 mm	1 111	1 177	1 187	1 914	63%
Stranded wire, cables, plaited bands and the like, of aluminium, not electrically insulated	3 859	19 496	1 021	3 863	-80%
Aluminium tubes and pipes	1	39	1	10	-74%
ARMS AND AMMUNITION; PARTS AND ACCESSORIES THEREOF	120	420	89	289	-31%
Bombs, grenades, torpedoes, mines, missiles, cartridges and other ammunition and projectiles, and parts thereof, including...	120	420	89	289	-31%
Cars & Second-hand goods	6 824	1 757	-	-	-100%
OTHER MADE-UP TEXTILE ARTICLES; SETS; WORN CLOTHING AND WORN TEXTILE ARTICLES; RAGS	19 080	6 222	23 767	8 293	33%
Second-hand goods	17 452	5 015	19 308	5 547	11%
Other made-up articles, including dress patterns	43	61	262	137	126%
Other furnishing articles, excluding those of heading 9404	14	26	428	782	2908%
Tarpaulins and awnings; tents; sails for boats, windsurfers or sand yachts; camp items ...	259	230	80	90	-61%
Rags, twines, ropes and ropes, of textile materials, in the form of waste or end-of-life articles, etc.	121	58	588	23	-60%
Blankets and travelling rugs	232	164	278	57	-65%
Bedlinen, table linen, toilet linen and kitchen linen	134	59	615	88	50%
Packaging bags and sachets	790	578	2 087	1 497	159%
Curtains (including drapes) and interior blinds; curtain or bed valances	35	31	121	72	132%
OTHER VEGETABLE TEXTILE FIBRES; PAPER YARN AND WOVEN FABRICS OF PAPER YARN	481	360	758	233	-35%

3. Traffic per product

Fourth Quarter 2025

Products	Oct-Dec 2024		Oct-Dec 2025		Evolution (B)/(A)-1
	Quantity (t)	Fob Value (M.CFAF) (A)	Quantity (t)	Fob Value (M.CFAF) (B)	
Coconut, abaca (Manila hemp or Musa textilis Nee), ramie and other vegetable textile fibres not specified or C...	460	346	426	162	-53%
Yarn of jute or of other textile bast fibres of heading 5303	2	2	-	-	-100%
Jute and other bast textile fibers (excluding flax, hemp and ramie), unworked or processed m...	-	-	20	26	
Flax, raw or worked but not spun; flax tow and waste (including yarn waste and garnetted stock)...	-	-	294	42	
Woven fabrics of other vegetable textile fibres; woven fabrics of paper yarn	-	-	16	1	
Woven fabrics of jute or of other textile bast fibres of heading 5303	19	12	2	2	-85%
OTHER BASE METALS; CERMETS; ARTICLES THEREOF	5	5	20	20	318%
Antimony and articles thereof, including waste and scrap	-	-	2	5	
Magnesium and articles thereof, including waste and scrap	-	-	12	8	
Cobalt mattes and other intermediate products of cobalt metallurgy; cobalt and articles thereof, including ...	0	3	-	-	-100%
Molybdenum and articles thereof, including waste and scrap	-	-	0	5	
Tantalum and articles thereof, including waste and scrap	-	-	6	2	
Zirconium and articles thereof, including waste and scrap	5	2	-	-	-100%
PRODUCTS OF ANIMAL ORIGIN, NOT ELSEWHERE SPECIFIED OR INCLUDED	-	-	30	26	
Casings, bladders and stomachs of animals, whole or in pieces, other than those of fish, fresh, chilled, etc.	-	-	2	5	
Coral and similar materials, rough or simply prepared, but not otherwise worked; shells and carapaces of molluscs...	-	-	0	0	
Animal products not elsewhere specified or included; dead animals of Chapter 1 or 3, unfit for human consumption	-	-	28	21	
WOOD, CHARCOAL AND WOODEN ARTICLES	569	248	550	478	93%
Tableware and kitchenware, of wood	8	3	4	8	164%
Other articles of wood	44	3	36	17	509%
Wood in the rough, whether or not stripped of bark or sapwood, or roughly squared	140	5	20	13	144%
Plywood, veneered panels and similar laminated wood	178	63	153	37	-41%
Firewood in logs, twigs, bundles or in similar forms; wood pellets or dust;	-	-	4	1	
Sawn wood or cut lengthwise, sliced or unrolled, whether or not planed, sanded or glued by assembly in wood...	1	0	41	9	5787%
Wooden frames for paintings, photographs, mirrors or similar objects	-	-	4	8	
Cases, boxes, crates, cylinders and similar packaging, of wood; drums (reels) for cables, of wood;...	9	10	20	8	-25%
Wood charcoal (including shell or nut charcoal), whether or not agglomerated	2	1	-	-	-100%
Sheets for veneer (including those obtained by slicing laminated wood), sheets for plywood or...	-	-	30	45	
Casks, vats, tubs and other cooperage and parts thereof, of wood, including staves ...	-	-	13	25	
Tools, tool holders and handles, brush holders, broom or brush handles, of wood; forms, hiring ...	7	19	-	-	-100%

3.2 Inbound traffic per product

3. Traffic per product

Fourth Quarter 2025

Products	Oct-Dec 2024		Oct-Dec 2025		Evolution (B)/(A)-1
	Quantity (t)	Fob Value (M.CFAF) (A)	Quantity (t)	Fob Value (M.CFAF) (B)	
Joinery and structural parts for construction, including cellular panels, panels with...	103	91	223	299	230%
Fibreboard of wood or other ligneous materials, whether or not bonded with resins or other organic substances	77	53	3	9	-83%
Particle boards, so-called "oriented strand board" (OSB) and similar panels (for example "waferbo ...	-	-	2	0	
BEVERAGES, SPIRITS AND VINEGAR	18 115	11 557	19 046	11 341	-2%
Undenatured ethyl alcohol of an alcoholic strength by volume of 80% vol. or more; ethyl alcohol and spirits ...	9 437	4 832	10 273	5 162	7%
Undenatured ethyl alcohol of an alcoholic strength by volume of less than 80% vol.; eaux-de-vie, liqueurs and other ...	1 203	1 858	710	1 918	3%
Other fermented drinks (cider, perry, mead, sake, for example); mixtures of fermented drinks and mixtures ...	4	50	1	3	-94%
Malt beers	731	288	3 217	1 301	352%
Waters, including mineral waters and aerated waters, containing added sugar or other sweetening matter or flavouring...	2 397	809	1 733	605	-25%
Waters, including natural or artificial mineral waters and aerated waters, not containing added sugar or...	2	19	10	18	-7%
Vermouths and other wines of fresh grapes prepared using plants or aromatic substances...	59	74	1	11	-85%
Edible vinegars and vinegar substitutes obtained from acetic acid	23	9	29	21	130%
Wine of fresh grapes, including fortified wines; grape must, other than that of heading 2009...	4 150	3 532	3 072	2 304	-35%
COCOA AND COCOA PREPARATIONS	203	357	184	549	54%
Cocoa butter, fats and oil	-	-	17	72	
Cocoa beans, whole or broken, raw or roasted	-	-	3	2	
Chocolate and other food preparations containing cocoa	151	256	102	237	-7%
Cocoa paste, whether or not defatted	20	1	-	-	-100%
Cocoa powder, not containing added sugar or other sweetening matter	31	100	61	238	137%
COFFEE, TEA, MATÉ AND SPICES	17	76	116	140	83%
Coffee, whether or not roasted or decaffeinated; coffee husks and husks; coffee substitutes containing coffee, whatever ...	-	-	44	88	
Ginger, saffron, turmeric (curcuma), thyme, bay leaves, curry and other spices	7	29	68	48	64%
Seeds of anise, badian, fennel, coriander, cumin or caraway; juniper berries	-	-	3	1	
Tea and flavoured infusions	11	47	2	3	-93%
RUBBER AND ARTICLES THEREOF	8 655	8 613	8 358	7 582	-12%
Hygiene or pharmaceutical articles (including pacifiers), of vulcanized rubber, uncured, whether or not with parts made of ...	155	760	-	-	-100%
Other articles of vulcanised rubber other than hard rubber	113	298	472	619	108%
Hard rubber (for example, ebonite) in all forms, including waste and scrap; articles of hard rubber	12	1	3	1	-2%
Compounded rubber, unvulcanised, in primary forms or in plates, sheets or strip	3	1	-	-	-100%

3.2 Inbound traffic per product

3. Traffic per product

Fourth Quarter 2025

Products	Oct-Dec 2024		Oct-Dec 2025		Evolution (B)/(A)-1
	Quantity (t)	Fob Value (M.CFAF) (A)	Quantity (t)	Fob Value (M.CFAF) (B)	
Natural rubber, balata, gutta-percha, guayule, chicle and similar natural gums, in primary forms or...	-	-	0	-	
Synthetic and artificial rubber for rubber derived from oils, in primary forms or in plates, sheets, etc.	63	45	141	76	69%
Inner tubes, of rubber	16	14	26	9	-38%
Conveyor or transmission belts or belting, of vulcanised rubber	73	119	48	113	-5%
Vulcanised rubber thread and cord	-	-	1	1	
Plates, sheets, strip, rods and profile shapes, of vulcanised rubber other than hard rubber	1	11	38	56	409%
New pneumatic tyres, of rubber	7 210	6 785	6 261	5 517	-19%
Retreaded or used pneumatic tyres of rubber; solid or cushion tyres, tyre treads and tyre flaps, of rubber	765	259	993	164	-37%
Tubes, pipes and hoses, of vulcanised rubber other than hard rubber, with or without their fittings (for example, joints, elbows, flanges)	58	99	164	759	664%
Clothing and clothing accessories (including gloves, mittens and mittens) of uncured vulcanized rubber,...	48	154	212	268	74%
CEREALS	684 883	150 552	427 812	69 596	-54%
Oats	16	9	-	-	-100%
Wheat and meslin	351 249	52 698	315 302	44 220	-16%
Maize (corn)	16 769	1 878	9 175	1 289	-31%
Barley	9	5	-	-	-100%
Rice	316 832	95 957	103 335	24 088	-75%
Rye	9	5	-	-	-100%
FOOTWEAR, GAITERS AND THE LIKE; PARTS OF SUCH ARTICLES	6 462	2 014	5 527	1 643	-18%
Other footwear	108	30	291	50	69%
Other footwear with outer soles and uppers of rubber or plastics	3 022	902	3 605	1 025	14%
Footwear with outer soles of rubber, plastics, leather or composition leather and uppers of leather	184	209	522	206	-2%
Footwear with outer soles of rubber, plastics, leather or composition leather and uppers of textile materials	8	10	166	59	490%
Impervious footwear with outer soles and uppers of rubber or plastics, the uppers of which have not been ...	52	63	73	34	-46%
Parts of footwear (including uppers whether or not attached to soles other than outer soles); sole...	1 136	314	871	268	-15%
HEADGEAR AND PARTS THEREOF	84	76	146	260	241%
Other headgear, whether or not lined or trimmed	75	47	53	112	140%
Strips for interior trim, caps, headgear covers, carcasses, visors and chin straps for headgear ...	1	2	-	-	-100%
Hats and other headgear, knitted or made with lace, felt or other t ...	8	27	63	135	396%
Hats and other hairstyles, braided or made by assembling bands of any material, whether or not trimmed ...	-	-	28	13	
Bells not erected (shaped) or turned (shaping), trays (discs), sleeves (cylinders), whether or not split vertically, of felt, for hats	-	-	2	1	
MINERAL FUELS, MINERAL OILS AND PRODUCTS OF THEIR DISTILLATION; BITUMINOUS SUBSTANCES; MINERAL WAXES...	476 403	223 259	392 471	162 087	-27%

3.2 Inbound traffic per product

3. Traffic per product

Fourth Quarter 2025

Products	Oct-Dec 2024		Oct-Dec 2025		Evolution (B)/(A)-1
	Quantity (t)	Fob Value (M.CFAF) (A)	Quantity (t)	Fob Value (M.CFAF) (B)	
Bitumen and asphalts, natural; oil shale and sands; asphaltites and asphaltic rocks ...	-	-	60	27	
Pitch and pitch coke, obtained from coal tar or from other mineral tars	398	214	773	391	83%
Petroleum coke, petroleum bitumen and other residues of petroleum oils or of bituminous minerals...	16 118	4 187	53 754	5 906	41%
Coke and semi-coke of coal, of lignite or of peat, whether or not agglomerated; retort charcoal	12	6	-	-	-100%
Petroleum gases and other gaseous hydrocarbons	35 745	13 078	16 384	5 137	-61%
Coal; briquettes, pellets and similar solid fuels obtained from hard coal...	736	147	6 976	453	209%
Petroleum oils or oils obtained from bituminous minerals, other than crude oils; preparations not specified or included ...	422 738	204 963	312 965	149 402	-27%
Oils and other products of the distillation of high temperature coal tar; analog products ...	3	331	10	9	-97%
Bituminous mixtures based on natural asphalt or bitumen, petroleum bitumen, mineral tar or pitch ...	483	204	1 435	670	228%
Peat (including peat litter), whether or not agglomerated	-	-	1	0	
Vaseline; paraffin, microcrystalline petroleum wax, slack wax, ozokerite, lignite wax, peat wax, other ...	170	130	111	92	-29%
COTTON	1 163	192	1 055	284	48%
Other woven fabrics of cotton	-	-	25	7	
Cotton, not carded or combed	2	11	6	3	-75%
Cotton waste (including yarn waste and garnetted stock)	-	-	22	4	
Cotton sewing thread, whether or not put up for retail sale	8	9	67	8	-15%
Woven fabrics of cotton, containing 85 % or more by weight of cotton, weighing more than 200 g/m ²	93	8	63	14	66%
Woven fabrics of cotton, containing 85 % or more by weight of cotton, weighing not more than 200 g/m ²	1 046	161	584	81	-49%
Woven fabrics of cotton, containing less than 85 % by weight of cotton, mixed mainly or solely with man-made fibres, ...	-	-	3	0	
Woven fabrics of cotton, containing less than 85 % by weight of cotton, mixed mainly or solely with man-made fibres, ...	14	3	284	168	5768%
COPPER AND ARTICLES THEREOF	271	937	245	373	-60%
Copper tube or pipe fittings (for example, couplings, elbows, sleeves)	6	93	3	41	-57%
Household or household economy, hygiene or toilet articles and parts thereof, of aluminium; sponges, tor ...	11	6	25	6	4%
Other articles of copper	5	22	38	17	-20%
Copper bars, rods and profiles	1	2	2	12	609%
Refined copper and copper alloys, unwrought	1	4	0	2	-56%
Unrefined copper; copper anodes for electrolytic refining	-	-	2	2	
Sheets and thin strips of copper (whether or not printed or fixed on paper, cardboard, plastics or similar substrates).	-	-	1	1	
Copper wire	14	168	25	145	-14%
Spikes, nails, tacks, pointed crampons and similar articles, of copper or with shank of iron or steel and ...	1	2	10	16	680%

3.2 Inbound traffic per product

3. Traffic per product

Fourth Quarter 2025

Products	Oct-Dec 2024		Oct-Dec 2025		Evolution (B)/(A)-1
	Quantity (t)	Fob Value (M.CFAF) (A)	Quantity (t)	Fob Value (M.CFAF) (B)	
Copper powders and flakes	2	20	-	-	-100%
Copper sheets and strip, of a thickness exceeding 0.15 mm	-	-	112	17	
Stranded wire, cables, plaited bands and the like, of copper, not electrically insulated	221	428	-	-	-100%
Copper tubes and pipes	9	191	28	114	-40%
PERSONAL EFFECTS	3 537	1 277	3 600	1 146	-10%
FERTILISERS	36 086	8 779	39 438	8 545	-3%
Fertilizers of animal or vegetable origin, whether or not mixed together or chemically treated; fertilizer resulting from the mixture ...	49	116	135	96	-17%
Mineral or chemical fertilisers, nitrogenous	16 522	4 274	22 111	4 414	3%
Mineral or chemical fertilizers containing two or three of the nutrients: nitrogen, phosphorus and potassium; others ...	12 362	3 114	13 363	3 161	1%
Mineral or chemical fertilisers, phosphatic	-	-	400	130	
Mineral or chemical fertilisers, potassic	7 153	1 274	3 428	745	-42%
TIN AND ARTICLES THEREOF	2	4	10	20	367%
Other articles of tin	-	-	10	20	
Tin waste and scrap	2	4	-	-	-100%
KNITTED OR CROCHETED FABRICS	43	26	77	5	-82%
Other knitted or crocheted fabrics	23	10	62	5	-52%
Warp knit fabrics (including those made on galloon knitting machines), other than those of headings 6001 to 6004	9	13	15	0	-99%
Pile fabrics, including 'long pile' fabrics and terry fabrics, knitted or crocheted	11	3	-	-	-100%
TANNING OR DYING EXTRACTS; TANNINS AND THEIR DERIVATIVES; PIGMENTS AND OTHER COLORING MATERIALS; PAINTS AND WORM ...	11 379	4 176	6 179	4 460	7%
Other colouring matter; preparations referred to in note 3 to this chapter, other than those of heading 3203, 3204 ...	264	515	605	388	-25%
Other paints and varnishes; prepared water pigments of a kind used for finishing leather ...	30	35	126	17	-52%
Colors for artistic painting, teaching, painting signs, modifying shades, entertaining ...	118	93	265	179	93%
Printing inks, writing or drawing inks and other inks, whether or not concentrated or in solid form ...	156	363	112	277	-24%
Tanning extracts of vegetable origin; tannins and their salts, ethers, esters and other derivatives	-	-	2	10	
Colour lakes; preparations as specified in note 3 to this chapter based on colour lakes...	23	37	100	19	-49%
Glazier's putty, resin cements and other putties; coatings used in painting; non-refractory plasters of ...	1 173	531	717	1 344	153%
Colouring matter of vegetable or animal origin (including dye extracts, but excluding blacks ...)	32	68	16	186	175%
Synthetic organic colouring matter, whether or not chemically defined; preparations referred to in note 3...	91	175	131	263	50%
Paints and varnishes based on synthetic polymers or modified natural polymers, dispersed or dissolved in a...	421	178	516	301	69%

3.2 Inbound traffic per product

3. Traffic per product

Fourth Quarter 2025

Products	Oct-Dec 2024		Oct-Dec 2025		Evolution (B)/(A)-1
	Quantity (t)	Fob Value (M.CFAF) (A)	Quantity (t)	Fob Value (M.CFAF) (B)	
Paints and varnishes based on synthetic polymers or modified natural polymers, dispersed or dissolved in a...	300	551	611	578	5%
Pigments (including metallic powders and flakes) dispersed in non-aqueous media, in liquid form, etc.	9	83	55	109	32%
Pigments, opacifiers and prepared colours, vitrifiable compositions, engobes, liquid glosses and preparations if ...	8 758	1 530	2 890	780	-49%
Synthetic organic tanning substances; inorganic tanning substances; tanning preparations, whether or not containing pr...	3	17	28	1	-94%
Prepared driers	-	-	4	6	
DISCONTINUOUS SYNTHETIC OR ARTIFICIAL FIBERS	999	1 348	1 193	1 409	4%
Other woven fabrics of synthetic staple fibres	9	1	87	13	1558%
Synthetic filament tow	236	270	785	1 259	366%
Waste of man-made fibres (including noil, yarn waste and garnetted stock)...	23	13	26	14	7%
Synthetic staple fibres, not carded, combed or otherwise processed for spinning ...	603	1 020	123	45	-96%
Sewing thread of man-made staple fibres, whether or not put up for retail sale	40	18	40	53	199%
Yarn (other than sewing thread) of synthetic staple fibres, not put up for retail sale	12	2	23	4	75%
Yarn (other than sewing thread) of man-made staple fibres, put up for retail sale	-	-	17	2	
Woven fabrics of synthetic staple fibres containing 85% or more by weight of synthetic staple fibres...	28	5	1	7	55%
Woven fabrics of synthetic staple fibres containing 85% or less by weight of synthetic staple fibres blended with...	22	2	26	3	22%
Woven fabrics of synthetic staple fibres containing 85% or less by weight of synthetic staple fibres blended with...	26	18	66	9	-46%
MAN-MADE FILAMENTS; STRIP AND THE LIKE OF MAN-MADE TEXTILE MATERIALS	2 418	681	2 506	628	-8%
Sewing thread of man-made filaments, whether or not put up for retail sale ...	135	31	56	10	-67%
Synthetic filament yarn (other than sewing thread), not put up for retail sale, including ...	17	22	218	104	378%
Synthetic monofilament of 67 decitex or more and of which the greatest dimension of the cross-section does not exceed...	9	3	5	9	213%
Woven fabrics of synthetic filament yarn, including woven fabrics obtained from products of heading 5404...	2 111	604	2 228	504	-17%
CAST IRON, IRON AND STEEL	82 418	30 684	105 498	33 584	9%
Stainless steel in ingots or other primary forms; semi-finished products of stainless steel	-	-	6	3	
Other bars and rods of iron or non-alloy steel	9	88	-	-	-100%
Bars of iron or non-alloy steel, simply forged, hot-rolled or extruded, as well as those which have undergone ...	389	184	5	2	-99%
Other bars and rods of stainless steel; angles, shapes and sections of stainless steel	6	21	20	46	123%
Bars and sections of other alloy steel; hollow bars for drilling in alloyed or non-alloyed steels ...	17	3	178	50	1409%
Ferrous waste and scrap; remelting scrap ingots of iron or steel	-	-	65	21	
Semi-finished products of iron or non-alloy steel	48 078	14 401	39 654	10 143	-30%

3.2 Inbound traffic per product

3. Traffic per product

Fourth Quarter 2025

Products	Oct-Dec 2024		Oct-Dec 2025		Evolution (B)/(A)-1
	Quantity (t)	Fob Value (M.CFAF) (A)	Quantity (t)	Fob Value (M.CFAF) (B)	
Ferro-alloys	469	280	409	230	-18%
Bars and rods, hot-rolled, in irregularly wound coils, of stainless steel	3	6	-	-	-100%
Wire of stainless steel	2	8	-	-	-100%
Wire of other alloy steel	17	9	33	31	233%
Wire of iron or non-alloy steel	1 614	964	1 870	976	1%
Granules and powders, of pig iron, spiegeleisen, iron or steel	4	1	54	20	1421%
Flat-rolled products of stainless steel, of a width of 600 mm or more	147	75	19	42	-44%
Flat-rolled products of stainless steel, of a width of less than 600 mm	3	5	8	24	343%
Flat-rolled products of other alloy steel, of a width of 600 mm or more	3 954	893	1 173	385	-57%
Flat-rolled products of other alloy steel, of a width of less than 600 mm	42	33	-	-	-100%
Flat-rolled products of iron or non-alloy steel, of a width of 600 mm or more, hot-rolled, not clad, plated...	5 877	1 862	12 999	4 081	119%
Flat-rolled products of iron or non-alloy steel, of a width of 600 mm or more, cold-rolled, not clad, plated...	4 980	1 715	23 482	7 684	348%
Flat-rolled products of iron or non-alloy steel, of a width of 600 mm or more, plated or coated...	9 517	6 947	15 900	6 781	-2%
Flat-rolled products of iron or non-alloy steel, of a width of less than 600 mm, not clad, plated or coated...	800	289	620	218	-24%
Flat-rolled products of iron or non-alloy steel, of a width of less than 600 mm, clad, plated or coated...	431	213	407	86	-60%
Sections of iron or non-alloy steel	5 839	2 576	8 597	2 760	7%
EDIBLE FRUITS; PEEL OF CITRUS FRUITS OR MELONS	5 143	870	4 355	708	-19%
Citrus fruits, fresh or dried	180	51	290	47	-7%
Other nuts, fresh or dried, whether or not shelled or peeled	-	-	1	1	
Other fruits, fresh	5	1	-	-	-100%
Dates, figs, pineapples, avocados, guavas, mangoes and mangosteens, fresh or dried	-	-	3	1	
Fruit and nuts, uncooked or cooked by steaming or boiling in water, frozen, whether or not containing added sugar or other sweetening matter...	21	33	0	1	-97%
Coconuts, Brazil nuts and cashews, fresh or dry, even without their shell or shelled ...	-	-	13	22	
Apples, pears and quinces, fresh	4 448	691	3 897	589	-15%
Grapes, fresh or dried	217	55	150	46	-17%
GUMS, RESINS AND OTHER VEGETABLE SUKS AND EXTRACTS	33	518	11	69	-87%
Lac; natural gums, resins, gum-resins and oleoresins (for example, balsams)	-	-	6	18	
Vegetable saps and extracts; pectics, pectinates and pectates; agar-agar and other mucilages and thickeners ...	33	518	4	50	-90%
OILSEEDS AND OIL FRUITS; MISCELLANEOUS SEEDS, SEEDS AND FRUITS; INDUSTRIAL OR MEDICINAL PLANTS; STRAWS AND ...	276	1 201	18 370	3 183	165%
Other oil seeds and oleaginous fruits, whether or not broken	-	-	49	66	
Carobs, seaweed, sugar beets and cane sugar, fresh, chilled, frozen or dried, whether or not pulverized ...	2	19	2	24	25%

3.2 Inbound traffic per product

3. Traffic per product

Fourth Quarter 2025

Products	Oct-Dec 2024		Oct-Dec 2025		Evolution (B)/(A)-1
	Quantity (t)	Fob Value (M.CFAF) (A)	Quantity (t)	Fob Value (M.CFAF) (B)	
Hop cones, fresh or dried, whether or not crushed, ground or in the form of pellets; lupulin	25	197	2	11	-94%
Flours and meals of oil seeds or oleaginous fruits, other than those of mustard	202	76	18 276	2 673	3407%
Linseed, whether or not broken	-	-	1	1	
Sunflower seeds, whether or not broken	-	-	1	1	
Seeds, fruit and spores for sowing	45	903	24	383	-58%
Plants, parts of plants, seeds and fruits of species used mainly in perfumery, medicine or ...	3	5	15	23	330%
ANIMAL OR VEGETABLE FATS AND OILS; PRODUCTS OF THEIR DISSOCIATION; PREPARED DIETARY FATS; WAXES	21 554	15 235	57 364	43 985	189%
...					
Other fixed vegetable fats and oils (including jojoba oil) and their fractions, whether or not refined, but not chemically modified	-	-	0	1	
Wool grease and fatty substances derived therefrom (including lanolin)	2	4	-	-	-100%
Animal or vegetable fats and oils and their fractions, partially or totally hydrogenated, interesterified ...	2 175	1 556	255	183	-88%
Palm oil and its fractions, whether or not refined, but not chemically modified	18 211	12 923	55 948	43 035	233%
Soya-bean oil and its fractions, refined or not, but not chemically modified	-	-	44	32	
Olive oil and its fractions, whether or not refined, but not chemically modified	14	36	31	71	98%
Sunflower, safflower or cotton-seed oils and their fractions, whether or not refined, but not chemically modified ...	271	162	361	207	28%
Margarine; food mixtures or preparations of animal or vegetable fats or oils or of fractions of ...	882	554	725	456	-18%
CLOCKS AND WATCHES AND PARTS THEREOF	109	31	28	13	-60%
Time switches and other devices enabling a mechanism to be triggered at a given time, fitted with a movement...	1	4	3	5	19%
Wristwatches, pocket watches and similar watches (including time counters of the same types), other...	1	6	-	-	-100%
Watch movements, complete and assembled	50	4	-	-	-100%
Clock movements, complete and assembled	-	-	6	3	
Alarm clocks, clocks, clocks and similar horological appliances, with non-watch movement ...	58	17	19	5	-69%
ESSENTIAL OILS AND RESINOIDS; PERFUMERY OR TOILET PRODUCTS PREPARED AND COSMETIC PREPARATIONS	2 388	10 968	2 423	10 189	-7%
...					
Essential oils (terpeneless or not), including those called "concrete" or "absolute"; resinoids; oleores ...	-	-	27	186	
Mixtures of odoriferous substances and mixtures (including alcoholic solutions) based on one or more ...	2 167	10 621	2 051	9 531	-10%
Perfumes and toilet waters	5	11	26	200	1795%
Hair preparations	9	23	4	9	-60%
Preparations for pre-shaving, shaving or aftershave, body deodorants, bath preparations, depi ...	37	24	49	69	187%
Preparations for oral or dental hygiene, including powders and creams to facilitate the adhesion of teeth...	77	81	169	154	91%
Prepared beauty or make-up products and preparations for maintaining or caring for the skin, other than...	67	128	97	40	-69%

3.2 Inbound traffic per product

3. Traffic per product

Fourth Quarter 2025

Products	Oct-Dec 2024		Oct-Dec 2025		Evolution (B)/(A)-1
	Quantity (t)	Fob Value (M.CFAF) (A)	Quantity (t)	Fob Value (M.CFAF) (B)	
MUSICAL INSTRUMENTS; PARTS AND ACCESSORIES OF SUCH ARTICLES	2	3	86	30	888.01%
Percussion musical instruments (for example, drums, xylophones, cymbals, castanets, maracas)	-	-	86	26	
Parts (e.g. music box mechanisms) and accessories (cards, discs and rolls for playing machines...)	2	3	1	4	38%
OPTICAL, PHOTOGRAPHY OR CINEMATOGRAPHY, MEASURING, CONTROL OR PRECISION INSTRUMENTS AND APPARATUS; ...	3 109	3 399	3 126	5 036	48%
X-ray apparatus and apparatus using alpha, beta or gamma radiation, whether or not for medical, surgical, etc.	22	473	41	449	-5%
Mechanotherapy apparatus; massage apparatus; psychotechnical apparatus; ozone therapy, oxygen therapy ...	3	11	10	24	122%
Apparatus and equipment for photographic or cinematographic laboratories, not elsewhere specified or included in...	-	-	0	0	
Cameras; apparatus and devices, including lamps and tubes, for the production of light-flashes...	5	7	-	-	-100%
Orthopedic articles and apparatus, including medico-surgical belts and bandages and crutches; harness ...	1	5	22	28	429%
Other breathing apparatus and gas masks, excluding protective masks without mechanism and...	1	2	0	3	38%
Other counters (lap counters, production counters, taximeters, distance traveled totalizers, pedometer, etc.)	2	11	2	3	-68%
Balances of a sensitivity of 5 cg or better, with or without weights	-	-	1	1	
Gas, liquid or electricity meters, including meters for their calibration	3	32	31	672	2010%
Density meters, hydrometers, liquid scales and similar floating instruments, thermometers, pyrometers, barometers, h...	29	64	21	121	87%
Liquid crystal devices not constituting articles more specifically specified elsewhere; lasers, others ...	0	2	9	7	224%
Optical fibers and optical fiber bundles; optical fiber cables other than those of heading 8544; pol ...	-	-	19	8	
Drawing, plotting or calculating instruments (drawing machines, pantographs, protractors, math cases, etc.)	1 980	276	1 545	214	-22%
Instruments and devices for geodesy, topography, surveying, levelling, photogrammetry, hydrography, etc.	14	218	3	44	-80%
Instruments and apparatus for physical or chemical analyzes (polarimeters, refractometers, spectrometers, analysis, etc.)	13	286	26	225	-21%
Instruments and apparatus for medicine, surgery, dentistry or veterinary art, including appliances...	278	687	976	1 915	179%
Instruments and apparatus for measuring or controlling flow, level, pressure or other characteristics...	107	619	40	515	-17%
Automatic regulating or controlling instruments and apparatus	213	99	145	204	106%
Measuring or checking instruments, apparatus and machines, not specified or included elsewhere in this chapter...	39	246	22	116	-53%
Instruments, apparatus and models designed for demonstration (in education or exhibitions, for example ...)	1	9	166	319	3584%
Lenses, prisms, mirrors and other optical elements in any material, mounted, for instruments or apparatus, ...	0	6	0	12	91%
Spectacles, goggles and the like, corrective, protective or other	3	16	4	25	55%
Machines and apparatus for testing hardness, tension, compression, elasticity or other mechanical properties.	379	214	3	5	-98%
Compound optical microscopes, including those for photomicrography, cinemotomicrography or microprojection	1	3	2	4	36%

3.2 Inbound traffic per product

3. Traffic per product

Fourth Quarter 2025

Products	Oct-Dec 2024		Oct-Dec 2025		Evolution (B)/(A)-1
	Quantity (t)	Fob Value (M.CFAF) (A)	Quantity (t)	Fob Value (M.CFAF) (B)	
Oscilloscopes, spectrum analyzers and other instruments and apparatus for measuring or controlling quantities ...	6	106	3	61	-42%
Parts and accessories not specified or included elsewhere in this chapter, for machines, apparatus, instruments, etc.	7	8	33	61	632%
TOYS, GAMES AND SPORTS REQUISITES; PARTS AND ACCESSORIES THEREOF	469	631	700	555	-12%
Articles and equipment for physical culture, gymnastics, athletics, other sports (including tennis ...)	57	293	125	87	-70%
Articles for parties, carnival or other entertainment, including magic articles and surprise articles ...	19	18	107	131	646%
Fishing rods, hooks and other articles for angling; landing nets for all purposes; lures (other ...)	119	26	91	25	-6%
Video game consoles and machines, articles for board games, including motor or motion games, ...	86	138	49	20	-85%
Roundabouts, swings, shooting galleries and other fairground amusements; travelling circuses and travelling menageries; travelling theatres	1	3	-	-	-100%
Tricycles, scooters, pedal cars and similar wheeled toys; prams and strollers for dolls; dolls; ...	187	153	328	292	91%
WOOL, FINE OR COARSE ANIMAL HAIR; HORSEHAIR YARN AND WOVEN FABRIC	2	10	153	55	442%
Yarn of wool or of fine animal hair, put up for retail sale	2	10	-	-	-100%
Wool, not carded or combed	-	-	13	2	
Woven fabrics of carded wool or of carded fine animal hair	-	-	132	17	
Woven fabrics of combed wool or of combed fine animal hair	-	-	8	37	
MILK AND DAIRY PRODUCTS; BIRD EGGS; NATURAL HONEY; EDIBLE PRODUCTS OF ANIMAL ORIGIN, NOT SPECIFIED ...	4 991	8 642	4 943	8 778	2%
Buttermilk, curdled milk and cream, yoghurt, kephir and other fermented or acidified milk and cream, whether or not concentrated ...	22	31	79	67	113%
Butter and other fats and oils derived from milk; dairy spreads	41	105	172	371	253%
Cheese and curd	186	436	114	327	-25%
Whey, whether or not concentrated or containing added sugar or other sweetening matter; products consisting of natural components...	387	244	473	363	49%
Milk and cream, concentrated or containing added sugar or other sweetening matter	3 605	7 341	3 100	6 632	-10%
Milk and cream, not concentrated nor containing added sugar or other sweetening matter	662	433	1 002	994	130%
Birds' eggs, not in shell, and egg yolks, fresh, dried, cooked by steaming or by boiling in water, moulded...	-	-	3	24	
EDIBLE VEGETABLES AND CERTAIN ROOTS AND TUBERS	8 711	2 396	2 620	711	-70%
Other vegetables, fresh or chilled	-	-	55	11	
Dried leguminous vegetables, shelled, whether or not skinned or split	6 007	2 027	608	174	-91%
Vegetables provisionally preserved (by means of sulphur dioxide or in brine, sulphur water or water containing other substances...)	14	12	4	1	-93%
Dried vegetables, whether or not cut into pieces or slices or crushed or ground, but not further prepared...	4	20	51	43	119%
Vegetables (uncooked or cooked by steaming or boiling in water), frozen	7	10	64	45	334%

3.2 Inbound traffic per product

3. Traffic per product

Fourth Quarter 2025

Products	Oct-Dec 2024		Oct-Dec 2025		Evolution (B)/(A)-1
	Quantity (t)	Fob Value (M.CFAF) (A)	Quantity (t)	Fob Value (M.CFAF) (B)	
Onions, shallots, garlic, leeks and other alliaceous vegetables, fresh or chilled	2 403	215	1 580	313	45%
Potatoes, fresh or chilled	257	107	257	123	15%
Manioc, arrowroot, salep, Jerusalem artichokes, sweet potatoes and similar roots and tubers...	20	3	-	-	-100%
CORK AND ARTICLES OF CORK	26	9	120	39	319%
Agglomerated cork (with or without a binding substance) and articles of agglomerated cork	-	-	115	10	
Natural cork, raw or simply prepared; waste cork; crushed, granulated or ground cork	26	9	-	-	-100%
Articles of natural cork	-	-	5	29	
ELECTRICAL MACHINES, APPARATUS AND EQUIPMENT AND THEIR PARTS; RECORDING OR SOUND REPRODUCTION APPARATUS ...	12 809	74 418	16 573	82 113	10%
Electric accumulators, including their separators, whether or not square or rectangular	1 056	1 520	1 243	1 698	12%
Switchgear for breaking, isolating, protection, branching, connection or connection of...	406	1 317	122	397	-70%
Switchgear for breaking, isolating, protection, branching, connection or connection of...	278	1 622	414	1 458	-10%
Radar apparatus, radio navigational aid apparatus and radio remote control apparatus	1	4	0	19	395%
Transmission apparatus for radio broadcasting or television, whether or not incorporating reception apparatus or apparatus.	104	76	147	236	210%
Sound recording apparatus; sound reproducing apparatus; sound recording and reproducing devices	0	9	3	1	-88%
Video recording or reproducing apparatus, whether or not incorporating a video tuner	-	-	14	14	
Electrical signaling apparatus (other than for the transmission of messages), security, control or...	20	25	47	55	116%
Electrical acoustic or visual signalling devices (bells, sirens, annunciator panels, device, etc.	11	38	12	227	499%
Electric lighting or signaling apparatus (other than articles of heading 8539), windscreen wipers, defrost, etc.	19	93	69	33	-64%
Electromechanical appliances with incorporated electric motor, for household use, other than vacuum cleaners of heading 8508...	275	180	315	133	-26%
Electric ignition or starting apparatus and devices for spark-ignition or compression-ignition engines.	17	13	53	34	158%
Receiving apparatus for broadcasting, whether or not combined, in the same enclosure, with a recording apparatus ...	255	56	282	43	-23%
Vacuum cleaners	58	48	24	37	-23%
Electric water heaters and immersion heaters; electrical appliances for space heating, underfloor heating or for general use.	402	209	706	234	12%
Printed circuits	2	3	0	3	-3%
Electronic integrated circuits	2	9	27	15	56%
Electrical capacitors, fixed, variable or adjustable	-	-	6	31	
Waste and scrap of primary cells, primary batteries and electric accumulators; spent primary cells and primary batteries ...	0	13	106	16	27%
Diodes, transistors and similar semiconductor devices; photosensitive semiconductor devices, including...	1 453	4 897	1 796	2 046	-58%
Disks, tapes, non-volatile semiconductor-based data storage devices, "smart cards" ...	0	2	7	819	44364%

3.2 Inbound traffic per product

3. Traffic per product

Fourth Quarter 2025

Products	Oct-Dec 2024		Oct-Dec 2025		Evolution (B)/(A)-1
	Quantity (t)	Fob Value (M.CFAF) (A)	Quantity (t)	Fob Value (M.CFAF) (B)	
Electromagnets; permanent magnets and articles intended to become permanent magnets after magnetization; platea ...	1	10	3	22	118%
Carbon electrodes, carbon brushes, carbon brushes for lamps or for batteries and other articles of graphite or of ...	0	1	110	199	15095%
Wires, cables (including coaxial cables) and other conductors insulated for electricity (even painted or oxidized ...	2 425	15 160	1 460	4 386	-71%
Industrial or laboratory electric furnaces, including those operating by induction or by dielectric losses.	2	5	79	80	1419%
Electric generating sets and rotary converters	601	2 297	1 821	3 694	61%
Electrical insulators of any material	201	375	152	44	-88%
Portable electric lamps, intended to operate using their own energy source (batteries, accumulators, etc.	81	232	323	236	2%
Incandescent or gas-discharge electric lamps and tubes, including articles known as "sealed headlights and projectors ...	561	128	967	329	156%
Hot cathode, cold cathode or photocathode lamps, tubes and electronic valves (lamps, tubes and valves, etc.	-	-	3	0	
Electrical machines and apparatus, having individual functions, not specified or included elsewhere in this chapter	33	150	99	305	103%
Machines and apparatus for brazing or welding (even those capable of cutting), electric (including those using hot gas...	26	81	86	191	135%
Microphones and their stands; loudspeakers, whether or not mounted in their enclosures; headsets and headphones, even ...	381	203	1 068	245	21%
Flat-panel display modules, with or without touchscreens	-	-	0	2	
Monitors and projectors, not incorporating television reception apparatus; television receivers ...	385	1 049	844	1 961	87%
Electric motors and generators (excluding generating sets)	120	786	216	802	2%
Parts recognizable as being exclusively or mainly intended for apparatus of heading Nos 8525 to 8528 ...	337	461	210	269	-42%
Parts recognizable as being exclusively or mainly intended for apparatus of heading 8535, 8536 or 8537 ...	78	414	252	407	-2%
Parts recognizable as being exclusively or mainly intended for machines of heading 8501 or 8502...	34	218	44	169	-22%
Insulating parts, entirely of insulating materials or comprising simple metal assembly parts (bush ...	14	92	0	3	-97%
Primary cells and primary batteries	201	7 762	78	238	-97%
Telephone sets for users, including telephones for cellular networks and for other wireless networks; ...	1 285	23 812	1 421	46 907	97%
Shavers, hair clippers and hair-removing appliances, with self-contained electric motor	2	4	0	0	-96%
Electrical resistors (including rheostats and potentiometers), other than heating resistors	2	136	0	8	-94%
Tables, panels, consoles, desks, cupboards and other supports comprising several devices of heading 8535 or...	324	2 717	466	3 508	29%
Electrical transformers, static converters (for example, rectifiers) and inductors	1 346	8 121	1 478	10 559	30%
VEGETABLE PLAITING MATERIALS; VEGETABLE PRODUCTS NOT ELSEWHERE SPECIFIED OR INCLUDED	-	-	61	54	
Vegetable products not elsewhere specified or included	-	-	61	54	
ALBUMINOID MATERIALS; STARCH OR MODIFIED STARCH PRODUCTS; GLUES; ENZYMES	1 822	1 929	967	1 145	-41%

3.2 Inbound traffic per product

3. Traffic per product

Fourth Quarter 2025

Products	Oct-Dec 2024		Oct-Dec 2025		Evolution (B)/(A)-1
	Quantity (t)	Fob Value (M.CFAF) (A)	Quantity (t)	Fob Value (M.CFAF) (B)	
Glues and other prepared adhesives, not elsewhere specified or included; products of all kinds for use as glues or ...	1 657	1 293	522	419	-68%
Dextrin and other modified starches and starches (for example, pre-gelatinized or esterified starches and starches);...	101	83	355	283	241%
Enzymes; prepared enzymes not elsewhere specified or included	64	554	84	431	-22%
Gelatines (including those presented in square or rectangular sheets, whether or not worked on the surface or neck ...	-	-	5	13	
PLASTICS AND ARTICLES THEREOF	43 859	30 369	50 282	31 005	2%
Articles for transport or packaging, of plastics; stoppers, lids, caps and other devices ...	2 572	3 211	3 870	4 288	34%
Equipment for construction, of plastics, not elsewhere specified or included ...	386	219	192	96	-56%
Other articles of plastics and articles of other materials of headings 3901 to 3914	1 195	843	2 423	1 662	97%
Other plates, sheets, film, foil and strip, of plastics	851	858	1 263	1 133	32%
Other plates, sheets, film, tapes and strips, of non-cellular plastics, not reinforced or...	2 008	2 885	2 912	3 475	20%
Baths, showers, sinks, washbasins, bidets, lavatories and their seats and covers, flush tanks ...	162	64	989	220	246%
Cellulose and its chemical derivatives, not elsewhere specified or included, in primary forms	155	282	206	260	-8%
Waste, parings and scrap, of plastics	-	-	17	2	
Monofilaments of which the largest dimension of the cross section exceeds 1 mm (monofilaments), rods, sticks and profi...	131	107	121	60	-44%
Self-adhesive plates, sheets, film, foil, tape, strip and other flat shapes, of plastics, whether or not in rolls	2 113	431	1 783	536	24%
Polyacetals, other polyethers and epoxy resins, in primary forms; polycarbonates, alkyd resins, polyest ...	11 421	7 007	7 110	3 740	-47%
Polyamides in primary forms	-	-	41	42	
Acrylic polymers in primary forms	1 153	999	1 519	1 393	39%
Polymers of vinyl acetate or of other vinyl esters, in primary forms; other vinyl polymers, under ...	66	159	277	238	50%
Polymers of ethylene, in primary forms	9 153	5 622	10 151	5 237	-7%
Polymers of propylene or of other olefins, in primary forms	7 532	4 795	8 095	4 097	-15%
Polymers of vinyl chloride or of other halogenated olefins, in primary forms	2 028	1 016	2 978	1 221	20%
Polymers of styrene, in primary forms	174	118	255	148	25%
Natural polymers (alginic acid, for example) and modified natural polymers (hardened proteins, chemical derivatives, etc.	80	151	379	203	34%
Amino-resins, phenolic resins and polyurethanes, in primary forms	56	92	510	458	399%
Petroleum resins, coumarone-indene resins, polyterpenes, polysulfides, polysulfones and other mentio products...	42	45	40	43	-6%
Floor coverings of plastics, whether or not self-adhesive, in rolls or in the form of tiles or slabs, etc.	464	80	1 238	322	305%
Silicones in primary forms	31	42	31	13	-69%
Tubes and pipes and their accessories (joints, elbows, fittings, for example), in plastics, etc.	1 495	755	2 592	1 287	71%

3.2 Inbound traffic per product

3. Traffic per product

Fourth Quarter 2025

Products	Oct-Dec 2024		Oct-Dec 2025		Evolution (B)/(A)-1
	Quantity (t)	Fob Value (M.CFAF) (A)	Quantity (t)	Fob Value (M.CFAF) (B)	
Tableware, kitchenware, other household articles and hygienic or toilet articles, of plastics	494	362	1 293	830	129%
FURNITURE; MEDICO-SURGICAL FURNITURE; BEDDING AND SIMILAR ARTICLES; LIGHTING DEVICES NOT SPECIFIED OR INCLUDED ...	4 993	4 053	8 454	5 157	27%
Lighting apparatus (including headlamps) and parts thereof, not elsewhere specified or included; lamps-claim ...	529	493	1 051	1 021	107%
Other furniture and parts thereof	2 168	1 492	4 039	1,864	25%
Prefabricated constructions	979	982	950	970	-1%
Furniture for medicine, surgery, dentistry or veterinary art (operating tables, examination tables, etc.	59	158	205	207	31%
Seats (other than those of heading 9402), whether or not convertible into beds, and parts thereof	958	701	1 646	892	27%
Bed bases; bedding and similar articles (mattresses, foot covers, eiderdowns, cushions, ottomans, pillows, ...	105	116	563	204	76%
ORES, SLAG AND ASH	38 988	147	149	27	-82%
Other slag and ash, including seaweed ash (kelp); ash and residues from the incineration of municipal waste	950	44	135	14	-69%
Granulated slag (sand-slag) from the manufacture of cast iron, iron or steel	38 038	102	-	-	-100%
Slag, ash and residues (other than from the manufacture of iron or steel), containing ...	-	-	14	13	
AIRCRAFT, SPACECRAFT, AND PARTS THEREOF	1	3	-	-	-100%
Apparatus and devices for the launch of aircraft; apparatus and devices for landing aircraft...	1	3	-	-	-100%
SHIPS, BOATS AND FLOATING STRUCTURES	7 853	16 496	229	3 704	-78%
Other vessels, including warships and lifeboats other than rowing boats	-	-	15	2	
Other floating structures (for example, rafts, tanks, coffer-dams, landing stages, buoys and beacons)	15	74	8	138	88%
Lighthouse boats, pump boats, dredgers, crane pontoons and other boats for which navigation is not...	27	19	-	-	-100%
Cruise ships, excursion boats, ferry-boats, cargo ships, barges and similar vessels for the transport of persons or goods	7 805	16 403	203	3 550	-78%
Yachts and other vessels for pleasure or sports; rowing boats and canoes	6	1	4	13	1324%
WORKS OF ART, COLLECTORS' PIECES AND ANTIQUES	2	2	30	24	932%
Collections and specimens for collections of zoology, botany, mineralogy, anatomy, or of historical, archaeological, paleontological, ethnographic or numismatic interest	-	-	3	1	
Antiques of an age exceeding 100 years	-	-	19	10	
Original productions of statuary art or sculpture, in all materials	-	-	3	10	
Pictures, paintings and drawings, entirely handmade, excluding drawings of heading 4906 and articles m...	2	2	5	4	63%
OILWELL SUPPLIES	1 018	8 520	-	-	-100%
WADDING, FELTS AND NON-WASTE; SPECIAL YARNS; TWINE, ROPES AND CORDAGE; CORDERIE ARTICLES ...	1 409	1 299	2 326	1 698	31%
Articles of yarn, strip or the like of heading 5404 or 5405, twine, cordage, rope or cables, not elsewhere specified or included	-	-	239	97	
Felt, whether or not impregnated, coated, covered or laminated	11	3	3	3	15%

3.2 Inbound traffic per product

3. Traffic per product

Fourth Quarter 2025

Products	Oct-Dec 2024		Oct-Dec 2025		Evolution (B)/(A)-1
	Quantity (t)	Fob Value (M.CFAF) (A)	Quantity (t)	Fob Value (M.CFAF) (B)	
Twine, cordage, ropes and cables, whether or not plaited or braided and whether or not impregnated, coated, covered or sheathed with rubber or plastics	188	134	321	118	-12%
Nets with knotted mesh, in layers or in pieces, obtained from twine, cordage or ropes; confection nets ...	148	74	189	48	-36%
Nonwovens, whether or not impregnated, coated, covered or laminated	1 059	1 088	1 511	1 417	30%
Wadding of textile materials and articles thereof; textile fibres of a length not exceeding 5 mm (fleece ...	3	1	63	15	2596%
TOOLS AND EQUIPMENT, CUTLERY AND TABLE CUTLERY, OF BASE METAL; PARTS OF THESE ARTICLES, IN M...	1 826	1 830	2 915	1 910	4%
Hand-operated mechanical appliances, weighing 10 kg or less, used in preparing, conditioning ...	106	80	9	2	-97%
Other cutlery items (clippers, cleavers, cleavers, butchers or kitchen choppers and letter opener, etc.	13	1	2	7	974%
Spades, shovels, pickaxes, picks, hoes, hoes, forks, rakes and scrapers; axes, bill hooks and similar tools ...	589	236	693	299	27%
Scissors, tailors' shears and similar shears, and blades therefor	-	-	13	2	
Hand-operated spanners and wrenches (including torque meter wrenches but not including tap wrenches); interchangeable spanner sockets, with or without handles	22	35	107	238	582%
Knives with cutting blades, serrated or not (including pruning knives), other than knives of heading 8208, and blades therefor	12	38	80	9	-77%
Knives and cutting blades, for machines or for mechanical appliances	35	147	16	36	-75%
Spoons, forks, ladles, skimmers, pie shovels, special fish or butter knives, sugar tongs ...	-	-	928	145	
Files, rasps, pliers (even cutting ones), pincers, tweezers, metal shears, pipe cutters, bolt cutters, carry ...	248	120	74	134	12%
Tools of at least two of headings 8202 to 8205, put up in sets for retail sale ...	4	17	18	17	3%
Hand tools and tools (including glaziers' diamonds) not elsewhere specified or included; welding lamps and ...	652	595	403	357	-40%
Interchangeable tools for hand tools, mechanical or not, or for machine tools (stamping, stamping, ...	23	54	53	173	221%
Plates, sticks, points and similar objects for tools, unmounted, consisting of cermets ...	46	369	-	-	-100%
Razors and razor blades (including razor blade blanks in strips)	5	40	27	160	296%
Hand saws; saw blades of all kinds (including saw cutters and non-toothed saw blades)...	70	99	493	332	237%
ARTICLES OF SPARTERY OR OF BASKETWORK	-	-	50	7	
Basketry articles obtained directly in shape from materials to be braided or made with the help of artisans.	-	-	0	0	
Plaits and similar articles of plaiting materials, whether or not assembled into strips; braiding materials, braids and arti ...	-	-	50	7	
MISCELLANEOUS MANUFACTURED ARTICLES	2 040	1 017	1 369	635	-38%
Slates and boards for writing or drawing, whether or not framed	2	4	2	2	-55%
Travel sets for personal hygiene, sewing or cleaning shoes or clothes ...	-	-	1	0	
Brooms and brushes, whether or not forming parts of machines, apparatus or vehicles, mechanical brooms for ...	893	278	295	158	-43%
Insulating bottles and other mounted isothermal receptacles, whose insulation is provided by vacuum, as well as ...	673	332	370	142	-57%

3.2 Inbound traffic per product

3. Traffic per product

Fourth Quarter 2025

Products	Oct-Dec 2024		Oct-Dec 2025		Evolution (B)/(A)-1
	Quantity (t)	Fob Value (M.CFAF) (A)	Quantity (t)	Fob Value (M.CFAF) (B)	
Buttons, press-fasteners, snap-fasteners and press studs, button moulds and other parts of these articles; button blanks	-	-	14	5	
Lighters and lighters (excluding lighters of heading 3603), whether or not mechanical or electric, and parts thereof...	110	35	218	19	-44%
Pencils (other than pencils of heading 9608), crayons, pencil leads, pastels, drawing charcoals, writing or drawing chalks and tailors' chalks	57	26	153	22	-16%
Date, sealing or numbering stamps, and the like (including devices for printing or embossing labels), designed for operating in the hand; hand-operated composing sticks and hand printing sets incorporating such composing sticks	-	-	0	1	
Slide fasteners and parts thereof	-	-	13	3	
Ivory, bones, tortoiseshell, horn, animal antlers, coral, mother-of-pearl and other animal materials to be carved, exploited...	-	-	52	6	
Tailors' dummies and other lay figures; automata and other animated displays used for shop window dressing	11	5	19	5	4%
Prepared vegetable or mineral materials and articles thereof, nes; articles molded or cut of wax,...	-	-	5	3	
Monopods, bipods, tripods and similar items	-	-	2	8	
Styling combs, hairdressing combs, barrettes and the like; hair pins; pliers-guiches, waved ...	77	26	8	10	-62%
Smoking pipes (including pipe bowls) and cigar or cigarette holders, and parts thereof	-	-	4	4	
Typewriter ribbons and similar ribbons, inked or otherwise prepared for leash...	0	1	8	62	6141%
Sanitary napkins and tampons, nappies and diapers for babies and similar articles, of any material...	167	64	179	112	75%
Ballpoint pens and pencils; pens and markers with felt or other porous tips; fountain pens and other ...	49	246	21	72	-71%
Toilet sprays, their mounts and mount heads; powder puffs and puffs or for the application...	-	-	5	2	
MISCELLANEOUS ARTICLES OF BASE METAL	1 916	2 584	2 154	1 852	-28%
Stoppers (including crown caps, screw caps and pourers), lids, capsul ...	1 135	2 101	425	816	-61%
Padlocks, locks and bolts (keyed, secretive or electric), of base metal; clasps and frames-clasps co...	291	55	879	151	173%
Binders, files, filing boxes, copy holders, pencil cases, stamp holders and similar equipment and supplies.	-	-	11	5	
Bells, bells, gongs and the like, non-electric, of base metal; statuettes and other objects of...	5	5	19	5	3%
Safes, armoured doors and compartments for vaults, safes and security cassettes and articles if ...	49	16	19	50	207%
Clasps, frames-clasps, buckles, buckles-clasps, staples, hooks, eyelets and similar articles, in meta...	5	16	5	44	169%
Wires, rods, tubes, plates, electrodes and similar articles, of base metal or of metal carbides, etc.	166	163	479	306	88%
Fittings, fittings and similar articles of base metal for furniture, doors, stairs, windows, shutters, etc.	113	95	236	402	325%
Mechanisms for binding loose-leaf or binders, letter clips, letter corners, paper clips, fingernails, etc.	7	19	-	-	-100%
Information plates, name plates, address plates and similar plates, numbers, letters and different signs...	2	38	15	15	-60%
Flexible tubing of base metal, with or without fittings	142	66	66	58	-12%
ARTICLES OF LEATHER; CROPPERS OR SADDLES; TRAVEL ARTICLES, HANDBAGS AND SIMILAR CONTAINERS...	1 411	587	2 321	459	-22%
Other articles of leather or of composition leather	9	16	9	10	-36%

3.2 Inbound traffic per product

3. Traffic per product

Fourth Quarter 2025

Products	Oct-Dec 2024		Oct-Dec 2025		Evolution (B)/(A)-1
	Quantity (t)	Fob Value (M.CFAF) (A)	Quantity (t)	Fob Value (M.CFAF) (B)	
Trunks, suitcases and cases, including toiletry cases and briefcases, towels, car ...	1 391	549	2 265	429	-22%
Articles of apparel and clothing accessories, of leather or of composition leather	11	22	48	20	-6%
ARTICLES OF IRON OR STEEL	21 452	25 997	22 101	22 632	-13%
Tube or pipe fittings (for example, couplings, elbows, sleeves), of iron or steel	130	230	638	1 198	420%
Sewing needles, knitting needles, lace loops, hooks, embroidery punches and similar articles, for us...	-	-	0	0	
Anchors, grapples and parts thereof, of cast iron, iron or steel	18	45	3	2	-95%
Household or household articles and parts thereof, of cast iron, iron or steel; steel or steel wool; epo ...	791	412	1 344	509	23%
Hygiene or toilet articles, and parts thereof, of cast iron, iron or steel	41	17	164	79	351%
Other articles of iron or steel	1 286	1 653	1 996	1 823	10%
Other cast articles of iron or steel	545	424	234	179	-58%
Other tubes and pipes (welded or riveted, for example), of circular section, of an external diameter exceeding 406,...	0	1	2	2	223%
Other tubes, pipes and hollow profiles (for example, open seam or welded, riveted or similarly closed), of iron or steel	318	227	727	726	220%
Chains, chains and parts thereof, of cast iron, iron or steel	26	170	88	48	-72%
Constructions and parts of constructions (bridges and parts of bridges, lock gates, towers, pylons, pillars, c ...	10 613	11 831	8 017	7 159	-39%
Elements of railway tracks, in cast iron, iron or steel: rails, guard rails and racks, needles, heart points, etc.	25	81	1	7	-91%
Sheet piling of iron or steel, whether or not drilled, punched or made from assembled elements; welded angles, shapes and sections, of iron or steel	-	-	23	6	
Stoves, boilers, cookers (including those which can be used incidentally for heating a hundred ...	2 146	811	1 578	537	-34%
Spikes, nails, tacks, pointed crampons, corrugated or bevelled staples and similar articles, of cast iron, iron, etc.	86	8	152	36	343%
Containers for compressed or liquefied gas, of iron or steel	2 338	3 047	1 605	2 811	-8%
Tanks, tuns, vats and similar containers for all materials (except compressed or liquefied gases ...	1 413	3 874	670	4 296	11%
Tanks, drums, cans, boxes and similar receptacles, for all materials (except co ...	164	237	87	160	-33%
Springs and leaf springs, of iron or steel	13	28	44	35	28%
Artificial brambles of iron or steel; twists, barbed or not, of wire or strip of iron or steel, ...	89	85	81	69	-19%
Wire fabrics (including continuous or endless fabrics), netting and mesh, of iron or steel wire; ...	465	1 389	95	56	-96%
Stranded wires, cables, braids, slings and similar articles, of iron or steel, not electrically insulated ...	246	379	171	281	-26%
Tubes, pipes and hollow profiles, of cast iron	30	8	2 807	733	9053%
Tubes, pipes and hollow profiles, seamless, of iron or steel	152	156	765	804	415%
Screws, bolts, nuts, lag screws, thread hooks, rivets, pins, dowels, keys, washers (including ...	515	879	808	1 075	22%
ARTICLES OF STONE, PLASTER, CEMENT, ASBESTOS, MICA OR SIMILAR MATERIALS	2 552	1 068	6 463	1 636	53%
Natural or artificial abrasives in powder or grains, applied to textile products, paper, cardboard or other ...	78	74	33	38	-49%

3.2 Inbound traffic per product

3. Traffic per product

Fourth Quarter 2025

Products	Oct-Dec 2024		Oct-Dec 2025		Evolution (B)/(A)-1
	Quantity (t)	Fob Value (M.CFAF) (A)	Quantity (t)	Fob Value (M.CFAF) (B)	
Asbestos (asbestos), worked, of fibers; mixtures based on asbestos or based on asbestos and magnesium carbonate;...	9	5	2	0	-91%
Worked slate and articles of slate or of agglomerated slate	26	3	20	2	-46%
Friction linings (plates, rollers, bands, segments, discs, washers, pads, for example), not fitted ...	75	31	57	17	-46%
Slag wool, slag wool, rock wool and similar mineral wool; expanded vermiculite, expanded clays, mo...	73	123	104	172	40%
Wheels and similar articles, without frames, to grind, to defibrate, to grind, to sharpen, to polish, to rectify, to tran ...	33	102	51	77	-24%
Worked mica and articles of mica, including agglomerated or reconstituted mica, whether or not on a support of paper, paperboard or other materials	1	2	0	6	244%
Articles of asbestos-cement, of cellulose fibre-cement or the like	1	2	3	1	-29%
Articles of asphalt or of similar products (e.g. petroleum pitch, pitches)	1 124	274	2 592	772	182%
Articles of cement, of concrete or of artificial stone, whether or not reinforced	56	22	491	102	373%
Articles of stone or of other mineral materials (including carbon fibers, articles of these materials, etc.	14	40	2	25	-37%
Articles of plaster or of compositions based on plaster	459	127	2 750	337	167%
Panels, planks, tiles, blocks and similar articles, of vegetable fibers, straw or shavings, wafer ...	-	-	1	0	
Pavers, curbs and paving slabs, of natural stone (other than slate)	-	-	1	0	
Worked freestone or building stones (other than slate) and articles thereof, excluding ...	603	265	357	86	-68%
PAPER AND PAPERBOARD; ARTICLES OF PAPER PULP, OF PAPER OR OF PAPERBOARD	36 319	13 294	36 992	14 769	11%
Other paper and cardboard, uncoated or coated, in rolls or sheets, which has not undergone further processing.	2 325	695	3,214	962	38%
Other paper, cardboard, cellulose wadding and webs of cellulose fibres cut to size; other works in ...	369	320	270	104	-68%
Filter blocks, slabs and plates, of paper pulp	3	17	6	25	45%
Boxes, bags, pouches, cones and other packaging made of paper, cardboard, cellulose wadding or webs of ...	5 680	2 300	4 792	2 597	13%
Envelopes, letter cards, non-illustrated postcards and correspondence cards, of paper or cardboard; drinks ...	55	12	91	18	51%
Labels of all kinds, in paper or cardboard, printed or not	432	1 367	572	2 242	64%
Cigarette paper, whether or not cut to size or in the form of booklets or tubes	-	-	0	1	
Newsprint, in rolls or sheets	811	335	474	177	-47%
Carbon papers, so-called "carbonless" papers and other papers for duplication or transfers (including papers ...	372	241	544	331	37%
Papers of a kind used for toilet papers and similar papers, cellulose wadding or fibre webs...	498	367	567	299	-19%
Papers of a kind used for toilet paper, for cleansing towels, for hand towels, for napkins, etc.	1 096	797	1 319	865	9%
Paper and cardboard assembled flat by gluing, uncoated, surface coated or impregnated, even reinforced i...	-	-	50	15	
Paper and board coated with kaolin or other inorganic substances on one or both sides, with or on ...	3 172	1 478	1 069	430	-71%
Kraft paper and paperboard, uncoated or coated, in rolls or sheets, other than that of heading 4802 or 4803 ...	2 045	987	7 039	2 648	168%

3.2 Inbound traffic per product

3. Traffic per product

Fourth Quarter 2025

Products	Oct-Dec 2024		Oct-Dec 2025		Evolution (B)/(A)-1
	Quantity (t)	Fob Value (M.CFAF) (A)	Quantity (t)	Fob Value (M.CFAF) (B)	
Corrugated paper and cardboard (even with covering by gluing), creped, pleated, embossed, embossed or perforated, in ...	33	36	263	38	6%
Greaseproof paper and cardboard, greaseproof papers, tracing papers and so-called "crystal" paper and other c ...	-	-	12	2	
Paper and paperboard, uncoated or coated, of a kind used for writing, printing or other graphic purposes...	2 416	974	4 980	1 943	99%
Wallpaper and similar wallcoverings; window transparencies of paper	-	-	70	12	
Paper, cardboard, cellulose wadding and cellulose fibre webs, coated, coated, impregnated, covered, collar, etc.	644	1 216	656	664	-45%
Registers, accounting books, notebooks (of notes, orders, receipts), agendas, memorandum pads, notepads ...	296	172	316	133	-23%
Bobbins, spools, cops and similar supports, of paper pulp, paper or paperboard (whether or not perforated or hardened)	15 926	1 913	10 690	1 264	-34%
UMBRELLAS, SUN UMBRELLAS, WALKING STICKS, SEAT-STICKS, WHIPS, RIDING-CROPS AND PARTS THEREOF	62	40	62	37	-6%
Walking sticks, seat-sticks, whips, riding-crops and the like	1	4	1	0	-99%
Umbrellas, parasols and parasols (including cane umbrellas, garden umbrellas and similar articles)...	60	34	61	37	9%
Parts, trimmings and accessories of articles of heading 6601 or 6602	1	1	-	-	-100%
PULP OF WOOD OR OF OTHER FIBROUS CELLULOSIC MATERIAL; RECOVERED (WASTE AND SCRAP) PAPER OR PAPERBOARD...	1 147	1 029	1 358	1 230	20%
Recycling paper or cardboard (waste and scrap)	66	19	-	-	-100%
Chemical wood pulp, soda or sulphate, other than dissolving pastes	1 082	1 010	1 358	1 230	22%
RAW HIDES AND SKINS (OTHER THAN FURSKINS) AND LEATHER	6	39	5	23	-42%
Leather further prepared after tanning or crusting, including parchment-dressed leather, of bovine (including buffalo)	6	39	5	23	-42%
FURSKINS AND ARTIFICIAL FUR; MANUFACTURES THEREOF	-	-	3	1	
Articles of apparel, clothing accessories and other articles of furskin	-	-	3	1	
NATURAL OR CULTURED PEARLS, PRECIOUS OR SIMILAR STONES, PRECIOUS METALS, METALS CLAD WITH PRECIOUS METALS AND...	2	12	137	1 188	9416%
Other articles of precious metal or of metal clad with precious metal	-	-	0	0	
Imitation jewellery	2	12	-	-	-100%
Coin	-	-	137	1 188	
LIVE TREES AND OTHER PLANTS; BULBS, ROOTS AND THE LIKE; CUT FLOWERS AND ORNAMENTAL FOLIAGE	-	-	21	9	
Other live plants (including their roots), cuttings and slips; mushroom spawn	-	-	12	4	
Foliage, leaves, twigs and other parts of plants, without flowers or flower buds, and herbs, mosses and...	-	-	3	4	
Cut flowers and flower buds of a kind suitable for bouquets or for ornamental purposes, fresh, dried, dyed, bleached, impregnated or otherwise prepared	-	-	5	1	
LEAD AND ARTICLES THEREOF	44	14	3	6	-53%

3.2 Inbound traffic per product

3. Traffic per product

Fourth Quarter 2025

Products	Oct-Dec 2024		Oct-Dec 2025		Evolution (B)/(A)-1
	Quantity (t)	Fob Value (M.CFAF) (A)	Quantity (t)	Fob Value (M.CFAF) (B)	
Other articles of lead	-	-	1	0	
Lead plates, sheets, strip and foil; lead powders and flakes	44	14	2	6	-54%
PREPARED FEATHERS AND DOWN AND ARTICLES MADE OF FEATHERS OR OF DOWN; ARTIFICIAL FLOWERS; ARTICLES OF HAIR ...	6	13	130	104	696%
Hair that is turned, thinned, bleached or otherwise prepared; wool, animal hair and other textile materials, prepared for ...	-	-	11	39	
Artificial flowers, foliage and fruit and parts thereof; articles made of artificial flowers, foliage or fruit	3	13	95	57	344%
Skins and other parts of birds covered with their feathers or their down, feathers and parts of feathers (even gnaw ...	2	0	-	-	-100%
Wigs, beards, eyebrows, eyelashes, locks and the like of hair, animal hair or textile materials; works in ...	-	-	24	9	
FISH AND CRUSTACEANS, MOLLUSCS AND OTHER AQUATIC INVERTEBRATES	33 558	20 716	42 794	28 232	36%
Crustaceans, whether or not in shell, live, fresh, chilled, frozen, dried, salted or in brine; crustaceans, even dec ...	1	4	-	-	-100%
Flour, powder and pellets, of fish or of crustaceans, molluscs or other aquatic invertebrates, fit for human consumption	2	20	46	84	323%
Fish fillets and other fish meat (whether or not minced), fresh, chilled or frozen	30	41	480	280	589%
Molluscs, whether or not separated from their shell, live, fresh, chilled, frozen, dried, salted or in brine, whether or not smoked...	4	12	57	32	174%
Fish, frozen, excluding fish fillets and other fish meat of heading 0304	33 520	20 635	39 776	26 735	30%
Fish, fresh or chilled, excluding fish fillets and other fish meat of heading 0304	1	4	2 404	1 072	27262%
Dried, salted or in brine fish; smoked fish, whether or not cooked before or during smoking; flour, powders and ag ...	-	-	31	28	
POWDERS AND EXPLOSIVES; PYROTECHNICAL ARTICLES; MATCHES; PYROPHORIC ALLOYS; FLAMMABLE MATERIALS...	280	294	52	501	70%
Prepared explosives, other than propellant powders	249	230	33	67	-71%
Safety drills; detonating cords; primers and fulminating capsules; igniters; electric detonators ...	30	65	18	434	571%
PREPARATIONS OF CEREALS, FLOUR, STARCH OR MILK; PASTRYCOOKS' PRODUCTS	12 381	35 318	7 491	8 750	-75%
Malt extracts; food preparations of flour, groats, semolina, starches, starches or malt extracts, do not ...	9 447	34 285	4 816	7 742	-77%
Pasta, whether or not cooked or stuffed (with meat or other substances) or otherwise prepared, such as...	2 060	507	1 671	423	-17%
Cereal-based products obtained by blowing or roasting (e.g. corn flakes); cereals (other than m ...	419	196	441	237	21%
Bakery, pastry or biscuit products, whether or not containing added cocoa; hosts, empty seals ...	456	329	512	338	3%
Tapioca and its substitutes prepared to share starch, in the form of flakes, lumps, pearl grains, screenings or...	-	-	51	10	
MISCELLANEOUS EDIBLE PREPARATIONS	6 081	8 495	6 991	6 866	-19%
Extracts, essences and concentrates of coffee, tea or maté and preparations with a basis of these products or with a basis of coffee ...	202	600	128	132	-78%
Edible ice cream, whether or not containing cocoa	16	38	105	230	501%

3.2 Inbound traffic per product

3. Traffic per product

Fourth Quarter 2025

Products	Oct-Dec 2024		Oct-Dec 2025		Evolution (B)/(A)-1
	Quantity (t)	Fob Value (M.CFAF) (A)	Quantity (t)	Fob Value (M.CFAF) (B)	
Yeasts (live or dead); other single-cell micro-organisms, dead (but not including vaccines of heading 3002);...	1 213	1 627	1 219	1 319	-19%
Food preparations not elsewhere specified or included	2 100	3 657	4 717	4 411	21%
Sauces and preparations thereof; mixed condiments and mixed seasonings; mustard flour and meal and prepared mustard	1 490	1 495	808	753	-50%
Preparations for soups, broths or broths; prepared soups, broths or broths; food preparations co ...	1 060	1 078	13	21	-98%
PREPARATIONS OF VEGETABLES, FRUIT, NUTS OR OTHER PARTS OF PLANTS	4 141	2 742	1 919	1 758	-36%
Other vegetables prepared or preserved otherwise than by vinegar or acetic acid, frozen, other than products of heading 2006	166	161	105	69	-57%
Other vegetables prepared or preserved otherwise than by vinegar or acetic acid, not frozen, other than p...	471	249	359	285	14%
Mushrooms and truffles, prepared or preserved otherwise than by vinegar or acetic acid	21	5	46	15	225%
Jams, jellies, marmalades, purees and fruit pastes, obtained by cooking, with or without added sugar or ...	49	32	210	91	186%
Fruits and other edible parts of plants, otherwise prepared or preserved, with or without added sugar or...	167	169	61	74	-56%
Fruit (including grape must) or vegetable juices, unfermented, without added alcohol, with or without ad...	679	725	942	1 143	58%
Vegetables, fruits and other edible parts of plants, prepared or preserved in vinegar or acetic acid ...	4	5	7	7	36%
Tomatoes prepared or preserved otherwise than by vinegar or acetic acid	2 583	1 397	190	74	-95%
PREPARATIONS OF MEAT, OF FISH OR OF CRUSTACEANS, MOLLUSCS OR OTHER AQUATIC INVERTEBRATES...	1 701	1 473	2 898	2 825	92%
Other prepared or preserved meat, meat offal or blood	301	196	311	314	60%
Crustaceans, molluscs and other aquatic invertebrates, prepared or preserved	1	4	4	4	0%
Prepared and preserved fish; caviar and its substitutes prepared from fish roe ...	1 236	1 142	2,402	2 263	98%
Sausages and similar products, of meat, meat offal or blood; food preparations based on these products	162	132	181	244	85%
CERAMIC PRODUCTS	37 506	5 673	47 914	7 032	24%
Ceramic apparatus and articles for chemical or other technical uses; troughs, bins and containers if ...	199	64	64	30	-53%
Other refractory ceramic articles (retorts, crucibles, muffles, nozzles, buffers, supports, cups, tubes, etc.	109	79	78	42	-47%
Other ceramic articles	29	14	193	24	70%
Ceramic building bricks, flooring blocks, support or filler tiles and the like	2 017	175	5 538	518	196%
Bricks, slabs, tiles and other ceramic pieces, of fossil siliceous flour (e.g. kieselguhr, tripolite, diatom...	-	-	124	23	
Bricks, slabs, tiles and similar ceramic construction pieces, refractories, other than those made from flour, etc.	978	365	1 944	533	46%
Tiles and slabs for paving or covering, of ceramic; cubes, dice and similar articles for mosaics, of ...	27 241	3 559	30 611	4 283	20%
Sinks, washbasins, washbasin columns, bathtubs, bidets, toilet bowls, cisterns, urinals and appliances ...	4 229	950	4 133	695	-27%
Statuettes and other ornamental ceramic articles	6	9	86	16	76%
Roofing tiles, chimney pots, cowl, chimney liners, architectural ornaments and other ceramic constructional goods	-	-	223	72	
Ceramic pipes, conduits, guttering and pipe fittings	20	4	28	3	-19%

3.2 Inbound traffic per product

3. Traffic per product

Fourth Quarter 2025

Products	Oct-Dec 2024		Oct-Dec 2025		Evolution (B)/(A)-1
	Quantity (t)	Fob Value (M.CFAF) (A)	Quantity (t)	Fob Value (M.CFAF) (B)	
Tableware, other household articles or household economy articles and hygiene or toilet articles, of ceramic, ...	1 735	203	1 595	225	11%
Tableware, other household or domestic economy articles and hygiene or toilet articles, of porcelain, etc.	695	212	3 298	566	167%
INORGANIC CHEMICALS; INORGANIC OR ORGANIC COMPOUNDS OF PRECIOUS METALS, RADIOACTIVE ELEMENTS, ...	51 811	13 228	59 574	13 016	-2%
Nitric acid; sulphonitric acids	184	51	202	56	10%
Sulphuric acid; oleum	730	115	2 267	231	101%
Ammonia, anhydrous or in aqueous solution	63	49	89	38	-23%
Other inorganic acids and other inorganic oxygenates of non-metallic elements...	243	430	474	255	-41%
Other salts of inorganic acids or peroxyacids (including aluminosilicates of chemically defined ...	4	6	0	1	-80%
Borates; peroxoborates (perborates)	163	71	123	56	-21%
Carbonates; peroxocarbonates (percarbonates); commercial ammonium carbonate containing ammonium carbamate...	12 800	1 295	16 537	1 484	15%
Carbon (carbon blacks and other forms of carbon not elsewhere specified or included)	3	8	78	30	294%
Carbides, whether or not chemically defined	144	39	120	45	16%
Hydrogen chloride (hydrochloric acid); chlorosulphuric acid	736	83	445	36	-56%
Chlorides, chloride oxides and chloride hydroxides; bromides and bromide oxides; iodides and iodide oxides	180	118	1 053	1 291	990%
Compounds, inorganic or organic, of rare-earth metals, of yttrium or of scandium or of mixtures of these metals	-	-	20	25	
Artificial corundum, whether or not chemically defined; aluminium oxide; aluminium hydroxide	20 443	7 156	25 370	5 674	-21%
Cyanides, cyanide oxides and complex cyanides	29	6	55	57	909%
Fluorides; fluoroaluminates, fluoroaluminates and other complex fluorine salts	1 935	486	151	98	-80%
Hydrazine and hydroxylamine and their inorganic salts; other inorganic bases; other oxides, hydroxides and pero ...	21	91	-	-	-100%
Hydrogen, rare gases and other non-metals	131	49	98	54	12%
Sodium hydroxide (caustic soda); potassium hydroxide (caustic potash); peroxides of sodium or potassium	10 909	2 256	8 018	2 139	-5%
Hypochlorites; commercial calcium hypochlorite; chlorites; hypobromites	126	103	218	109	6%
Colloidal precious metals; inorganic or organic compounds of precious metals, whether or not chemically defined; amalgams of precious metals	-	-	0	1	
Zinc oxide; zinc peroxide	6	3	2	2	-24%
Boron oxides; boric acids	22	16	-	-	-100%
Manganese oxides	-	-	0	0	
Titanium oxides	74	104	74	81	-22%
Chromium oxides and hydroxides	-	-	18	36	

3.2 Inbound traffic per product

3. Traffic per product

Fourth Quarter 2025

Products	Oct-Dec 2024		Oct-Dec 2025		Evolution (B)/(A)-1
	Quantity (t)	Fob Value (M.CFAF) (A)	Quantity (t)	Fob Value (M.CFAF) (B)	
Iron oxides and hydroxides; earth colours containing by weight 70% or more of combined iron, evaluated as Fe2O3...	31	34	4	6	-82%
Diphosphorus pentoxide; Phosphoric acid; polyphosphoric acids, whether or not chemically defined ...	31	23	144	87	273%
Hydrogen peroxide, whether or not solidified with urea	-	-	0	1	
Phosphinates (hypophosphites), phosphonates (phosphites) and phosphates; polyphosphates, chemically de ...	682	443	1 280	671	51%
Silicates; commercial alkali metal silicates	507	81	922	172	113%
Sulphates; alums; peroxosulphates (persulphates)	1 610	107	1 802	192	81%
Sulphites; thiosulphates	4	6	8	87	1328%
ORGANIC CHEMICALS	5 257	4 429	4 572	3 887	-12%
Carboxylic acids containing additional oxygen functions and their anhydrides, halides, peroxides, etc.	520	338	643	263	-22%
Unsaturated acyclic monocarboxylic acids and cyclic monocarboxylic acids, their anhydrides, halides, etc.	55	58	40	38	-34%
Saturated acyclic monocarboxylic acids and their anhydrides, halides, peroxides and peroxyacids; their derri ...	288	190	198	215	14%
Nucleic acids and their salts, whether or not chemically defined; other heterocyclic compounds...	12	21	16	76	263%
Polycarboxylic acids, their anhydrides, halides, peroxides and peroxyacids; their halogenated derivatives, sulfon ...	-	-	74	8	
Acyclic alcohols and their halogenated, sulphonated, nitrated or nitrosated derivatives	848	407	595	429	5%
Cyclic alcohols and their halogenated, sulphonated, nitrated or nitrosated derivatives	-	-	1	18	
Aldehydes, whether or not containing other oxygen functions; cyclic polymers of aldehydes; paraformaldehyde ...	335	30	342	139	370%
Antibiotics	-	-	11	93	
Other organic compounds	-	-	4	8	
Other organo-inorganic compounds	1	18	23	24	38%
Ketones and quinones, whether or not with other oxygen function, and their halogenated, sulphonated, nitrated or nitrosated derivatives	46	41	34	22	-45%
Compounds with other nitrogen functions	1 694	1 710	1 040	970	-43%
Amine-function compounds	1	1	0	0	-95%
Carboxamide-function compounds; amide-function compounds of carbonic acid	9	6	9	12	90%
Carboxyimide-function compounds (including saccharin and its salts) and imine-function compounds	2	4	6	13	247%
Nitrile-function compounds	5	0	-	-	-100%
Oxygen-function amino-compounds	481	446	560	358	-20%
Diazo, azo or azoxy compounds	17	8	17	8	0%
Heterocyclic compounds with nitrogen hetero-atom(s) only	42	77	38	182	137%
Heterocyclic compounds with oxygen hetero-atom(s) only	13	28	8	23	-17%
Halogenated derivatives of hydrocarbons	463	166	257	70	-58%

3.2 Inbound traffic per product

3. Traffic per product

Fourth Quarter 2025

Products	Oct-Dec 2024		Oct-Dec 2025		Evolution (B)/(A)-1
	Quantity (t)	Fob Value (M.CFAF) (A)	Quantity (t)	Fob Value (M.CFAF) (B)	
Organic derivatives of hydrazine or of hydroxylamine	4	6	-	-	-100%
Sulphonated, nitrated or nitrosated derivatives of hydrocarbons, whether or not halogenated	-	-	0	0	
Ethers, ethers-alcohols, ethers-phenols, ethers-alcohols-phenols, peroxides of alcohols, peroxides of ethers, peroxides ...	9	346	62	112	-68%
Acyclic hydrocarbons	259	204	17	13	-94%
Cyclic hydrocarbons	15	13	88	48	259%
Phenols; phenol-alcohols	15	56	-	-	-100%
Provitamins and vitamins, natural or reproduced by synthesis (including natural concentrates), as well as...	53	141	39	186	32%
Quaternary ammonium salts and hydroxides; lecithins and other phosphoaminolipids, whether or not chemically defined	49	79	39	33	-58%
Sulphonamides	-	-	2	17	
Organo-sulphur compounds	21	36	409	505	1290%
PRODUCTS OF THE MILLING INDUSTRY; MALT; STARCHES; INULIN; WHEAT GLUTEN	38 410	12 413	49 433	14 929	20%
Starches; inulin	847	237	794	206	-13%
Cereal flours other than of wheat or meslin	-	-	0	1	
Wheat or meslin flour	-	-	74	32	
Wheat gluten, whether or not dry	299	361	163	134	-63%
Cereal grains otherwise worked (hulled, flattened, flaked, pearled, sliced or crushed, for example), ...	22	21	204	76	264%
Cereal groats, meal and pellets	9 182	2 323	5 154	1 368	-41%
Malt, whether or not roasted	28 060	9 471	43 043	13 113	38%
PRINTED BOOKS, NEWSPAPERS, PICTURES AND OTHER PRODUCTS OF THE PRINTING INDUSTRY; MANUSCRIPTS, TYPESCRIPTS AND PLANS	1 033	1 450	759	923	-36%
Other printed matter, including printed pictures and photographs	98	223	149	245	10%
Calendars of any kind, printed, including calendar blocks	19	37	21	38	1%
Printed or illustrated postcards; printed cards bearing greetings or personal messages, whether or not illustrated ...	9	18	8	3	-81%
Transfers (decalcomanias)	-	-	2	1	
Printed books, brochures, leaflets and similar printed matter, whether or not in single sheets	890	1 103	565	427	-61%
Plans and drawings by architects, engineers and other industrial, commercial, topographical or ...	0	39	-	-	-100%
Postage stamps, revenue stamps and the like, not canceled, current or intended to be valid in the country in ...	18	29	14	209	630%
MISCELLANEOUS CHEMICAL PRODUCTS	13 591	17 460	12 388	15 099	-14%
Industrial monocarboxylic fatty acids; acid oils from refining; industrial fatty alcohols ...	20	30	22	34	11%
Sizing or finishing agents, dyeing or fixing accelerators for colouring matters and other products ...	39	25	226	117	365%
Activated carbon; activated natural mineral materials; animal black, including exhausted animal black ...	369	99	832	673	577%

3.2 Inbound traffic per product

3. Traffic per product

Fourth Quarter 2025

Products	Oct-Dec 2024		Oct-Dec 2025		Evolution (B)/(A)-1
	Quantity (t)	Fob Value (M.CFAF) (A)	Quantity (t)	Fob Value (M.CFAF) (B)	
Cements, mortars, concretes and similar refractory compositions, other than products of heading 3801...	1 710	298	1 176	230	-23%
Preparations and charges for fire-extinguishers; charged fire-extinguishing grenades	-	-	2	20	
Chemical elements doped for use in electronics, in the form of discs, wafers or similar forms; chemical compounds doped for use in electronics	198	27	-	-	-100%
Reaction initiators, reaction accelerators and catalytic preparations, not elsewhere specified or included ...	-	-	0	0	
Insecticides, rodents, fungicides, herbicides, germination inhibitors and growth regulators for plants	8 702	13 901	5 511	10 335	-26%
Residual detergents from the manufacture of cellulose pulp, whether or not concentrated, sugar-free or chemically treated ...	24	7	41	27	319%
Prepared binders for foundry molds or cores; chemicals and preparations of the chemical or chemical industries.	1 594	1 514	2 522	2 176	44%
Fluids for hydraulic brakes and other fluids prepared for hydraulic transmissions, not containing h...	81	54	201	144	168%
Mixtures containing halogenated derivatives of methane, ethane or propane, n.e.s.	14	45	-	-	-100%
Mixtures of halogenated hydrocarbons	-	-	13	46	
Culture media prepared for the growth and maintenance of micro-organisms (including viruses and o...	0	3	6	19	493%
Anti-knock preparations, oxidation inhibitors, peptizing additives, viscosity improvers, anti-additives ...	119	549	309	224	-59%
Anti-freezing preparations and prepared de-icing fluids	23	34	10	6	-81%
Preparations known as "vulcanization accelerators"; Composite plasticizers for rubber or plastic materials.	11	13	19	21	61%
Preparations for pickling metals; soldering or brazing flux and other auxiliary preparations for soldering ...	196	168	96	119	-29%
Diagnostic or laboratory reagents on any support and prepared diagnostic or laboratory reagents, even...	19	407	72	409	0%
Composite organic solvents and thinners, not elsewhere specified or included; preparations designed to remove ...	472	286	1 289	479	68%
Tall oil, whether or not refined	-	-	38	17	
PHARMACEUTICAL PRODUCTS	5 953	31 407	6 999	40 331	28%
Medicines (excluding products of heading 3002, 3005 or 3006) consisting of products mixed together, ...	-	-	164	157	
Medicines (excluding products of heading 3002, 3005 or 3006) consisting of mixed or unmixed products...	2 927	10 456	6 365	39 371	277%
Wadding, gauze, tapes and similar articles (dressings, plasters, sinapisms, for example), impregnated or covered ...	286	207	446	773	274%
Pharmaceutical goods specified in note 4 to this chapter	52	321	23	31	-90%
PHOTOGRAPHIC OR CINEMATOGRAPHIC GOODS	25	48	129	98	105%
Photographic paper, paperboard and textiles, sensitised, unexposed	7	24	27	7	-73%
Sensitized, unimpressed photographic film, in rolls, of materials other than paper, carbon, etc.	-	-	48	31	
Plates and flat films, photographic, sensitized, unimpressed, in materials other than paper, card ...	0	2	2	40	2186%
Chemical preparations for photographic uses, other than varnishes, glues, adhesives and similar preparations...	17	22	52	20	-11%
HARDWARE	188	153	-	-	-100%

3.2 Inbound traffic per product

3. Traffic per product

Fourth Quarter 2025

Products	Oct-Dec 2024		Oct-Dec 2025		Evolution (B)/(A)-1
	Quantity (t)	Fob Value (M.CFAF) (A)	Quantity (t)	Fob Value (M.CFAF) (B)	
NUCLEAR REACTORS, BOILERS, MACHINES, MECHANICAL APPARATUS AND DEVICES; PARTS OF SUCH MACHINES OR APPARATUS ...	28 348	70 997	32 912	73 429	3%
Auxiliary devices for boilers of heading 8402 or 8403 (economizers, superheaters, chimney sweeping or gas recovery devices ...)	24	84	62	52	-38%
Weighing apparatus and instruments, including scales and scales for checking machined parts, but excluding...	121	103	431	185	79%
Mechanical apparatus (including hand-held) for projecting, dispersing or spraying liquids or powders; extinct ...	541	864	576	1 032	19%
Laboratory apparatus, devices or equipment, whether or not electrically heated (excluding ovens and other...	287	824	266	1 782	116%
Transmission shafts (including camshafts and crankshafts) and cranks; bearings and bushings; eng ...	120	844	99	428	-49%
Taps, valves and similar devices for pipes, boilers, tanks, vats or similar containers...	185	659	616	3 046	362%
Other office machines and devices (hectographic or stencil duplicators, address printing machines, etc.	65	571	73	123	-78%
Other lifting, loading, unloading or handling machines and devices (elevators, mechanical stairs, etc.	812	2 065	493	1 433	-31%
Other earthmoving, levelling, stripping, excavating, compacting, extracting or drilling machines and equipment.	179	177	185	435	146%
Other machines and devices for agriculture, horticulture, forestry, poultry farming or bee-keeping, incl.	423	1 598	217	370	-77%
Other machines and apparatus for working with pulp, paper or cardboard, including cutting machines.	110	453	72	779	72%
Other machine tools for working metals or cermet, working without removing material ...	36	464	17	15	-97%
Other engines and motors	12	149	65	324	118%
Bigues; cranes and blondes; overhead cranes, unloading or handling gantries, crane bridges, trolleys, etc.	262	346	260	600	73%
Dozers (bulldozers), bias dozers (angledozers), graders, scrapers, mechanical shovels, excavate ...	4 656	7 888	7 622	12 251	55%
Burners for fueling homes, for liquid fuels, for pulverized solid fuels or for gas; home ...	3	17	21	278	1565%
Calendering or other rolling machines, other than for metals or glass, and cylinders therefor	-	-	29	5	
Machining centers, stationary machines and multi-station machines, for metalworking ...	15	29	-	-	-100%
Centrifuges, including centrifugal dryers; filtering or purifying machinery and apparatus, for liquids or gases	1 833	2 547	2 080	2 657	4%
Stacker trucks; other industrial trucks fitted with a lifting device	653	2 022	980	2 120	5%
Foundry frame; bottom plates for molds; models for molds; molds for metals (other than lingo ...	177	1 886	113	333	-82%
Steam boilers (steam generators), other than central heating boilers designed to produce...	142	1 473	126	548	-63%
Central heating boilers other than those of heading 8402	5	6	152	72	1175%
Converters, ladles, ingots and casting machines (molding) for metallurgy, steelworks or foundry ...	80	132	30	88	-33%
Industrial or laboratory furnaces and ovens, including incinerators, non-electric	306	1 026	323	2 003	95%
Air gas or water gas generators, with or without their purifiers; acetylene generators and generators ...	6	7	2	32	364%
Metalloplastic seals; sets or assortments of gaskets of different composition presented in pouches, envelopes, etc.	9	92	58	289	213%
Metal-rolling mills and rolls thereof	272	2 356	334	869	-63%
Forging or stamping machines (including presses), sheep, hammers and swifts for the work of...	230	882	88	263	-70%

3.2 Inbound traffic per product

3. Traffic per product

Fourth Quarter 2025

Products	Oct-Dec 2024		Oct-Dec 2025		Evolution (B)/(A)-1
	Quantity (t)	Fob Value (M.CFAF) (A)	Quantity (t)	Fob Value (M.CFAF) (B)	
Machines (including slide-type machining units) for drilling, boring, milling, threading or tapping metals by...	357	200	4	3	-99%
Calculating machines and pocket machines for recording, reproducing and displaying information, co ...	9	9	2	12	35%
Sewing machines, other than book sewing machines of heading 8440; furniture, bases and covers specia...	138	224	260	128	-43%
Deburring, sharpening, grinding, grinding, honing, polishing or other finishing operations machines, worked ...	25	28	46	156	459%
Dish washing machines; machines and apparatus for cleaning or drying bottles or other containers.	231	740	482	4 379	492%
Washing machines, even with drying device	339	262	339	226	-14%
Planing machines, vices-filing machines, slotting machines, broaching, cutting gears, finishing gears, sawing ...	223	68	1	0	-99%
Milking machines and dairy machinery	-	-	10	40	
Automatic data processing machines and units thereof; magnetic or optical readers, ...	58	2,383	56	2 229	-6%
Machines and apparatus (other than machines of heading 8450) for washing, cleaning, spinning, drying, ...	58	33	13	17	-47%
Machines and apparatus for sorting, screening, separating, washing, crushing, crushing, mixing or mixing soil, stones, etc.	3 022	4 895	3 012	3 303	-33%
Machines and auxiliary apparatus for machines of heading 8444, 8445, 8446 or 8447 (dobby, Jacquard machines, etc.	53	777	14	51	-93%
Machines and mechanical appliances having individual functions, not specified or included elsewhere in this chapter	461	3 182	1 693	2 675	-16%
Machines and apparatus for the manufacture of pulp of fibrous cellulosic materials or for the manufacture or...	3	2	1	1	-60%
Machines and apparatus for the preparation, tanning or working of hides or skins or for the manufacture or ...	-	-	1	28	
Machines and apparatus for soldering or welding, whether or not capable of cutting, other than those of heading 8515; machines and ...	22	17	18	70	301%
Machines and apparatus for stitching or bookbinding, including sheet-sewing machines...	19	63	22	174	177%
Machines and apparatus for air conditioning comprising a motor-driven fan and specific devices...	887	1,540	1 123	1 580	3%
Extruders for working with rubber or plastics or for manufacturing products made from these materials	605	2 194	297	1 019	-54%
Machines and apparatus for printing by means of plates, cylinders and other printing elements of heading 8442...	205	899	311	778	-14%
Machines and apparatus used exclusively or principally for the manufacture of ingots, wafers or discs...	12	3	-	-	-100%
Machines and apparatus, not specified or included elsewhere in this chapter, for preparation or manufacture ...	759	5 105	810	6 084	19%
Knitting machines, stitch-bonding machines and machines for making gimped yarn, tulle, lace, embroidery, trimmings, ...	2	2	11	0	-78%
Machines for the additive manufacturing	-	-	86	55	
Machines for preparing textile materials; machines for spinning, doubling or twisting of materials.	-	-	3	9	
Machines for assembling electric or electronic lamps, tubes or valves or lamps for production ...	0	36	8	18	-51%
Machines for cleaning, sorting or screening grains or pulses; machines and apparatus for ...	1 395	2 954	186	225	-92%

3.2 Inbound traffic per product

3. Traffic per product

Fourth Quarter 2025

Products	Oct-Dec 2024		Oct-Dec 2025		Evolution (B)/(A)-1
	Quantity (t)	Fob Value (M.CFAF) (A)	Quantity (t)	Fob Value (M.CFAF) (B)	
Agricultural, horticultural or forestry machinery, apparatus and implements for soil preparation or tillage or for ...	185	529	134	82	-85%
Machines, apparatus and machinery for harvesting and threshing agricultural products, including straw balers ...	262	879	71	202	-77%
Machines, apparatus and materials (other than machines of headings 8456 to 8465) for preparation or manufacture ...	3	37	2	5	-87%
Machine tools (including machines for nailing, stapling, gluing or otherwise assembling) for woodworking,...	213	388	191	295	-24%
Machine tools for working stone, ceramic products, concrete, asbestos-cement or other materials ...	0	8	67	60	696%
Machine tools working by removing any material and operating by laser or other beam of light or ...	10	6	1	2	-74%
Weaving machines (looms)	8	77	-	-	-100%
Spark-ignition reciprocating or rotary internal combustion piston engines	274	189	767	344	82%
Compression-ignition internal combustion piston engines (diesel or semi-diesel engines)	73	255	293	1 193	367%
Pneumatic, hydraulic or motor tools (electric or non-electric) incorporated, for use by hand ...	213	578	185	219	-62%
Pulley tackle and hoists; winches and capstans; jacks	146	268	87	249	-7%
Parts of machines or apparatus, not specified or included elsewhere in this chapter, not comprising ...	33	287	10	61	-79%
Parts and accessories (other than cases, covers and the like) recognizable as being exclusively o...	1	3	48	134	3772%
Parts and accessories recognizable as being exclusively or mainly intended for machines of heading 8456...	145	394	100	242	-38%
Parts suitable for use solely or principally with the machinery of headings 8425 to 8	860	2 901	670	1 835	-37%
Parts recognizable as being exclusively or mainly intended for engines of heading 8407 or 8408...	84	1 202	55	574	-52%
Air or vacuum pumps, compressors for air or other gases and fans; extractor hoods or recycling...	1 959	2 026	1 190	1 453	-28%
Pumps for liquids, whether or not fitted with a measuring device; liquid elevators	592	1 411	1 268	2 287	62%
Presses and presses, crushers and similar machines and apparatus for the manufacture of wine, cider, juice ...	-	-	11	12	
Refrigerators, freezer-conservators and other equipment, machines and apparatus for producing cold, ...	2 732	3 241	3 500	7 084	119%
Ball, roller, roller or needle bearings	87	724	50	243	-66%
Lathes (including turning centres) for removing metal	18	55	-	-	-100%
Steam turbines and other vapour turbines	-	-	2	3	
Hydraulic turbines, water wheels and their regulators	3	4	3	66	1742%
Turbojets, turbopropellers and other gas turbines	2	344	12	1 115	224%
RESIDUES AND WASTE FROM THE FOOD INDUSTRIES; PREPARED ANIMAL FODDER	44 552	12 554	35 332	10 010	-20%
Flours, powders and agglomerates in the form of pellets, meat, offal, fish or crustaceans, molluscs, etc.	104	58	130	53	-8%
Preparations of a kind used for feeding animals	6 247	4 112	8 664	5 386	31%
Oil cake and other solid residues, whether or not crushed or agglomerated in the form of pellets, from the extraction of soybean oil	38 201	8 385	26 538	4 571	-45%
SOAPS, ORGANIC SURFACE AGENTS, LAUNDRY PREPARATIONS, LUBRICANT PREPARATIONS,...	2 377	2 579	4 015	2 311	-10%

3.2 Inbound traffic per product

Products	Oct-Dec 2024		Oct-Dec 2025		Evolution (B)/(A)-1
	Quantity (t)	Fob Value (M.CFAF) (A)	Quantity (t)	Fob Value (M.CFAF) (B)	
Organic surfactants (other than soaps); surfactant preparations, laundry preparations (incl. Candles, candles, tapers and similar articles	1 485	1 567	3 255	1 663	6%
Polishes and creams for shoes, polishes, glosses for bodywork, glass or metals, pastes and powders for...	34	13	134	68	403%
Artificial waxes and prepared waxes	10	15	25	48	227%
Modelling pastes, including those used for children's games; compositions known as 'dental waxes'...	-	-	0	0	
Lubricating preparations (including cutting oils, preparations for releasing nuts, preparations, etc.	458	706	173	284	-60%
Soaps; organic surfactant products and preparations for use as soap, bars, bars, pieces or ...	239	175	156	172	-1%
SALT; SULPHUR; EARTHS AND STONE; PLASTERING MATERIALS, LIME AND CEMENT	889 161	19 359	752 293	18 147	-6%
Other clays (excluding expanded clays of heading 6806), andalusite, kyanite, sillimanite, whether or not calcined;...	599	146	1 309	384	163%
Pebbles, gravel, crushed stones, of the types generally used for concreting or for the setting in of...	306	41	2	5	-88%
Natural magnesium carbonate (magnesite); electrofused magnesia; magnesia burnt to death (sintered), even containing...	27	8	-	-	-100%
Quicklime, slaked lime and hydraulic lime, other than calcium oxide and hydroxide of heading 2825...	3 962	524	3 812	597	14%
Hydraulic cements (including unpuvered cements known as "clinkers"), whether or not coloured	763 211	16 331	661 112	14 445	-12%
Chalk	182	42	2 329	75	81%
Dolomite, whether or not sintered or calcined, including dolomite roughened or simply cut, by sawing or otherwise, e...	1 857	94	2 654	155	66%
Fossil siliceous flour (kieselguhr, tripolite, diatomite, for example) and other similar siliceous earths,...	112	53	363	183	243%
Natural graphite	-	-	61	24	
Gypsum; anhydrite; plasters, whether or not coloured or containing small amounts of accelerators or retarders ...	19 926	786	49 905	1 210	54%
Kaolin and other kaolinic clays, whether or not calcined	2	4	24	17	345%
Marble, travertine, ecaussine and other calcareous monumental or building stone of an apparent specific gravity of 2,5 ...	17	3	3 000	81	3049%
Mineral substances not elsewhere specified or included	24	8	743	84	1012%
Natural calcium phosphates, natural aluminium calcium phosphates and phosphatic chalk	167	20	-	-	-100%
Pumice; emery; natural corundum, natural garnet and other natural abrasives, whether or not heat treated ...	1	1	-	-	-100%
Quartz (other than natural sands); quartzites, whether or not roughly cut or simply cut, by sawing or otherwise, ...	11	33	1	1	-97%
Natural sands of all kinds, whether or not coloured, excluding metalliferous sands of Chapter 26...	67	30	31	22	-25%
Salt (including prepared table salt and denatured salt) and pure sodium chloride, even in aqueous solution ...	98 687	1 232	26 124	691	-44%
Natural soapstone, whether or not roughly cut or simply cut, by sawing or otherwise, into shaped blocks or slabs ...	4	3	101	29	746%

3.2 Inbound traffic per product

Products	Oct-Dec 2024		Oct-Dec 2025		Evolution (B)/(A)-1
	Quantity (t)	Fob Value (M.CFAF) (A)	Quantity (t)	Fob Value (M.CFAF) (B)	
Natural barium sulfate (barite); natural barium carbonate (witherite), whether or not calcined, other than oxy...	-	-	720	142	
SILK	28	25	-	-	-100%
Woven fabrics of silk or of silk waste	28	25	-	-	-100%
SUGARS AND SUGAR CONFECTIONERY	104 260	35 120	76 582	17 810	-49%
Other sugars, including chemically pure lactose, maltose, glucose and fructose (levulose), in their s ...	4 375	1 388	2 185	719	-48%
Sugar confectionery (including white chocolate), not containing cocoa	40	31	21	69	120%
Cane or beet sugar and chemically pure sucrose, in solid form	99 845	33 700	74 376	17 022	-49%
TOBACCO AND MANUFACTURED TOBACCO SUBSTITUTES	553	2 277	906	2 834	24%
Other manufactured tobacco and manufactured tobacco substitutes; 'homogenised' or 'reconstituted' tobacco; tobacco extracts and essences	-	-	217	32	
Cigars (including those with cut ends), cigarillos and cigarettes, of tobacco or of tobacco substitutes ...	553	2 277	690	2 802	23%
CARPETS AND OTHER TEXTILE FLOOR COVERINGS	268	140	1 011	277	98%
Other carpets and other textile floor coverings, whether or not made up	106	51	166	84	63%
Carpets and other textile floor coverings, knotted, whether or not made up	-	-	40	10	
Carpets and other textile floor coverings, woven, not tufted or flopped, whether or not made up, including...	61	23	596	122	431%
Carpets and other textile floor coverings, tufted, whether or not made up	74	45	157	47	6%
Carpets and other textile floor coverings, of felt, not tufted or flopped, whether or not made up	28	20	51	13	-35%
IMPREGNATED, COATED, COVERED OR LAMINATED FABRICS; TECHNICAL ARTICLES IN TEXTILES	98	249	358	229	-8%
Other impregnated, coated or covered fabrics; painted canvases for theater sets, studio backdrops or other uses ...	-	-	28	4	
Conveyor belts or transmission belts of textile materials, whether or not impregnated, coated, covered with material, etc.	0	1	0	19	1291%
Textile products and articles for technical uses, specified in note 7 to this chapter	12	95	89	96	1%
Textile wall coverings	0	0	-	-	-100%
Rubberised textile fabrics, other than those of heading 5902	37	116	75	52	-55%
Fabrics coated with glue or with starchy materials, of a kind used for binding, cardboard, sheathing or ...	-	-	9	1	
Fabrics impregnated, coated or covered with plastics or laminated with plastics, other than ...	48	19	155	51	167%
Textile hosepiping and similar textile tubing, with or without lining, armour or accessories of other materials	1	18	2	5	-71%
SPECIAL FABRICS; Tufted TEXTILE SURFACES; LACES; TAPESTRY; PASSEMENTERIES; EMBROIDERY ...	88	45	52	50	10%
Narrow woven fabrics, other than goods of heading 5807; narrow fabrics consisting of warp without weft assembled by means of an adhesive (bolducs)	81	44	29	47	6%
Piecework braids; trimmings and similar ornamental articles, in the pieces, not embroidered, other than...	-	-	1	0	
Woven pile fabrics and chenille fabrics, other than fabrics of heading 5802 or 5806	7	1	22	2	92%

3.2 Inbound traffic per product

3. Traffic per product

Fourth Quarter 2025

Products	Oct-Dec 2024		Oct-Dec 2025		Evolution (B)/(A)-1
	Quantity (t)	Fob Value (M.CFAF) (A)	Quantity (t)	Fob Value (M.CFAF) (B)	
VEHICLES AND EQUIPMENT FOR RAILWAY OR SIMILAR TRACKS AND THEIR PARTS; MECHANICAL DEVICES ...	918	2 416	788	2 198	-9%
Specially designed and equipped frames and containers (including tank-containers and tank-containers)...	592	840	189	306	-64%
Fixed equipment for railways or the like; mechanical (including electromechanical) signaling devices, ...	-	-	1	41	
Parts of vehicles for railways or the like	325	1 576	597	1 851	17%
GLASS AND GLASSWARE	25 979	33 380	27 841	4 313	-87%
Tubular bulbs and envelopes, open, and parts thereof, of glass, without fittings, for electric lamps, ...	56	13	15	4	-72%
Other articles of glass	10	17	14	2	-89%
Carboys, bottles, flasks, jars, jars, tubular packaging, ampoules and other transport containers or...	17 140	2 607	17 672	2 522	-3%
Cullet and other waste and scrap of glass; bulk glass	3 791	29 642	2 065	107	-100%
Glass fibres (including glass wool) and articles thereof (for example yarns, fabrics) ...	172	94	532	235	150%
Ice (float glass and glass softened or polished on one or two sides) in plates or sheets, even with an absorbent layer ...	350	31	2 613	274	771%
Glass mirrors, whether or not framed, including rear-view mirrors	212	58	390	67	15%
Glass objects for the service of the table, for the kitchen, the toilet, the office, the ornamentation of the apartments ...	2 661	496	3 779	784	58%
Pavers, slabs, bricks, tiles, tiles and other articles, of pressed or molded glass, whether or not reinforced, for building ...	364	78	30	13	-83%
Glass beads, imitations of natural or cultured pearls, imitations of gemstones and similar articles of v...	6	2	53	16	843%
Safety glass, consisting of glass which is tempered or formed from laminated sheets	351	148	519	165	11%
Glass of No. 7003, 7004 or 7005, curved, bevelled, engraved, drilled, enamelled or otherwise worked, but not framed ...	-	-	0	1	
So-called "cast" glass, in plates, sheets or profiles, even with an absorbent, reflective or non-reflective layer ...	27	3	54	5	81%
Glass in beads (other than microspheres of heading 7018), bars, rods or tubes, unworked, etc.	-	-	0	0	
Drawn or blown glass, in sheets, whether or not with an absorbent, reflective or non-reflective layer, but not other ...	23	5	18	10	84%
Laboratory, hygienic or pharmaceutical glassware, whether or not graduated or calibrated	23	46	22	6	-88%
Watch glasses and similar glasses; glasses for ordinary or medical spectacles, convex, curved, concave or similar...	92	44	4	0	-99%
Multiple-walled insulating units of glass	7	42	59	104	147%
CLOTHING AND CLOTHING ACCESSORIES, OTHER THAN KNITTED	312	254	562	667	163%
Other made up clothing accessories; parts of garments or of clothing accessories, other than ...	26	4	60	31	654%
Shawls, scarves, scarves, mufflers, neck warmers, mantillas, veils and veils, and similar items ...	-	-	0	0	
Shirts and short-sleeved shirts, for men or boys	5	10	7	346	3216%
Women's or girls' blouses, shirts and shirt-blouses	-	-	2	3	
Suits or suits, sets, jackets, pants, overalls with suspenders, breeches and shorts (other than for ...	21	60	141	68	14%

3.2 Inbound traffic per product

3. Traffic per product

Fourth Quarter 2025

Products	Oct-Dec 2024		Oct-Dec 2025		Evolution (B)/(A)-1
	Quantity (t)	Fob Value (M.CFAF) (A)	Quantity (t)	Fob Value (M.CFAF) (B)	
Tailored suits, sets, jackets, dresses, skirts, culottes, pants, overalls with suspenders, breeches and ...	36	11	122	24	120%
Ties, bow ties and cravats	-	-	0	4	
Gloves, mittens and mitts	11	10	-	-	-100%
Body vests and day shirts, jumpsuits or bottoms of dresses, petticoats, briefs, night shirts, pajamas, desh ...	-	-	7	3	
Body vests, briefs, boxers, nightgowns, pajamas, bathrobes, dressing gowns and similar items...	29	8	27	11	36%
Coats, peacoats, capes, anoraks, jackets and similar articles, for women or girls, excluding articles...	-	-	19	3	
Coats, peacoats, capes, anoraks, jackets and similar articles, for men or boys, excluding art...	1	3	1	0	-100%
Brassières, girdles, corsets, braces, suspenders, garters and similar articles and parts thereof, whether or not knitted or crocheted	9	4	57	11	167%
Sports tracksuits (trainings), ski suits and sets, swimsuits, breeches and briefs; other ...	101	101	38	100	-1%
Garments, made up of fabrics of heading 5602, 5603, 5903, 5906 or 5907	74	40	78	62	57%
Babies' garments and clothing accessories	-	-	6	2	
CLOTHING AND CLOTHING ACCESSORIES, KNITTED	438	328	1 061	433	32%
Other made-up clothing accessories, knitted or crocheted; knitted or crocheted parts of garments or of clothing accessories	26	4	1	4	-12%
Other garments, knitted or crocheted	7	5	69	22	300%
Sweaters, pullovers, cardigans, cardigans and similar articles, including under-sweaters, knitted or crocheted...	1	19	63	9	-51%
Men's or boys' shirts, knitted or crocheted	0	0	1	9	5695%
Women's or girls' blouses, shirts and shirt-blouses, knitted or crocheted	45	11	98	18	65%
Tights (pantyhose), stockings, knee socks, socks and other hosiery, including tights (pantyhose ...	-	-	10	5	
Jumpsuits or bottoms of dresses, petticoats, briefs, nightgowns, pajamas, negligee, bathrobes, bathrobes ...	7	3	44	7	131%
Suits or suits, sets, jackets, pants, overalls with suspenders, breeches and shorts (other than for ...	8	2	208	34	1465%
Tailored suits, sets, jackets, dresses, skirts, culottes, pants, overalls with suspenders, breeches and ...	-	-	21	40	
Gloves, mittens and mitts, knitted or crocheted	2	13	6	22	65%
Coats, peacoats, capes, anoraks, jackets and similar articles, knitted, for women or girls, except ...	-	-	1	2	
Coats, peacoats, capes, anoraks, jackets and similar articles, knitted, for men or boys, ex ...	61	30	2	52	71%
Briefs, boxers, nightgowns, pajamas, bathrobes, dressing gowns and similar articles, of knitted fabric...	-	-	34	15	
Tracksuits, ski suits and swimwear, knitted or crocheted	-	-	21	9	
T-shirts, singlets and other vests, knitted or crocheted	254	173	325	158	-9%
Garments, made up of knitted or crocheted fabrics of heading 5903, 5906 or 5907	1	1	41	12	2346%
Clothing and clothing accessories, knitted or crocheted, for babies	24	46	117	15	-66%
MEAT AND EDIBLE OFFAL	41	96	90	165	72%
Edible offals of bovine, porcine, sheep, goat, horse, ass or mulassière species, fresh, r...	6	7	35	50	642%

3.2 Inbound traffic per product

Products	Oct-Dec 2024		Oct-Dec 2025		Evolution (B)/(A)-1
	Quantity (t)	Fob Value (M.CFAF) (A)	Quantity (t)	Fob Value (M.CFAF) (B)	
Other meat and edible meat offal, fresh, chilled or frozen	5	12	0	1	-90%
Meat of bovine animals, frozen	-	-	3	7	
Meat of sheep or goats, fresh, chilled or frozen	1	4	18	37	850%
Meat and edible offal, of the poultry of heading 0105, fresh, chilled or frozen	24	61	34	69	13%
Meat and edible meat offal, salted, in brine, dried or smoked; edible flours and meals of meat or meat offal	5	12	0	1	-95%
VEHICLES OTHER THAN RAILWAY OR TRAMWAY ROLLING STOCK, AND PARTS AND ACCESSORIES...	41 313	159 241	47 577	71 321	-55%
Bicycles and other cycles (including delivery tricycles), not motorised	184	174	182	64	-63%
Bodies (including cabs), for the motor vehicles of headings 8701 to 8705	4	54	30	12	-78%
Automobile trolleys not fitted with a lifting device, of a kind used in factories, warehouses, shops, etc.	26	40	1	0	-100%
Tanks and other armoured fighting vehicles, motorised, whether or not fitted with weapons, and parts of such vehicles	27	371	102	120	-68%
Chassis fitted with engines, for the motor vehicles of headings 8701 to 8705	12	48	-	-	-100%
Wheelchairs and other vehicles for invalids, even with motor or other propulsion mechanism ...	3	9	8	16	84%
Prams, strollers and similar cars for the transport of children, and parts thereof	-	-	10	5	
Motorcycles (including mopeds) and cycles fitted with an auxiliary motor, with or without side-cars; sidecars ...	1 716	2 167	1 308	1 870	-14%
Parts and accessories of the motor vehicles of headings 8701 to 8705	1 231	2 019	5 481	3 229	60%
Parts and accessories of vehicles of headings 8711 to 8713	4 955	1 886	4 940	2 011	7%
Trailers and semi-trailers for all vehicles; other non-motor vehicles; their parts ...	1 863	1 658	2 082	1 490	-10%
Tractors (other than tractors of heading 8709)	3 907	8 166	4 821	8 310	2%
Special(purpose motor vehicles, other than those primarily designed for the transport of persons or ...	1 034	4 910	1 073	2 381	-52%
Motor vehicles for the transport of ten or more persons, including the driver	615	2 011	1 048	7 258	261%
Vehicles used for cargo transport	9 151	12 185	9 807	13 504	11%
Passenger cars and other motor vehicles mainly designed for the transport of persons (other than...	16 578	123 437	16 684	31 050	-75%
ZINC AND ARTICLES THEREOF	1	3	65	155	4470%
Zinc bars, rods, profiles and wire	-	-	63	152	
Zinc dust, powders and flakes	-	-	2	2	
Plates, sheets and strip, of zinc	1	3	-	-	-100%

Source: CNSC

3.2 Inbound traffic per product



CNSC WAREHOUSE, DOUALA BASSA IN THE LITTORAL REGION

4. Average import freight rates for refrigerated or dry 20-foot and 40-foot containers in Q4 2025

Country of loading - AFRICA	Port of loading	Average import freight rate for TEUs (Billion CFAF)			
		20 FRIGO	20 SEC	40 FRIGO	40 SEC
South Africa	Cape Town	-	11 306	103 848	49 459
	Coega	-	-	1 692	-
	Durban	-	71 806	3,214	75 361
Algeria	Alger	-	-	-	10 917
	Oran	-	-	-	2,197
Angola	Lobito	-	733	-	5 600
Benin	Cotonou	-	-	-	1 837
Congo - Brazzaville	Pointe-Noire	-	2 351	-	3 127
Côte d'Ivoire	Abidjan	-	18 591	-	38 689
Djibouti	Djibouti	-	1 072	-	1 702
Egypt	Alexandria	-	22 637	-	33 660
	Dumyat	-	22 065	-	-
	El Qahira	-	-	6 003	-
	El-Dekheila	-	1 410	-	1 505
	Port-Saïd	-	17 994	-	20 905
Gabon	Sokhna	-	-	-	4 563
	Libreville	-	-	-	1 296
Ghana	Port Gentil	-	1 128	-	-
	Tema	-	7 558	-	4 245
Guinea	Conakry	-	-	-	1 702
Réunion Island	Pointe des Galets	-	-	-	2 772
Mauritius Island	Port-Louis	-	-	-	3 960
Kenya	Mombasa	-	-	-	1 974
Liberia	Monrovia	-	3 623	-	-
Madagascar	Tamatave	-	1,968	-	1,968
Morocco	Agadir	-	5 379	14 762	1 246
	Casablanca	-	53 097	-	23 603
	Tanger Med	-	1 660	-	4 723
	Tanger Ville	-	-	-	2 882
Mauritania	Nouadhibou	-	-	18 219	5 629
Namibia	Walvis Bay	-	-	-	5 146
Nigeria	Apapa	-	-	-	3 104
	Lagos	-	4 473	-	5 240
	Tincan Island	-	1 410	-	14 706
Democratic Republic of Congo	Matadi	-	3 730	-	-
Senegal	Dakar	-	30 291	4 968	46 151
Sierra Leone	Freetown	-	1 984	-	-
Tanzania	Dar es Salaam	-	3 754	-	16 539
Togo	Lome	-	6 205	-	4 300
Tunisia	Radès	-	1 531	-	6 888
	Sfax	-	38 021	-	2 173
	Tunis	-	35 542	4 893	24 941

Source: CNSC

4. Average import freight rates for refrigerated or dry 20-foot and 40-foot containers in Q4 2025

Country of loading - AMERICA	Port of loading	Average import freight rate for TEUs (Billion CFAF)			
		20REEFER	20DRY	40REEFER	40DRY
Argentina	Buenos Aires	-	3 848	132 018	35 727
	Mar del Plata	-	-	105 300	-
	Rosario	-	-	-	1 536
Brazil	Itapoá	-	-	-	1 902
	Navegantes	-	-	-	3 280
	Paranaguá	-	5 496	-	1 879
	Rio de Janeiro	-	-	-	7 715
	Rio Grande	-	1 115	9 580	4 894
	Santos	-	73 530	-	60 075
	Suape	-	5 248	-	-
Canada	Vitoria	-	-	-	22 195
	Halifax	-	1 681	-	-
	Montreal	-	-	-	5 076
	Montreal	-	7 050	-	231 610
	Toronto	-	-	-	1 241
Chile	Vancouver	-	-	-	6 426
	Coronel	-	-	13 250	-
	Lirquen	-	-	3 729	-
Colombia	San Vicente	-	-	8 018	-
	Valparaiso	-	3 090	-	-
USA	Carthagène COL	-	16 868	-	-
	Baltimore	-	6 899	-	376 299
	Boston	-	-	-	1 681
	Brooklyn	-	-	-	2 524
	Charleston	-	-	-	29 446
	Freeport	-	-	-	4 992
	Houston	-	57 204	-	182 120
	Los Angeles	-	3 974	-	17 703
	Miami	-	4 372	-	6 789
	Mobile	-	-	-	5 571
	New York	-	6 631	-	161 275
	Newark	-	-	-	51 705
	Norfolk	-	7 198	-	88 822
	New-Orleans	-	-	-	2 575
	Oakland	-	-	-	11 943
Savannah	-	6 061	-	30 981	
Seattle	-	5 866	-	4 553	
Mexico	Altamira	-	-	-	7 765
	Ensenada	-	-	4 062	-
	Vera cruz	-	-	-	5 182
Peru	Callao	-	2 570	-	-
Uruguay	Montevideo	-	-	89 384	6 585

Source: CNSC

Country of loading - OCEANIA	Port of loading	Average import freight rate for TEUs (Billion CFAF)			
		20REEFER	20DRY	40REEFER	40DRY
Australia	Darwin	-	4 263	-	-
	Fremantle	-	3 076	-	-
	Sydney	-	-	-	7 613
New-Zealand	Lyttelton	-	-	13 031	20 213
	Tauranga	-	-	-	11 570

Source: CNSC

Source: CNSC

4. Average import freight rates for refrigerated or dry 20-foot and 40-foot containers in Q4 2025

Country of loading - ASIA	Port of loading	Average import freight rate for TEUs (Billion CFAF)			
		20REEFER	20DRY	40REEFER	40DRY
Saudi Arabia Saudi Arabia	Ad Dammam	-	7 092	-	25 544
	Al Jubail	-	-	-	27 860
	Dammam	-	-	-	2 755
	Jeddah	-	3 377	-	39 017
	King Abdullah Port	-	-	-	24 277
Bahrain	Bahrain	-	4 620	-	-
	Khalifa bin Salman	-	7 501	-	-
Bangladesh	Chittagong	-	2 586	-	10 108
	Mongla	-	1 362	-	-
China	Anqing	-	-	-	1 120
	Changzhou	-	30 636	-	-
	Chongqing	-	-	-	8 503
	Dalian	1 401	37 225	1 777	26 020
	Fuqing	-	-	-	12 589
	Fuzhou	-	6 802	-	46 546
	Gāolán	-	3 234	-	5 107
	Gaoming	-	14 960	-	5 058
	Gaosha	-	-	-	1 681
	Guangzhou	-	846	-	30 171
	Haikou	-	-	68 220	-
	Hefei	-	1 213	-	-
	Hongwan	-	2 952	-	3 449
	Huangpu	-	2 736	-	2 450
	Huangshi	-	1 289	-	-
	Jiangmen	-	1 597	-	110 824
	Jiaxing	-	-	-	2 996
	Jiujiang	-	13 621	-	9 474
	Lianyungang	-	20 204	-	24 168
	Mawei	-	-	-	2 416
	Nanchang	-	840	-	-
	Nanghai	-	-	-	1 401
	Nanjing	-	2 965	-	88 909
	Nansha	-	285 360	63 135	2 649 777
	Ningbo	-	198 372	4 772	2 085 125
	Pudong/Shanghai	-	4 291	-	-
	Qingdao	7 227	503 182	58 962	1 237 082
	Qin Zhou	-	6 088	-	8 578
	Sanrong	-	4 592	-	-
	Sanshui	-	3 646	-	-
	Shanghai	-	250 640	-	750 505
	Shantou	-	2 465	-	26 801
	Shekou	12 885	46 390	90 158	169 345
	Shenzhen	-	200	5 031	4 915
	Shunde	-	-	-	19 905
	Taicang	-	-	-	9 318
	Taizhou	-	-	-	4 712
	Tianjin	-	132 166	-	132 646
	Waihai	-	-	-	7 405
	Wenzhou	-	-	-	26 971
	Wuhan	-	3 306	-	11 791
	Wuhu	-	1 135	-	15 207
	Xiamen	-	171 642	166 665	373 051
	Xiaolan	-	-	-	32 293
	Xingang	-	143 172	-	248 709
	Yangpu	-	4 513	-	5 352
	Yangzhou	-	-	-	9 183
Yantai	-	-	3 936	-	
Yantian	-	4 295	72 207	12 274	
Yi Chang	-	6 406	-	2 620	
Yunfu	-	7 771	-	-	
Zha Pu	-	-	-	4 311	

4. Average import freight rates for refrigerated or dry 20-foot and 40-foot containers in Q4 2025

Country of loading - ASIA	Port of loading	Average import freight rate for TEUs (Billion CFAF)			
		20REEFER	20DRY	40REEFER	40DRY
	Zhangjiagang	-	-	-	13 929
	Zhanjiang	-	-	10 658	3 915
	Zhongshan	-	-	-	4 525
	Zhuhai	-	-	-	10 781
	Busan	1 905	20 846	21 153	33 259
South Korea	Gwangyang	-	-	-	3 688
	Incheon	-	6 235	-	125 737
	Kwangyang	-	-	-	1 259
	PyeongTaek	-	2 558	-	-
United Arab Emirates	Abu Al Bukhoosh	-	-	-	2,301
	Abu Dhabi	-	4 937	-	10 409
	Jebel Ali	-	246 039	-	841 702
Ras Al Khaimah	-	6 629	-	-	
Hong Kong SAR China	Hong Kong	-	1 181	-	20 422
India	Chennai	-	1 858	-	8 188
	Cochin	-	1 744	-	3 967
	Ennore	-	1 589	-	58 041
	Gangavaram	-	7 660	-	4 577
	Haldia	-	1 873	-	3 354
	Hazira	-	126 786	-	35 156
	Kattupalli	-	11 274	-	19 799
	Kolkata	-	12 685	-	15 961
	Mangalore	-	-	-	3 373
	Mumbai	-	-	-	2 101
	Mundra	-	121 754	34 098	235 576
	New Mangalore	-	-	-	4 949
	Nhava Sheva	-	121 922	82 651	404 990
	Pipavav	-	-	-	8 200
	Tuticorin	-	-	-	19 575
	Visakhapatnam	-	1 837	-	-
	Indonesia	Batam	-	7 560	-
Belawan		-	3 997	-	-
Jakarta		-	2 538	-	43 452
Perawang		-	-	-	5 575
Surabaya		-	32 847	-	14 310
Tanjung Pelepas		-	-	-	8 376
Tanjung Perak		-	2 339	-	-
Tanjung Priok		-	24 817	-	9 726
Israel	Haifa	-	-	-	10 144
Japan	Hakata	-	-	-	22 500
	Kobe	-	3 371	11 349	65 587
	Nagoya	-	4 500	-	-
	Osaka	-	-	-	658
Yokohama	-	6 094	-	218 543	
Jordan	Aqaba	-	-	-	9 692
Lebanon	Beirut	-	22 650	6 491	61 265
Malaysia	Kelang	-	2 241	-	1 419
	Pasir Gudang	-	-	-	3 335
	Penang	-	-	-	7 645
	Port Kelang	-	46 105	-	34 434
Oman	Salalah	-	-	21 696	3 956
	Sohar	-	-	9 964	11 402
Pakistan	Karachi	-	6 992	-	10 529
	Port Qasim	-	5 028	-	9 347
The Philippines	Batangas	-	-	-	7 505
	Manille	-	-	-	1 401
Qatar	Doha	-	-	-	3 321
	Hamad	-	8 451	-	3 387
Mesaieed	-	-	-	29 518	
Singapore	Jurong	-	-	-	2 538

4. Average import freight rates for refrigerated or dry 20-foot and 40-foot containers in Q4 2025

Country of loading - ASIA	Port of loading	Average import freight rate for TEUs (Billion CFAF)			
		20REEFER	20DRY	40REEFER	40DRY
	Singapore	-	15 174	-	23 224
Sri Lanka	Colombo	-	9 957	-	2 499
Taiwan	Kaohsiung	-	2 318	-	-
	Keelung	-	1 135	-	7 978
Thailand	Bangkok	-	8 447	-	11 756
	Laem Chabang	-	43 219	-	25 253
North Vietnam	Haiphong	-	8 742	37 547	10 571
	Vung Tau	-	20 227	111 395	6 911
South Vietnam	Da Nang	-	-	-	5 941
	Ho Chi Minh City	-	9 133	29 052	24 802

Source: CNSC

Country of loading - EUROPE	Port of loading	Average import freight rate for TEUs (Billion CFAF)			
		20REEFER	20DRY	40REEFER	40DRY
	Bremerhaven	-	2 329	-	114 691
Germany	Hamburg	-	51 287	-	536 742
	Wilhelmshaven	-	-	-	1 451
Belgium	Antwerp	2 493	355 103	166 520	1 638 199
Bulgaria	Bourgas	-	1 195	-	1 312
	Varna	-	3 641	-	3 700
Cyprus	Limassol	-	-	-	4 522
Croatia	Rijeka	-	7 710	-	3 311
Denmark	Aalborg	-	-	-	3 021
	Aarhus	-	-	-	4 067
	Copenhagen	-	5 019	11 524	31 036
	Fredericia	-	-	-	-
	Algésiras	-	23 233	-	23 995
	Barcelona	-	36 937	-	58 507
	Bilbao	-	11 097	-	16 456
Spain	Carthagène ESP	-	2 634	-	-
	Las Palmas	-	917	-	-
	Málaga	-	-	-	1,968
	Marin	-	2 991	-	-
	Valence	-	95 510	-	173 876
	Vigo	-	5 641	27 568	-
Estonia	Tallinn	-	-	-	2 296
Finland	Helsinki	-	-	-	29 175
	Kokkola	-	-	-	3 969
	Kotka	-	-	-	4,945
	Oulu	-	-	-	12 407
	Rauma	-	-	-	3 484
	Bassens	-	1 399	-	11 139
	Brest	-	2 191	3 444	-
	Dunkerque	-	17 089	-	5 355
	Fos-sur-Mer	-	31 494	-	63 970
France	Le Havre	1 736	257 022	78 036	669 021
	Marseille	-	6 140	-	57 546
	Montoir-de-Bretagne	-	9 681	10 334	23 209
	Port Vendres	-	19 624	37 030	81 414
	Rouen	-	59 260	5 750	258 605
	Sète	-	-	-	2 952
Georgia	Poti	-	-	-	3 608
Greece	Le Pirée	-	6 325	-	20 872
	Volos	-	-	-	562
Ireland	Cork	-	-	-	9 262
	Dublin	-	9 647	3 781	5 217
Italy	Bari	-	-	-	3 441
	Genoa	-	69 555	3 069	128 367
	Gioia Tauro	-	-	-	1 640
	La Spezia	-	19 421	-	3 657
	Livorno	-	66 237	-	114 717

4. Average import freight rates for refrigerated or dry 20-foot and 40-foot containers in Q4 2025

Country of loading - EUROPE	Port of loading	Average import freight rate for TEUs (Billion CFAF)			
		20REEFER	20DRY	40REEFER	40DRY
	Naples Italy	-	3 707	-	23 615
	Ravenna	-	1 050	-	2 176
	Salerno	-	12 335	-	16 666
	Termini Imerese	-	-	-	4 592
	Trieste	-	-	-	4 895
	Vado Ligure	-	-	11 465	16 259
	Venice	-	1 296	-	38 053
Latvia	Riga	-	3 337	-	8 057
Lithuania	Klaipeda	-	-	-	26 900
Malta	Malta	-	1 355	-	1 128
	Marsaxlokk	-	1 355	-	7 963
Montenegro	Bar	-	-	-	4 958
	Ålesund	-	3 390	-	-
	Maaloy	-	-	3 936	-
Norway	Oslo	-	4 104	3 936	15 556
	Stavanger	-	-	-	1 640
	Stockholm	-	-	-	12 659
	Tananger	-	-	-	1 640
Netherlands	Rotterdam	-	59 585	12 285	216 532
	Stavenisse	-	-	-	1 640
	Vlissingen	-	-	2,402	-
Poland	Gdansk	-	6 085	-	54 939
	Gdynia	-	6 382	-	115 135
Portugal	Leixões	-	19 589	-	25 528
	Lisbon	-	5 313	-	41 757
	Sines	-	-	-	4 637
Romania	Constanta	-	-	-	1 312
	Belfast	-	-	-	8 527
United Kingdom	Grangemouth	-	11 148	4 100	7 153
	Greenock	-	11 707	-	-
	Liverpool	-	-	-	13 369
	London	-	14 382	-	204 199
	Portsmouth	-	-	525	2 821
	Tilbury	-	4 807	-	2 736
Slovenia	Koper	-	7 003	-	6 160
Sweden	Göteborg	-	2 838	-	7 708
	Helsingborg	-	-	-	2 952
	Norrköping	-	984	-	4 124
Turkey	Aliaga	-	12 890	-	27 803
	Ambarli	-	19 463	-	48 478
	Derince	-	-	-	2 256
	Gebze	3 208	28 468	-	52 085
	Gemlik	-	4 918	-	29 346
	Iskenderun	-	22 098	-	58 353
	Istanbul	-	19 598	-	41 118
	Izmir	-	1 438	-	6 834
	Izmit	-	23 427	-	27 381
	Kumport	-	2 076	-	3 378
	Mersin	-	30 945	-	70 697
	Samsun	-	1 963	-	-
	Tekirdag	-	-	-	18 888
	Yarimca	-	11 408	-	19 343
Ukraine	Odessa	-	10 635	-	-

Source: CNSC

4. Average import freight rates for refrigerated or dry 20-foot and 40-foot containers in Q4 2025

CONSEIL NATIONAL DES CHARGEURS DU CAMEROUN CAMEROON NATIONAL SHIPPERS' COUNCIL



Antenne CNCC de KOUSSERI dans la Région l'Extrême-Nord



Centre de vie CNCC de GAROUA-BOULAI dans la Région de l'EST

MISSIONS

Société à Capital Public ayant l'Etat comme unique actionnaire, le Conseil National des Chargeurs du Cameroun (S.A) a pour mission :

- L'assistance, la défense et la représentation des intérêts des chargeurs, importateurs/Exportateurs et opérateurs de la chaîne de transport ;
- Le développement et l'exploitation des infrastructures logistiques en vue de contribuer à la promotion du commerce extérieur.

ACTIONS

- Formation des acteurs du commerce extérieur ;
- Vulgarisation des procédures de commerce ;
- Diffusion des informations sur le commerce et le transport ;
- Développement et exploitation des infrastructures ;
- Collecte des données statistiques sur le commerce ;
- Participation aux réflexions sur le commerce et le transport ;
- Délivrance des documents de transport



Magasin de stockage de DOUALA-BASSA dans la Région du Littoral



Centre de vie de la DIBAMBA DOUALA dans la Région du Littoral

MISSIONS

The Cameroon National Shippers' Council (CNSC) is a public corporation with the State as sole shareholder, and has as its main objective to:

- Assist, defend and represent the interests of shippers, importers/exporters and transport chain operators;
- Develop and operate logistics infrastructure in view of contributing to the promotion of international trade.

ACTIONS

To achieve its objectives, the CNSC carries out the following field actions:

- Organise training for foreign trade operators;
- Disseminate foreign trade procedures;
- Publish information on trade and transport;
- Develop and operate logistics infrastructure;
- Collect statistical data on foreign trade;
- Participate in discussions on trade and transport;
- Issue required transport documents.

Conseil National des Chargeurs du Cameroun Cameroon National Shippers' Council



Votre Partenaire! / Your Partner

**3^{ème} étage, Immeuble IGH,
Centre des affaires maritimes,
Bonanjo – Douala.**

Tél. +237 233 43 67 67

www.cncc.cm – info@cncc.cm



Société Anonyme au capital de 1 000 000 000 FCFA - RCCM CM/DLA/01/2026/B15/00005

Siège Social : Centre des Affaires Maritimes de Bonanjo - Douala B.P. / P.O. BOX : 1588 Douala Tél : 233 43 67 67 Fax : 233 43 70 17

www.cncc.cm info@cncc.cm

Publisher :

Auguste Mbappe Penda

Editors in Chief :

Fernand Douglas Nolga

Hermann Ngassa Nkengne

Collaborators in this edition :

Line-Chimène Gueyitob Fonkou

Cyrille Tiki

Translator :

Randolph Metuge

Printing

Harmony poly Business

HEAD OFFICE

Centre des Affaires Maritimes

Bonanjo-Douala

P.O. Box : 1588 Douala

Tel : (+237) 233 43 67 67 / (+237) 233 43 67 69

Fax : (+237) 233 43 70 17

E-mail : info@cncc.cm Website : www.cncc.cm

PARIS OFFICE – FRANCE

3, Rue du Quatre-Septembre, 75002, Paris

Tél : +33 (0) 142210626

E-mail : representation@cncc.cm

SOUTH REGIONAL OFFICE, KRIBI

Tel : (237) 222 46 16 37

SOUTH WEST REGIONAL OFFICE, LIMBE

Tel : (237) 233 33 21 36 / 233 33 21 38

**FAR NORTH REGIONAL OFFICE–
KOUSSERI**

Located at 100 metres from the Ngueli Bridge,
Cameroon-Chad border crossing

Kousseri

antenneextremenord@cncc.cm

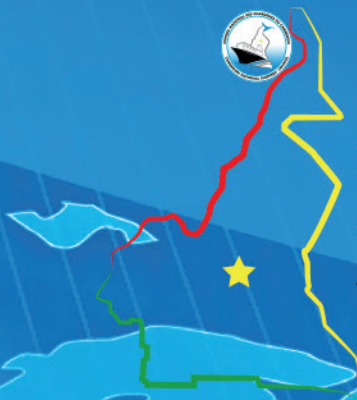
CENTRE REGIONAL OFFICE – YAOUNDÉ

10th floor, Société Hôtelière DJEUGA'APPART
Ahmadou Ahidjo Avenue behind the Presidential
Tribune, 20th May Boulevard.

Yaounde

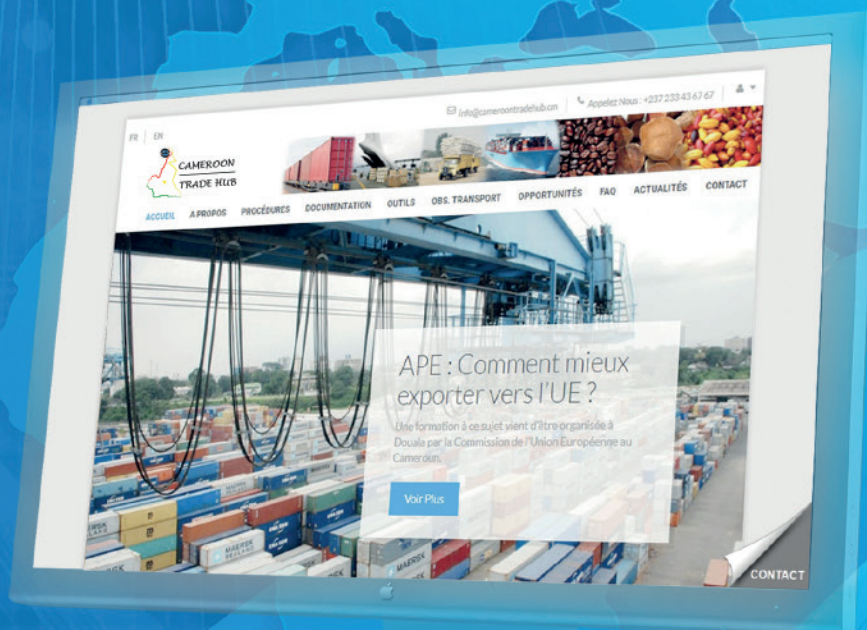
antennecentre@cncc.cm

Tel : 222 220 205



CAMEROON TRADE HUB

www.cameroontradehub.com



**LES PROCEDURES DU COMMERCE EXTERIEUR DU
CAMEROUN EN UN SEUL CLIC**

**CAMEROON'S FOREIGN TRADE PROCEDURES
JUST A CLICK AWAY**